

## Recreation Center



## City of Everett ADA Transition Plan

July 2018



Institute for Human Centered Design

200 Portland Street, Boston, MA 02114  
www.IHCDesign.org • info@IHCDesign.org  
617-695-1225 voice/tty

## Recreation Center

Year Renovated: 2018

### Background

The Sammy Gentile Memorial Recreation Center is located at 64 Elm Street. The Recreation Center has one floor that includes a gymnasium, locker rooms with showering facilities and a computer area. There is one main entrance with minor accessibility issues, and four emergency exits in the gymnasium with accessibility issues. The building is only accessible from the street by taking a set of stairs or a temporary metal ramp; both of which have accessibility issues. There is a parking lot on-site, but it appears as though it is only for use by the police station next door and possibly only for staff. The building was under construction when reviewed, and thus certain features could not be completely assessed.

### Key Accessibility Issues

#### Exterior Routes

Sidewalks outside of recreation center have damage and excessive cross slopes. Information on these issues can be found in the Elm and Ferry Street narrative and catalog.

#### Entrance

The ramp that allows access between the sidewalk and the lot is not in operable condition due to broken/bent railings and lack of edge protection. It is an unstable temporary metal ramp currently held in place with sand. The stairway is also inaccessible due to lack of railings on each side. The main entrance to the recreation center had an automatic opener installed but was not operational when the survey was conducted.

#### Emergency Exits

Three of the four emergency exits are not accessible, and while the southern exit had a ramp to allow accessible egress, it lacked necessary railings.

#### Service Counters

The service/ticketing window near the entrance of the facility is more than 36 inches above the finished floor.

#### Toilet Rooms

Multi-user girl's and boy's toilet rooms are located adjacent to the locker rooms. The boy's toilet room has one lavatory and one utility sink, neither of which are accessible. The boy's toilet room also has 3 toilet compartments, none of which are compliant (while the exact dimensions could not be assessed because the dividers were not yet installed, the toilets were too close together to create an accessible compartment). The girl's toilet room was not fully plumbed when reviewed, but construction workers on-site said there were no provisions to cover the plumbing under the lavatory. There were 4 toilets in the room, and were similar in design to the ones in the boy's toilet room.

There are two dedicated single-user toilet rooms located off of the gymnasium. The signage outside the accessible toilet rooms did not designate the rooms as toilet rooms. Of the 2 toilet rooms in the facility, only 1 was finished enough to be reviewed. This toilet room had dispenser issues, exposed plumbing at the lavatory, an improper grab bar, and a toilet with flush control on the opposite side from the open/transfer side of the toilet.

#### Shower Rooms

The Recreation Center has a gang shower adjacent to the locker rooms for girl's and boy's. Both are accessed by going through the toilet rooms. Both of these gang showers were not accessible due to high thresholds. There are no other accessible showering provisions in the facility.

Recreation Center

Additional Accessibility Issues





- The door to the boy's locker room is not operable with a closed fist.
- Noncompliant egress and designation signage.

**Order of Magnitude Cost Estimates**






- Automatic door opener at main entrance: \$1,530
- Providing a new pressure treated wood ramp from Elm Street: \$5,914
- Providing handrails on stair from Elm Street: \$1,110
- Signage (egress, designation): \$1,276
- Relocating service window: \$440
- Toilet and shower room renovations: \$18,446
- Miscellaneous corrective actions (thresholds, door hardware, ramp handrails, etc.): \$1,409

**Total: \$ 30,125**






**City of Everett  
Recreation Center**

ID	Location	Floor	Room	Element	Type	Photo	Issues	Current Measure	Recommendations	Quantity	Price	Cost Estimation
<b>Approach and Entrance</b>												
<b>Entrance</b>												
1	Entrance to Building	Ext.		Entrance	Entrance		Automatic door opener not operable	16 lbs	Repair or replace the door opener.	1	1530	\$1530
<b>Emergency Exit</b>												
2	Western Exit in Gymnasium	1		Emergency Exit	N/A		Emergency exit not on an accessible route Threshold > 3/4" high	- 6.5"	Provide a directional sign indicating the location of the nearest emergency exit.	1	116	\$116
3	Northeastern Exit in Gymnasium	1		Emergency Exit	N/A		Threshold > 3/4" high	2.5"	Alter threshold to be 3/4" high max.	1	125	\$125
<b>Access to Goods and Services</b>												
<b>Interior Access Route</b>												
4	Men's Accessible Toilet Room	1		Interior Access Route	N/A		Obstructed by protruding objects	8.5"	Relocate dispenser out of the circulation path.	1	153	\$153






**City of Everett  
Recreation Center**

ID	Location	Floor	Room	Element	Type	Photo	Issues	Current Measure	Recommendations	Quantity	Price	Cost Estimation
<b>Doors, Doorways, &amp; Gates</b>												
5	Entrance to Boy's Locker Room	1		Doors, Doorways, & Gates	Circulation		Threshold not beveled Threshold > 1/2" high	- .6"	Alter threshold to be 1/2" high max. and beveled.	1	75	\$75
6	Entrance to Boy's Locker Room	1		Doors, Doorways, & Gates	Toilet Room		Hardware not operable with a closed fist	-	Provide hardware that can be operable with one hand and not require tight grasping, pinching, or twisting of the wrist.	1	242	\$242
<b>Ramps</b>												
7	Ramp to Lot From Elm St.	Ext.		Ramps	Exterior		Handrails < 34" or > 38" above ramp surface Handrails do not extend 12" past top & bottom Edge protection < 4" high Not maintained in operable working condition	-	Ensure the ramp is maintained in operable working condition. Alter handrails to extend horizontally above the landing for 12" min. beyond the top and bottom of ramp runs. Provide edge protection that prevents the passage of a 4" diameter sphere, where any portion of the sphere is within 4" of the finish ground surface. (Cost estimate is for a new pressure treated wood ramp 48 feet long.)	1	5914	\$5914
8	Southern Exit in Gymnasium	1		Ramps	Exterior		Handrails not provided at both sides if rise is > 6"	9"	Provide handrails on both sides.	2	407	\$814
<b>Stairways</b>												
9	Stairway to Lot From Elm St.	Ext.		Stairways	Exterior		Handrail not provided on both sides	-	Provide handrails on both sides.	2	555	\$1110






**City of Everett  
Recreation Center**

ID	Location	Floor	Room	Element	Type	Photo	Issues	Current Measure	Recommendations	Quantity	Price	Cost Estimation
<b>Signage</b>												
10	Entrance to Building	1		Signage	Egress		Not provided	-	Locate signage alongside the door on the latch side.	1	116	\$116
11	Men's Accessible Toilet Room	1		Signage	Designation		Not provided	-	Locate signage that designates this room as the men's accessible toilet alongside the door on the latch side.	2	116	\$232
12	Women's Accessible Toilet Room	1		Signage	Designation		Not provided	-	Locate signage alongside the door on the latch side. Provide text with raised characters duplicated in braille.	1	116	\$116
13	Exit to Foyer	1		Signage	Egress		Raised characters not provided	-	Provide text with raised characters duplicated in braille.	1	116	\$116
14	Northeastern Exit in Gymnasium	1		Signage	Egress		Raised characters not provided	-	Provide text with raised characters duplicated in braille.	1	116	\$116




**City of Everett  
Recreation Center**

ID	Location	Floor	Room	Element	Type	Photo	Issues	Current Measure	Recommendations	Quantity	Price	Cost Estimation
15	Southern Exit in Gymnasium	1		Signage	Egress		Raised characters not provided	-	Provide text with raised characters duplicated in braille.	1	116	\$116
16	Western Exit in Gymnasium	1		Signage	Egress		Raised characters not provided	-	Provide text with raised characters duplicated in braille.	1	116	\$116
17	Entrance to Boy's Locker Room	1		Signage	Designation		Raised characters not provided Braille not provided	-	Provide text with raised characters duplicated in braille.	1	116	\$116
18	Entrance to Girl's Locker Room	1		Signage	Designation		Raised characters not provided Braille not provided	- -	Provide text with raised characters duplicated in braille.	1	116	\$116
<b>Service Counter</b>												
19	Ticketing Window	1		Service Counter	Service Window		Counter > 36" high	45"	Lower service window to be no more than 36" above the finished floor	1	440	\$440
<b>Toilet &amp; Bathing Rooms</b>												

**City of Everett  
Recreation Center**

ID	Location	Floor	Room	Element	Type	Photo	Issues	Current Measure	Recommendations	Quantity	Price	Cost Estimation
<b>Overall Access</b>												
20	Toilet Room in Boy's Locker Room	1		Overall Access	Toilet Room		Accessible plumbing fixtures or stalls not provided Audible and visible alarms not provided	- -	When fire system is updated, ensure that a visible and audible fire alarm is installed. Toilets are not currently spaced to allow an accessible toilet compartment in the locker room. Provide an accessible toilet compartment.	1	3437	\$3437
21	Toilet Room in Girl's Locker Room	1		Overall Access	Toilet Room		Accessible plumbing fixtures or stalls not provided Audible and visible alarms not provided	-	Provide one accessible wheelchair stall. When fire system is updated, ensure that a visible and audible fire alarm is installed.	1	3437	\$3437
<b>Lavatory</b>												
22	Toilet Room in Boy's and Girl's Locker Room	1		Lavatory	N/A		Plumbing underneath is exposed	-	Insulate or otherwise configure pipes to prevent contact, for at least one lavatory.	2	46	\$92
23	Men's Accessible Toilet Room	1		Lavatory	N/A		Plumbing underneath is exposed Dispensers not within reach range	- 47"	Insulate or otherwise configure pipes to prevent contact, for at least one lavatory.  Relocate dispenser to 42" max. above the floor.	1	399	\$399
<b>Single-User Toilet</b>												
24	Men's Accessible Toilet Room	1		Single-User Toilet	N/A		Flush control not on open side Side or rear grab bar < 33" or > 36" high	- 31"	Relocate the flush control to the open side. Mount grab bars to 33"- 36" above the floor.	1	443	\$443

**City of Everett  
Recreation Center**

ID	Location	Floor	Room	Element	Type	Photo	Issues	Current Measure	Recommendations	Quantity	Price	Cost Estimation
<b>Shower Compartment</b>												
25	Boy's Locker Room Gang Shower	1		Shower Compartment	Gang Shower		Shower not on an accessible route	-	Locate the accessible shower on an accessible route. Remove step. Provide a roll-in shower. Provide a roll-in shower with grab bars.	1	5319	\$5319
26	Girl's Locker Room Gang Shower	1		Shower Compartment	Gang Shower		Shower not on an accessible route	-	Locate the accessible shower on an accessible route. Remove step. Provide a roll-in shower. Provide a roll-in shower with grab bars.	1	5319	\$5319
<b>Best Practice</b>												
27	Computer Room	1					Best Practice		When computers and tables are installed, the window will be out of reach range. Consider reconfiguring the room to provide universal access to the window.	1	0	\$0