

# Shute Memorial Library



## City of Everett ADA Transition Plan

July 2018



Institute for Human Centered Design

200 Portland Street, Boston, MA 02114  
www.IHCDesign.org • info@IHCDesign.org  
617-695-1225 voice/tty

### Shute Memorial Library

Year Built: 1899 Year Renovated: 2013-2015

#### Background

Shute Memorial Library is located at 781 Broadway. The building is two stories with an elevator. The first floor contains a children’s library, with computer and work stations, a meeting room, and a story and craft room. The second floor has stacks, a reference area, self and assisted check out areas, and computer and work stations. The library has an accessible entrance on the first floor.

#### Key Accessibility Issues

##### Working Surfaces

On both floors of the library, working surfaces and computer stations are provided without the required number of accessible units. Tables provided as work surfaces and computer stations in the children’s library and main room lack the necessary knee and toe clearance. The self-checkout and public catalog kiosks lack the necessary toe and knee clearance.

##### Maneuvering Clearances at Doors

Multiple doors throughout the building lack maneuvering clearance. Most instances can be resolved by relocating objects. One instance would require an automatic door opener.

##### Toilet Rooms

All existing toilet rooms in the library are single-user family facilities. The children’s library staff area toilet room has a baby changing table that is not operable with a closed fist. Sanitary napkin disposal bins act as protruding objects and obstruct grab bar use.

##### Emergency Exits

The second floor of the library contains two emergency exits. Neither exit has raised characters and braille at the exit door. Stairs at the back exit lack handrails on each side.

#### Drinking Fountains

No drinking fountains on the first and second floor are provided for standing users. The seated drinking fountain on the first floor also lacks the necessary knee and toe clearance.

#### Additional Accessibility Issues

- The library’s bike rack is located on a route with a cross slope greater than 1:50 (2.00%).
- The curb ramp landing at the corner of Broadway and Glenwood St. is obstructed by a trash can.
- Assistive listening devices are not provided in a meeting room.
- A sink located in the children’s story and craft room is located higher than 34 inches above the floor and lacks the necessary knee and toe clearance.

#### Order of Magnitude Cost Estimates





- Providing working surfaces and computer stations with compliant surface height and knee and toe clearance: \$1,400
- Providing an automatic door opener at one toilet room: \$1,530
- Providing an assistive listening system in the meeting room: \$1,214
- Renovating drinking fountains: \$4,122
- Providing a compliant sink: \$2,390
- Miscellaneous corrective actions (exterior and interior routes, signage, stair handrail, protruding objects, etc.): \$2,551

**Total: \$ 13,207**






#### Universal Design Recommendations

- There is no parking directly associated with the library. We recommend converting the street parking space closest to the accessible entrance of the library to an on-street accessible space. This would require the addition of a curb cut with a detectable warning in front of the space, as well as an accessible parking sign. (\$1,450 estimate).

City of Everett  
Shute Memorial Library





ID	Location	Floor	Room	Element	Type	Photo	Issues	Current Measure	Recommendations	Quantity	Price	Cost Estimation
Approach and Entrance												
Exterior Access Route												
1	Bike Rack	Ext.		Exterior Access Route	Exterior		Cross slope > 1:50 (2.00%)	4.3%	Reduce cross slope to be no steeper than 1:50 (2.00%).  (Cost estimate for adding concrete to correct cross slope for a 6' long area.)	1	90	\$90
Curb Ramp												
2	Broadway & Gledhill Ave.	Ext.		Curb Ramp	Parallel		Landing not provided at top of curb ramp	-	Remove trash can to provide landing at top of curb ramp.	1	Labor	\$0
3	Gledhill Ave.	Ext.		Curb Ramp			Surface not stable, firm and slip-resistant Detectable warning not provided		Repair surface. Provide a detectable warning on the curb ramp.	2	283	\$566
Access to Goods and Services												
Means of Egress												
4	Main Room - Emergency Exit - Front	2	100	Means of Egress	N/A		Tactile exit sign not provided		Ensure tactile exit signs with raised characters and braille are provided at exit doors. Mount signs between 48"- 60" above finish floor located on the latch side of the door.	1	116	\$116

**City of Everett**  
**Shute Memorial Library**






ID	Location	Floor	Room	Element	Type	Photo	Issues	Current Measure	Recommendations	Quantity	Price	Cost Estimation
5	East Vestibule Exit	2	107	Means of Egress	N/A		Tactile exit sign not provided	-	Ensure tactile exit signs with raised characters and braille are provided at exit doors. Mount signs between 48"- 60" above finish floor located on the latch side of the door.	1	116	\$116
<b>Interior Access Route</b>												
6	Children's Library	1		Interior Access Route	N/A		Obstructed by protruding objects	7"	Provide a cane detectable barrier for the fire extinguisher case.	1	153	\$153
7	Lobby	2	113	Interior Access Route	N/A		Obstructed by protruding objects	29"	Provide a cane detectable barrier on each side of the counter.	2	153	\$306
<b>Doors, Doorways, &amp; Gates</b>												
8	Children's Library - Toilet Room - Staff	1	015	Doors, Doorways, & Gates	Toilet Room		Maneuvering clearance(s) not provided	-	Relocate hand dryer from door maneuvering clearance.	1	353	\$353
9	Children's Librarian Room	1	019	Doors, Doorways, & Gates	Office		Maneuvering clearance(s) not provided	-	Relocate cart.	1	Labor	\$0








**City of Everett**  
**Shute Memorial Library**

ID	Location	Floor	Room	Element	Type	Photo	Issues	Current Measure	Recommendations	Quantity	Price	Cost Estimation
10	Children's Librarian Room	1	019	Doors, Doorways, & Gates	Office		Maneuvering clearance(s) not provided	10"	Relocate file cabinet.	1	Labor	\$0
11	Toilet Room - Right	2	111	Doors, Doorways, & Gates	Toilet Room		Maneuvering clearance(s) not provided	12"	Provide an automatic door opener.	1	1530	\$1530
12	Children's Library - Story & Craft Room	1	020	Doors, Doorways, & Gates	Meeting Room		Maneuvering clearance not provided at recess > 8"		Relocate box.	1	Labor	\$0
13	Children's Library - Meeting Room	1	012	Doors, Doorways, & Gates	Meeting Room		Door requires > 5 lbs. of force to open	8 lbs	Adjust closers so doors do not require more than 5 pounds of force to open.	1	Labor	\$0
14	Toilet Room - Right	2	111	Doors, Doorways, & Gates	Toilet Room		Door requires > 5 lbs. of force to open	12 lbs	Adjust closers so doors do not require more than 5 pounds of force to open.	1	Labor	\$0

City of Everett  
Shute Memorial Library





ID	Location	Floor	Room	Element	Type	Photo	Issues	Current Measure	Recommendations	Quantity	Price	Cost Estimation
15	Toilet Room - Left	2	112	Doors, Doorways, & Gates	Toilet Room		Door requires > 5 lbs. of force to open	15 lbs	Adjust closers so doors do not require more than 5 pounds of force to open.	1	Labor	\$0
16	Library Entrance Vestibule	1	022	Doors, Doorways, & Gates	Vestibule		Clear floor space at opener not provided	-	Remove trash can to provide a 30" x 48" clear floor space at automatic door opener.	1	Labor	\$0
Stairways												
17	East Vestibule Exit	2	107	Stairways	Interior		Handrails not provided on each side	-	Provide compliant handrails on each side of exit stair.	1	370	\$370
Signage												
18	Toilet Room - Right	2	111	Signage	Designation		Sign not located on the latch side of the door		Locate sign at permanent rooms alongside the door on the latch side.	1	Labor	\$0
Operable Parts												
19	Children's Library - Toilet Room	1	013	Operable Parts	Trash/Recycling		Reach < 15" or > 48"(forward/side approach)	63"	Relocate bin so that top is 15"- 48" above finish floor. Ensure that nothing is mounted over the grab bars.	1	128	\$128

**City of Everett**  
**Shute Memorial Library**




ID	Location	Floor	Room	Element	Type	Photo	Issues	Current Measure	Recommendations	Quantity	Price	Cost Estimation
20	Children's Librarian Room	1	019	Operable Parts	Clothes Rod/Hooks		Reach < 15" or > 48"(forward/side approach) Side reach > 54"	65" 65"	Relocate hooks so that controls are between 15"- 48" above finish floor.	1	Labor	\$0
21	Children's Library - Toilet Room - Staff	1	015	Operable Parts	Equipment		Not operable with a closed fist	-	Provide hardware that can be operable with one hand and not require tight grasping, pinching, or twisting of the wrist.	1	Equipment	\$0
. Dining or Work Surfaces												
22	Main Room - Self Check Out	2		Dining or Work Surfaces	Work Surface		Knee or toe clearance not provided	-	Provide at least 1 dining or work surface with 27" min. knee and toe clearance.	1	350	\$350
23	Main Room - Public Catalog	2		Dining or Work Surfaces	Work Surface		Knee or toe clearance not provided Top of dining/work surface < 28" or > 34"	- 35"	Provide at least one dining or work surface with tops between 28"- 34" above the floor and 27" clear height underneath.	1	350	\$350
24	Reference Room	2	102	Dining or Work Surfaces	Work Surface		Top of dining/work surface < 28" or > 34"	22"	Provide at least one dining or work surface with tops between 28"- 34" above the floor and 27" clear height underneath.	1	350	\$350



City of Everett  
Shute Memorial Library

ID	Location	Floor	Room	Element	Type	Photo	Issues	Current Measure	Recommendations	Quantity	Price	Cost Estimation
Assembly Area												
25	Children's Library - Meeting Room	1	012	Assembly Area	N/A		Assistive listening devices not provided	-	If audible communication is integral to the use of the space, provide an assistive listening system.  (Cost estimate for a capacity of 50 people or less.)	1	1214	\$1214
Libraries												
26	Children's Library	1	010	Libraries	N/A		Total number of computer stations 5% of computer stations are not accessible	6 -	Provide one accessible computer station. Stations should have 27" min. high knee and toe clearance.	1	350	\$350
Toilet & Bathing Rooms												
Dispensers												
27	Children's Library - Toilet Room - Staff	1	015	Dispensers	Other		Controls > 42" high Dispenser acts as a protruding object	43" 5"	Ensure that nothing is mounted above the grab bars. Relocate so the operable part of the sanitary trash bin is 42" max. above the finish floor and out of the circulation path.	1	353	\$353
Additional Access												
Drinking Fountains												
28	Main Room	2		Drinking Fountains	Low		No drinking fountain provided for standing users		Provide an additional drinking fountain for standing users.	1	2014	\$2014

City of Everett  
Shute Memorial Library

ID	Location	Floor	Room	Element	Type	Photo	Issues	Current Measure	Recommendations	Quantity	Price	Cost Estimation
29	Children's Library	1	010	Drinking Fountains	Low		No drinking fountain provided for standing users Knee or toe clearance not provided	- 26"	Install a Hi-Lo drinking fountain.	1	2108	\$2108
Sink												
30	Children's Library - Story & Craft Room	1	020	Sink	Classroom/Lab		Toe and knee clearances not provided Rim or counter > 34"	- 36"	Ensure there is a 27" knee clearance positioned for a forward approach. Relocate sink with the front of the rim or counter no higher than 34".	1	2390	\$2390
Universal Design												
31	Broadway and Gledhill Ave. Parking	Ext.					Total # of parking spaces per block Total # of designated accessible parking spaces per block Accessible space not located near key destinations		Universal design recommendation: Convert space closest to accessible entrance on Broadway to an on-street accessible space. Provide curb cut with detectible warning in front of space, and add accessible parking sign with the International Symbol of Accessibility. (\$1,225 for the curb ramp plus \$75 Installation plus \$250 for a sign.)	1	1450	\$1450