

Mayor's Message

CITY OF EVERETT Office of the Mayor

Carlo DeMaria
Mayor



Everett City Hall
484 Broadway
Everett, MA 02149-3694
Phone: (617) 394-2270
Fax: (617) 381-1150

Dear Residents of Everett and Honorable Members of the Council,

I am pleased to present you with the proposed FY2026 operating budget for the City of Everett. The total proposed budget is \$299,719,104, representing a 6% increase over the adjusted FY2025 budget. A significant driver of this increase is the rise in fixed costs, which are up 11% collectively. The most substantial pressure comes from health care costs, which have increased by 6.8 million, or 24%, compared to last year. We are committed to balancing the FY2026 budget and address rising costs in fiscally responsible ways. Excluding schools and fixed costs, departmental budgets reflect a more moderate average increase of 3%. Personnel expenses have risen by 5%, while operating expenses have decreased by 4%, reflecting our ongoing efforts to manage resources efficiently.

As elected officials in Everett, we are entrusted by the families and businesses in our community with making the best decisions we can on how to spend City revenue. We have a fiduciary responsibility to decide how to invest the financial resources available to us in ways that will benefit our community. The needs of our residents are what inform all the budget decisions we make.

This budget continues to invest in our physical infrastructure, our public safety resources, and the fixed costs that come with being an employer. The budget includes increases to the City's contribution level to financially support our schools, as well as our police and fire departments. The budget also includes recommended investments to

Mayor's Message

support our youth, including an expanded focus on increasing the support we provide them in the area of workforce development and readiness. We continue to prioritize and support community most vulnerable, including our elderly and veterans, thru range of dedicated services and programs.

We are presenting a budget that addresses the services that our residents rely on City government to provide while still focused on balancing government spending and serving as a fiscal fiduciary of our residents.

The decisions before us are important ones. I appreciate the City Council's shared recognition of the importance for us as elected officials to engage in a meaningful budget discussion in a positive and constructive manner.

Sincerely,

A handwritten signature in blue ink that reads "Carlo De Maria". The signature is fluid and cursive, with the first name "Carlo" and last name "De Maria" clearly distinguishable.

Carlo DeMaria, Mayor
City of Everett
May 12, 2024

Table of Contents

FY 2025 Annual Budget

	Page
1. General Fund	
General Government	
Appropriation Pages.....	1 - 9
City Council.....	10 - 12
Executive Office of the Mayor.....	12 - 15
Diversity, Equity & Inclusion.....	16 - 18
311 / Constituent Services.....	19 - 21
Office of the City Auditor.....	22 - 24
Office of Purchasing & Procurement.....	25 - 27
Office of Assessing.....	28 - 30
Office of Treasurer/Collector.....	31 - 35
Office of the City Solicitor.....	36 - 38
Department of Human Resources.....	39 - 42
Department of Information Technology.....	43 - 45
City Clerk.....	46 - 48
Elections Commission.....	49 - 51
Licensing.....	52 - 54
Conservation Commission.....	55 - 57
Planning Board.....	58 - 60
Zoning Board of Appeals.....	61 - 63
Public Safety	
Police Department.....	64 - 71
Fire Department.....	72 - 76
Inspectional Services Division (ISD).....	77 - 82
Emergency Communications Center.....	83 - 86
Department of Public Works (DPW)	
Executive Division.....	87 - 92
Facilities Maintenance Division.....	93 - 96
Department of Public Works (DPW) continued	

Engineering Division.....	97 - 99
Parks and Cemeteries Division.....	100 - 103
Stadium Division.....	104 - 105
Highway Division.....	106 - 109
Snow and Ice Division.....	110 - 111
Solid Waste Division.....	112 - 113
Human Services	
Department of Health and Human Services.....	114 - 119
Department of Planning & Development.....	120 - 122
Department of Transportation.....	123 - 125
Council on Aging.....	126 - 127
Office of Veterans Services.....	128 - 131
Commission on Disability.....	132 - 134
Office of Human Services.....	135 - 137
Libraries and Recreation	
Department of Libraries.....	138 - 142
Department of Youth Development and Enrichment.....	143 - 145
Fixed Costs	
Retirement of Long Term Capital Debt.....	146
Long Term Debt Interest.....	147
Retirement Board - Non Contributory Pension and Pension Fund Contribution.....	148
Unemployment Compensation.....	149
Fixed Costs continued	

Employee Benefits - Life Insurance, Health Insurance, A D & D Insurance.....	150
FICA (Medicare).....	151
Employee Injuries - Active Police & Fire, Retired Police & Fire, Workers Compensation.....	152
Property/Liability Insurance - Comp General Liability, Insurance Deductibles.....	153
City of Everett Fixed Costs - Notes to Budget.....	154 - 156

2. W/S Enterprise Fund - Budget and Capital Improvement Program

Letter from CFO/Auditor.....	157 - 158
Enterprise Fund Overview.....	159
FY2026 Operating Water/Sewer Enterprise Fund Budget	160 - 168
Proposed Water and Sewer Rates.....	169
MWRA Advisory Board 2024 Annual Water and Sewer Retail Rate Survey.....	170 - 193
FY2026 Water & Sewer Enterprise Fund Capital Budget - Executive Summary.....	194 - 196
Water & Sewer 5 Year Capital Plan.....	197
Water/Sewer Pro Forma Debt Schedule.....	198
Actual Debt Service - Enterprise Fund (Water/Sewer) Fiscal Year 2025-2038.....	199 - 200

3. E C T V

ECTV Personnel & Notes to Budget.....	201 - 203
---------------------------------------	-----------

4. Capital Improvement Program

Capital Improvement Program: Mayor's Message.....	204 - 206
Capital Improvement Program Overview.....	207
FY2026 CIP - General Fund: Executive Summary.....	208 - 213
Capital Improvement Policies and Debt Policies.....	214 - 215
City of Everett Five Year Capital Improvement Program - General Fund - Fiscal Years 2025-2029.....	216 - 219
City of Everett Capital Plan - Enterprise Fund (Water/Sewer) - Fiscal Years 2025-2029.....	220
Department Head Guidelines.....	221 - 222
Everett Debt Service Projection - FY2026 Projects - General Fund.....	223 - 226



CITY OF EVERETT

1.2 FINANCIAL UPDATE:

ANNUAL BUDGET POLICY & FIVE-YEAR FINANCIAL FORECAST FISCAL YEARS 2025-2029

Carlo DeMaria – Mayor

Eric Demas – CFO/City Auditor

May 12, 2025



FY 26 BUDGET PRESENTATION

The budget book is broken down into four sections:

- Operating Budget
- Water/Sewer Budget
- ECTV (PEG cable access) Budget
- Capital Improvement Plan

Goal:

- To provide a brief overview
- Detailed discussion at future meetings



ARTICLE 6-2 OF CITY CHARTER ANNUAL BUDGET POLICY

The Mayor shall call a joint meeting of the City Council and School Committee to include the Superintendent of Schools.

Meeting to take place prior to the budget process.

- Purpose:

To review the financial condition of the City

Revenue and Expenditure Forecasts

Other related information

- Goal:

To develop a coordinated budget



FINANCIAL CONDITION OF CITY

- Standard and Poor has assigned a 'AA+/Stable' rating to the City's 2023 general obligation (GO) tax exempt municipal purpose loan bonds. (\$7.205mil)
- Net Interest cost of 2.99%
- Standard and Poor has given the city a 'stable outlook' on its financial future.
- Bonds are backed by the City's full-faith-and-credit.



FINANCIAL CONDITION OF CITY

“The rating and outlook on the City reflect our opinion of Everett’s currently strong financial position and past prudent budgeting that have allowed for stable operations”

The AA+ rating reflect Standard and Poor’s opinion of the following factors:

- Growing tax base that is poised for further long-term development
- History of stable and strong financial profile
- Very strong debt metrics with rapid amortization



FINANCIAL CONDITION OF CITY

The AA+ and ratings reflect Standard and Poor's opinion of the following factors (continued):

- Strong management condition with good financial management policies and practices under Standard and Poor's Financial Management Assessment (FMA) methodology.
- Very strong debt and contingent liabilities profile, due to low carrying charges, low net debt, and rapid amortization.
- Strong institutional framework.



FINANCIAL CONDITION AVAILABLE FUNDS – TRUST AND FUND BALANCE

- Stabilization Fund = \$ 12,938,100
 - Free Cash = As certified by DOR
 - OPEB Liability Trust = \$ 15,772,899
 - Capital Improvement Stabilization Fund = \$9,644,166
-
- All of these funds have financial policies as to their funding source as part of the FY2026 budget.



FY2026 BUDGET SUBMITTAL

GOVERNMENT FINANCE OFFICERS ASSOCIATION (GFOA) DISTINGUISHED BUDGET AWARD CANDIDATE

- There is no mandated format for budgeted documents.
- Every City is different in terms of its formal structure, culture, and informal practices.
- There are no right or wrong approaches, but there are best practices that can provide common ground for those involved in the budget process.



FY2026 BUDGET SUBMITTAL

GOVERNMENT FINANCE OFFICERS ASSOCIATION (GFOA) DISTINGUISHED BUDGET AWARD CANDIDATE

- The City expects to receive the GFOA Certificate of Annual Comprehensive Financial Reports (ACFRS).
- The award is the highest form of recognition in governmental accounting and financial reporting.
- The City has received this award nine years in a row.
- Focus on excellence, transparency and accountability.
- Provides independent review and critique on a municipality's financial reporting.
- One year award that requires annual review and completion.



FY2026 BUDGET SUBMITTAL

GOVERNMENT FINANCE OFFICERS ASSOCIATION (GFOA) DISTINGUISHED BUDGET AWARD CANDIDATE

- The City received the GFOA distinguished budget award in FY16 through FY23.
- The GFOA is the only national awards program in government budgeting.
- Promotes best practice in public budgeting.
- Focus on transparency and accountability.
- Provides independent review and critique on a municipality's budget document.
- One year award that focuses on continuous improvement.



FY2026 BUDGET SUBMITTAL

GOVERNMENT FINANCE OFFICERS ASSOCIATION (GFOA) DISTINGUISHED BUDGET AWARD CANDIDATE

- The GFOA Distinguished Budget Award has guidelines that are designed to assess how well a municipality's budget serves as:
 - A policy document
 - A financial plan
 - An operations guide
 - A communication device
- The final budget document is due to the GFOA 90 days after the budget is adopted by the legislative body.
- The City will be submitting it's FY2026 budget for consideration in the fall.



REVENUE AND EXPENDITURE FORECAST:

FIVE YEAR FINANCIAL FORECAST

Five-year forecasting helps municipal officials to:

- Review operational needs.
- Identify fiscal challenges and opportunities.
- Develop long term budget policies.
- Plan for capital budget, debt service management, new initiatives, and long-term sustainability.

The City's Five-Year Financial Forecast is included in the budget book.



FY2026 ~ EXECUTIVE SUMMARY REVENUES AND EXPENDITURES

Financial Uncertainties and Challenges:

Local Receipts

- Revenues have recovered from the FY20 and FY21 downturn related to the pandemic, and are now stabilizing. The City will have to work with the Department of Revenue to justify proposed revenue increases again in FY26.

Cherry Sheet - State Aid

- Senate proposal \$139,303,170 and headed to Conference Committee

Other Financial Sources

- Free Cash
- Stabilization
- Receipts reserved for appropriation



FY2026 ~ EXECUTIVE SUMMARY REVENUES AND EXPENDITURES

Revenues include:

- Tax Levy
- Local Receipts
- Cherry Sheet ~ State Aid
- School Bldg. Asst.
- Other Financial Sources

Expenses include:

- General Government
- Public Safety
- Public Works
- *Education*
- *Human Services*
- *Culture/Recreation*
- Debt Service
- Other Fixed Costs
(health, retirement, debt, etc.)
- Other Financial Uses



REVENUES ~ TAX LEVY

TOTAL tax levy limit (est.) \$ 190,487,202

The tax levy is the amount a community raises through the property tax. The levy can be any amount up to the levy limit, which is re-established every year in accordance with Proposition 2 ½ provisions.

The amount of taxes estimated to be levied to balance the FY2026 budget is \$132,884,849 which is approximately a 13% increase from fiscal year 2025.

This would leave excess levy capacity of \$57,602,353.



REVENUES – ALL OTHER

- Local Receipts
\$18,694,112
- State Aid
\$139,303,170
- Enterprise Fund Revenue
Water/Sewer - \$23,049,312
ECTV - \$583,731
- Free Cash - \$5,000,000
- Encore Resort Payments
Host Agreement Payments - \$28,992,335

TOTAL = \$ 215,622,660



EXPENSES – CITY DEPARTMENTS

- General Government
\$11,835,482
- Public Safety
\$46,070,144
- City Services
\$16,991,272
- Human Services
\$5,741,691
- Libraries and Recreation
\$2,350,961

TOTAL CITY DEPTS = \$82,989,550



EXPENSES – SCHOOL DEPARTMENT EVERETT PUBLIC SCHOOLS (EPS)

- FY2026 Foundation Budget (per DESE) =
\$172,711,735
- Less: Chargebacks to City for shared expenses
\$(35,771,530)
- Total recommended budget for EPS =
\$136,940,205
- Add: Special Ed transportation
\$5,214,215

TOTAL SCHOOL DEPT = \$142,154,420

This represents an \$6,643,718 (5%) increase over FY25.



EXPENSES ~ FIXED COSTS CITY AND SCHOOL

- Retirement Assessment
\$ 21,435,962
- Employee Insurance
\$ 35,549,421
- FICA
\$ 2,689,166
- Employee Injuries
\$ 1,377,500
- Property and Liability Insurance
\$ 3,000,000
- Debt Service
\$ 10,523,085

TOTAL FIXED COSTS = \$74,575,134

This represents a \$7,646,710 or 11% increase over FY25.



CONCLUSION:

ANNUAL BUDGET POLICY & FIVE-YEAR FINANCIAL FORECAST - FISCAL YEARS 2025-2029

- The City has proven to have sound financial policies, reserves, and a stable economic outlook.
- The administration will seek to receive the GFOA's Distinguished Budget award as part of its FY2026 Mayor's recommended budget.
- The FY2026 budget is balanced, with over \$57.6 million of excess capacity available.
- Financial forecasting and sound fiscal policies will help the City continue its financial success.

Fiscal Year 2026 Five Year Financial Forecast

	FY25 RECAP	FY26 PROJECTED	FY27 PROJECTED	FY28 PROJECTED	FY29 PROJECTED
REVENUES					
<u>TAX LEVY</u>					
PRIOR YEAR LEVY LIMIT	175,213,739	183,889,953	190,487,202	197,249,382	204,180,616
PROPOSITION 2.5 INCREASE TO LEVY	4,380,343	4,597,249	4,762,180	4,931,235	5,104,515
NEW GROWTH	4,295,871	2,000,000	2,000,000	2,000,000	2,000,000
AMENDED NEW GROWTH (prior year)					
TAX LEVY LIMIT	183,889,953	190,487,202	197,249,382	204,180,616	211,285,132
LEVY LIMIT	183,889,953	190,487,202	197,249,382	204,180,616	211,285,132
LEVY CEILING	201,441,139	209,498,785	217,878,736	226,593,885	235,657,641
<u>LOCAL RECEIPTS</u>					
MVX	4,400,000	4,500,000	4,590,000	4,681,800	4,775,436
OTHER EXCISE	3,950,000	4,900,000	4,998,000	5,097,960	5,199,919
INTEREST ON TAXES	400,000	400,000	408,000	416,160	424,483
IN LIEU OF TAXES	14,112	14,112	14,394	14,682	14,976
CHARGES FOR SVCS	40,000	40,000	40,800	41,616	42,448
FEES	550,000	550,000	561,000	572,220	583,664
RENTALS	15,000	15,000	15,300	15,606	15,918
OTHER DEPT REVENUE	175,000	125,000	127,500	130,050	132,651
LICENCES & PERMITS	3,300,000	3,000,000	3,060,000	3,121,200	3,183,624
FINES & FORFEITS	1,700,000	1,750,000	1,785,000	1,820,700	1,857,114
INVESTMENT INCOME	3,250,000	2,500,000	2,550,000	2,601,000	2,653,020
MISC. RECURRING (INCLUDES MEDICAID/MEDICARE D)	1,091,426	900,000	918,000	936,360	955,087
MISC. NON-RECURRING	-	-	-	-	-
TOTAL: LOCAL RECEIPTS	18,885,538	18,694,112	19,067,994	19,449,354	19,838,341
CHERRY SHEET REVENUE	130,020,347	139,303,170	143,482,265	147,786,733	152,220,335
<u>OTHER FINANCIAL SOURCES (OFS)</u>					
Free Cash Appropriations (page 4 column c)					
Other Available Funds (page 4 column d)					
Other Sources to reduce the Tax Rate					
Free Cash to Reduce the Tax Rate	10,000,000	5,000,000	4,000,000	4,000,000	4,000,000
Pilot- 121A Agreement	22,628,164	23,193,868	23,773,715	24,368,058	24,977,259
Community Impact fee	5,657,041	5,798,467	5,943,429	6,092,014	6,244,315
OTHER FINANCIAL SOURCES total	38,285,205	33,992,335	33,717,144	34,460,072	35,221,574
<u>ENTERPRISE FUNDS</u>					
WATER/SEWER ENTERPRISE FUND	22,492,927	23,049,312	23,510,298	23,980,504	24,460,114
ECTV	565,832	583,731	583,731	583,731	583,731
TOTAL ENTERPRISE FUND REVENUE	23,058,759	23,633,043	24,094,029	24,564,235	25,043,845
GRAND TOTAL: ALL REVENUES	394,139,802	406,109,862	417,610,814	430,441,011	443,609,227

Fiscal Year 2026 Five Year Financial Forecast

	FY25 RECAP	FY26 PROJECTED	FY27 PROJECTED	FY28 PROJECTED	FY29 PROJECTED
EXPENDITURES					
<u>GENERAL GOVERNMENT - 100's</u>					
CITY COUNCIL	566,061	609,476	624,713	640,331	656,339
MAYOR	1,003,074	1,062,078	1,088,630	1,115,846	1,143,742
DEI	517,850	486,662	498,829	511,299	524,082
CONSTITUENT SERVICES	446,248	435,757	446,651	457,817	469,263
AUDITOR/CFO	852,512	725,596	743,736	762,329	781,388
PURCHASING	152,692	199,387	204,372	209,481	214,718
ASSESSORS	813,573	828,221	848,927	870,150	891,903
TREASURER/COLLECTOR	1,382,245	1,822,188	1,867,743	1,914,436	1,962,297
SOLICITOR	659,127	675,257	692,138	709,442	727,178
HUMAN RESOURCES	1,596,772	2,532,635	2,595,951	2,660,850	2,727,371
INFORMATION TECHNOLOGY	1,063,949	1,136,120	1,164,523	1,193,636	1,223,477
CITY CLERK	469,123	515,043	527,919	541,117	554,645
ELECTIONS/REGISTRATION	699,924	756,681	775,598	794,988	814,863
LICENSING BOARD	7,700	7,700	7,893	8,090	8,292
CONSERVATION	16,285	13,085	13,412	13,747	14,091
PLANNING BOARD	14,400	14,400	14,760	15,129	15,507
APPEALS BOARD	15,196	15,196	15,576	15,965	16,364
TOTAL: GENERAL GOVERNMENT	10,276,731	11,835,482	12,131,369	12,434,653	12,745,520
<u>PUBLIC SAFETY - 200's</u>					
POLICE	20,255,992	21,793,204	22,338,034	22,896,485	23,468,897
FIRE	17,952,117	18,253,770	18,710,114	19,177,867	19,657,314
INSPECTIONAL SERVICES	5,615,415	4,339,904	4,448,402	4,559,612	4,673,602
EMERGENCY COMMUNICATIONS CENTER	1,473,940	1,683,266	1,725,348	1,768,481	1,812,693
TOTAL: PUBLIC SAFETY	45,297,464	46,070,144	47,221,898	48,402,445	49,612,506
<u>CITY SERVICES FACILITY - 400's</u>					
Executive (490)	2,546,188	2,748,214	2,816,919	2,887,342	2,959,526
Facilities Maintenance (491)	2,736,420	2,842,492	2,913,554	2,986,393	3,061,053
Engineering (492)	1,136,180	1,170,373	1,199,632	1,229,623	1,260,364
Parks and Cemetery (493)	2,465,624	2,630,724	2,696,492	2,763,904	2,833,002
Stadium (494)	36,500	36,500	37,413	38,348	39,307
Highway (495)	1,953,475	1,828,879	1,874,601	1,921,466	1,969,503
Snow and Ice (496)	482,500	585,000	599,625	614,616	629,981
Solid Waste (497)	4,924,610	5,149,090	5,277,817	5,409,763	5,545,007
TOTAL: CITY SERVICES	16,281,497	16,991,272	17,416,054	17,851,455	18,297,742

Fiscal Year 2026 Five Year Financial Forecast

	FY25 RECAP	FY26 PROJECTED	FY27 PROJECTED	FY28 PROJECTED	FY29 PROJECTED
EXPENDITURES					
<u>HUMAN SERVICES - 500's</u>					
HEALTH SERVICES	2,613,767	3,086,456	3,163,617	3,242,708	3,323,776
PLANNING AND DEVELOPMENT	849,443	856,578	877,992	899,942	922,441
TRANSPORTATION	481,253	495,832	508,228	520,933	533,957
COUNCIL ON AGING	89,500	107,500	110,188	112,942	115,766
VETERANS AGENT	485,530	509,470	522,207	535,262	548,643
COMMISSION ON DISABILITY	10,950	10,950	11,224	11,504	11,792
HUMAN SERVICES	592,546	674,905	691,778	709,072	726,799
TOTAL: HUMAN SERVICES	5,122,989	5,741,691	5,885,233	6,032,364	6,183,173
<u>LIBRARIES AND RECREATION</u>					
LIBRARY	1,429,664	1,598,761	1,638,730	1,679,698	3,443,381
YOUTH DEVELOPMENT AND ENRICHMENT	1,117,088	752,200	1,214,456	1,244,817	2,551,876
TOTAL: CULTURAL AND RECREATIONAL	2,546,752	2,350,961	2,853,186	2,924,516	5,995,257
SUBTOTAL - CITY DEPARTMENT COSTS	79,525,433	82,989,550	85,507,740	87,645,433	92,834,198
<u>FIXED COSTS</u>					
RETIREMENT OF LONG TERM CAPITAL DEBT PRINCIPAL	8,037,415	7,936,415	8,253,872	8,584,026	11,295,993
RETIREMENT OF LONG TERM CAPITAL DEBT INTEREST	3,081,185	2,586,670	2,716,004	2,851,804	-
SHORT TERM DEBT INTEREST	-	-	-	-	-
EVERETT RETIREMENT ASSESSMENT	20,406,927	21,435,962	22,400,580	23,408,606	24,461,994
UNEMPLOYMENT COMPENSATION	175,000	175,000	179,375	183,859	188,456
EMPLOYEE INSURANCE - LIFE	88,000	80,000	82,000	84,050	86,151
EMPLOYEE INSURANCE - HEALTH	28,402,176	35,261,421	36,142,957	37,046,530	37,972,694
EMPLOYEE INSURANCE - AD + D	30,800	33,000	33,825	34,671	35,537
FICA	2,536,949	2,689,166	2,756,395	2,825,305	2,895,938
EMPLOYEE INJURIES	1,377,500	1,377,500	1,411,938	1,447,236	1,483,417
PROPERTY/LIABILITY INSURANCE	2,792,472	3,000,000	3,075,000	3,151,875	3,230,672
SUBTOTAL - FIXED COSTS (CITY & SCHOOL)	66,928,424	74,575,134	77,051,945	79,617,963	81,650,851
<u>EDUCATION</u>					
(includes Special Ed Transportation)	135,307,416	142,154,420	145,708,281	149,350,988	153,084,762
SUBTOTAL - SCHOOL DEPARTMENT	135,307,416	142,154,420	145,708,281	149,350,988	153,084,762
SUBTOTAL: GENERAL FUND	281,761,273	299,719,104	308,267,965	316,614,384	327,569,811

Fiscal Year 2026 Five Year Financial Forecast

	FY25 RECAP	FY26 PROJECTED	FY27 PROJECTED	FY28 PROJECTED	FY29 PROJECTED
EXPENDITURES					
WATER/SEWER ENTERPRISE					
SALARIES	1,330,445	1,353,031	1,386,857	1,421,528	1,457,066
EXPENSES	950,900	1,006,900	1,032,073	1,057,874	1,084,321
CAPITAL OUTLAY	155,000	155,000	155,000	155,000	155,000
LONG TERM DEBT - PRINCIPAL AND INTEREST	1,767,960	1,789,111	1,329,052	1,266,343	1,564,879
MWRA ASSESSMENT	17,333,203	17,739,866	18,804,258	19,932,513	21,128,464
ECTV	565,832	583,731	583,731	583,731	583,731
SUBTOTAL: ENTERPRISE	22,103,340	22,627,639	23,290,970	24,416,990	25,973,462
SUBTOTAL: CITY, SCHOOL, AND ENTERPRISE	303,864,613	322,346,743	331,558,935	341,031,374	353,543,273
OTHER EXPENDITURES					
CHERRY SHEET ASSESSMENT	20,976,618	23,823,133	24,537,827	25,273,962	26,032,181
CHERRY SHEET OFFSET	124,995	133,694	137,705	141,836	146,091
OVERLAY	2,027,996	2,000,000	2,050,000	2,101,250	2,153,781
Court Judgements	14,859	56,050			
Other deficits					
SNOW AND ICE DEFICIT	-	147,889	150,000	150,000	150,000
OTHER DEFICITS RAISED ON RECAP					
Water/Sewer Enterprise Fund Deficit					
Overlay Deficit/Appropriation Deficit					
SUPPLEMENTAL APPROPRIATIONS					
Raise and Appropriate	503,286				
From Free Cash					
From Stabilization					
From Other Available Funds (pg. 4 of recap)					
TOTAL: OTHER EXPENDITURES	23,647,754	26,160,766	26,875,532	27,667,048	28,482,053
GRAND TOTAL: ALL EXPENDITURES	327,512,367	348,507,509	358,434,467	368,698,421	382,025,326
BUDGET GAP	66,627,435	57,602,353	59,176,347	61,742,590	61,583,901

**RECOMMENDATION OF HIS HONOR MAYOR CARLO DeMARIA
THE ANNUAL APPROPRIATION ORDER
FISCAL YEAR 2026**

GENERAL GOVERNMENT (100s)

111	CITY COUNCIL		Total
	Personnel Services	500,476	
	General Expenditures	109,000	609,476
121	EXECUTIVE OFFICE OF THE MAYOR		
	Personnel Services	683,937	
	General Expenditures	378,141	1,062,078
122	DIVERSITY, EQUITY & INCLUSION		
	Personnel Services	236,162	
	General Expenditures	250,500	486,662
129	311/CONSTITUENT SERVICES		
	Personnel Services	434,757	
	General Expenditures	1,000	435,757
135	DIVISION OF FINANCE / OFFICE OF THE CITY AUDITOR		
	Personnel Services	465,196	
	General Expenditures	260,400	725,596
138	DIVISION OF FINANCE / OFFICE OF PURCHASING & PROCUREMENT		
	Personnel Services	193,887	
	General Expenditures	5,500	199,387

**RECOMMENDATION OF HIS HONOR MAYOR CARLO DeMARIA
THE ANNUAL APPROPRIATION ORDER
FISCAL YEAR 2026**

141	DIVISION OF FINANCE / OFFICE OF ASSESSING		
	Personnel Services	369,721	
	General Expenditures	458,500	828,221
145	DIVISION OF FINANCE / OFFICE OF TREASURER - COLLECTOR		
	Personnel Services	1,414,938	
	General Expenditures	407,250	1,822,188
151	OFFICE OF THE CITY SOLICITOR		
	Personnel Services	460,257	
	General Expenditures	215,000	675,257
152	DEPARTMENT OF HUMAN RESOURCES		
	Personnel Services	2,140,155	
	General Expenditures	392,480	2,532,635
155	DEPARTMENT OF INFORMATION TECHNOLOGY		
	Personnel Services	282,120	
	General Expenditures	854,000	1,136,120
161	CITY CLERK		
	Personnel Services	391,343	
	General Expenditures	123,700	515,043

**RECOMMENDATION OF HIS HONOR MAYOR CARLO DeMARIA
THE ANNUAL APPROPRIATION ORDER
FISCAL YEAR 2026**

162	ELECTIONS		
	Personnel Services	541,181	
	General Expenditures	215,500	756,681
165	LICENSING		
	Personnel Services	7,200	
	General Expenditures	500	7,700
171	CONSERVATION COMMISSION		
	Personnel Services	12,400	
	General Expenditures	685	13,085
175	PLANNING BOARD		
	Personnel Services	14,300	
	General Expenditures	100	14,400
176	ZONING BOARD OF APPEALS		
	Personnel Services	14,696	
	General Expenditures	500	15,196

**RECOMMENDATION OF HIS HONOR MAYOR CARLO DeMARIA
THE ANNUAL APPROPRIATION ORDER
FISCAL YEAR 2026**

PUBLIC SAFETY (200s)

210	POLICE DEPARTMENT		
	Personnel Services	20,970,829	
	General Expenditures	822,375	21,793,204
220	FIRE DEPARTMENT		
	Personnel Services	17,633,270	
	General Expenditures	620,500	18,253,770
242	DEPARTMENT OF INSPECTIONAL SERVICES		
	Personnel Services	2,217,404	
	General Expenditures	2,122,500	4,339,904
299	EMERGENCY COMMUNICATIONS CENTER		
	Personnel Services	1,535,166	
	General Expenditures	148,100	1,683,266

**RECOMMENDATION OF HIS HONOR MAYOR CARLO DeMARIA
THE ANNUAL APPROPRIATION ORDER
FISCAL YEAR 2026**

D P W (400s)

DEPARTMENT OF PUBLIC WORKS			
490	Personnel Services - Executive Division	1,355,486	
	General Expenditures	1,392,728	2,748,214
491	Personnel Services - Facilities Division	1,896,992	
	General Expenditures	945,500	2,842,492
492	Personnel Services - Engineering Division	562,973	
	General Expenditures	607,400	1,170,373
493	Personnel Services - Parks and Cemeteries Division	1,670,724	
	General Expenditures	960,000	2,630,724
494	General Expenditures -Stadium	36,500	36,500
495	Personnel Services - Highway Division	1,387,879	
	General Expenditures	441,000	1,828,879
496	Personnel Services - Snow and Ice	100,000	
	General Expenditures	485,000	585,000
497	General Expenditures - Solid Waste	5,149,090	5,149,090

**RECOMMENDATION OF HIS HONOR MAYOR CARLO DeMARIA
THE ANNUAL APPROPRIATION ORDER
FISCAL YEAR 2026**

HUMAN SERVICES (500s)

510	DEPARTMENT OF HEALTH AND HUMAN SERVICES		
	Personnel Services	2,551,156	
	General Expenditures	535,300	3,086,456
521	DEPARTMENT OF PLANNING & DEVELOPMENT		
	Personnel Services	538,578	
	General Expenditures	318,000	856,578
521	DEPARTMENT OF TRANSPORTATION		
	Personnel Services	237,832	
	General Expenditures	258,000	495,832
541	COUNCIL ON AGING		
	General Expenditures	107,500	107,500
543	OFFICE OF VETERANS SERVICES		
	Personnel Services	123,520	
	General Expenditures	385,950	509,470
544	COMMISSION ON DISABILITY		
	Personnel Services	10,700	
	General Expenditures	250	10,950
599	OFFICE OF HUMAN SERVICES		
	Personnel Services	408,989	
	General Expenditures	265,916	674,905

**RECOMMENDATION OF HIS HONOR MAYOR CARLO DeMARIA
THE ANNUAL APPROPRIATION ORDER
FISCAL YEAR 2026**

LIBRARIES AND RECREATION (600s)

610	DEPARTMENT OF LIBRARIES		
	Personnel Services	1,233,854	
	General Expenditures	364,907	1,598,761
630	DEPARTMENT OF YOUTH DEVELOPMENT AND ENRICHMENT		
	Personnel Services	632,700	
	General Expenditures	119,500	752,200
	SUBTOTAL: CITY DEPARTMENT COSTS	\$ 82,989,550	\$ 82,989,550

**RECOMMENDATION OF HIS HONOR MAYOR CARLO DeMARIA
THE ANNUAL APPROPRIATION ORDER
FISCAL YEAR 2026**

<u>FIXED COSTS</u>			
710	RETIREMENT OF LONG TERM CAPITAL DEBT	7,936,415	7,936,415
751	LONG TERM DEBT INTEREST	2,586,670	2,586,670
911	RETIREMENT BOARD		
	Pension Fund Contribution	21,435,962	21,435,962
913	UNEMPLOYMENT COMPENSATION	175,000	175,000
914	EMPLOYEE INSURANCE		
	Life Insurance	80,000	
	Health Insurance	35,261,421	
	A D & D Insurance	33,000	35,374,421
915	FICA (Medicare)	2,689,166	2,689,166
944	EMPLOYEE INJURIES		
	Active Police & Fire	358,000	
	Retired Police & Fire	19,500	
	Workers Comp	1,000,000	1,377,500
945	PROPERTY / LIABILITY INSURANCE		
	Comp General Liability	2,800,000	
	Insurance Deductibles	200,000	3,000,000
SUBTOTAL: FIXED COSTS \$		74,575,134	\$ 74,575,134

**RECOMMENDATION OF HIS HONOR MAYOR CARLO DeMARIA
THE ANNUAL APPROPRIATION ORDER
FISCAL YEAR 2026**

SCHOOL DEPARTMENT

300	SCHOOL DEPARTMENT	136,940,205	
300	Special Ed Transportation	5,214,215	142,154,420

SUBTOTAL: SCHOOL DEPARTMENT \$ 142,154,420

	City Department Costs	82,989,550
	Fixed Costs	74,575,134
<hr/>		
	Total without school	157,564,684
	School Department	142,154,420

RECOMMENDED APPROPRIATION GRAND TOTAL: \$ 299,919,104

City of Everett
Everett Budget Council Summary Report
FY2026 City Budget - NO SCHOOLS

111 - CITY COUNCIL		FY2024	FY2025	FY2025	FY2026	FY2026 Mayor	FY2026 Council
Account Number	Account Description	Expended	Budget	Expended	Requested	Recommended	Approved
PERSONNEL							
01-111-1-5111	SALARIES CITY COUNCIL	\$122,267.00	\$126,439.00	\$120,429.51	\$130,233.00	\$130,233.00	\$130,233.00
01-111-1-5143	LONGEVITY CITY COUNCIL	\$400.00	\$400.00	\$400.00	\$0.00	\$0.00	\$0.00
01-111-1-5191	CITY COUNCIL STIPENDS	\$353,408.00	\$359,222.00	\$326,777.88	\$370,243.00	\$370,243.00	\$370,243.00
PERSONNEL Total:		\$476,075.00	\$486,061.00	\$447,607.39	\$500,476.00	\$500,476.00	\$500,476.00
EXPENSES							
01-111-2-5203	OTHER EXPENDITURES	\$12,087.17	\$726.68	\$726.68	\$0.00	\$0.00	\$0.00
01-111-2-5204	PROFESSIONAL & TECHNICAL SERVICES	\$4,239.96	\$160,000.00	\$91,432.55	\$200,000.00	\$10,000.00	\$10,000.00
01-111-2-5280	EQUIPMENT & OTHER	\$2,940.26	\$6,881.36	\$3,977.02	\$10,000.00	\$10,000.00	\$10,000.00
01-111-2-5346	ADVERTISING	\$840.00	\$5,800.00	\$4,627.00	\$6,000.00	\$6,000.00	\$6,000.00
01-111-2-5420	OFFICE SUPPLIES	\$7,369.43	\$7,750.00	\$5,841.70	\$8,000.00	\$8,000.00	\$8,000.00
01-111-2-5710	PROFESSIONAL DEVELOPMENT	\$0.00	\$0.00	\$0.00	\$3,000.00	\$3,000.00	\$3,000.00
01-111-2-5765	OTHER CHARGES	\$0.00	\$7,677.20	\$2,011.66	\$8,000.00	\$8,000.00	\$8,000.00
01-111-2-5785	REIMBURSABLE EXPENSES	\$27,070.58	\$33,000.00	\$19,307.59	\$44,000.00	\$44,000.00	\$44,000.00
01-111-2-5792	FORMAL EVENTS	\$8,372.66	\$5,000.00	\$784.89	\$15,000.00	\$15,000.00	\$15,000.00
01-111-2-5793	CITY EVENTS	\$0.00	\$5,000.00	\$2,653.46	\$5,000.00	\$5,000.00	\$5,000.00
EXPENSES Total:		\$62,920.06	\$231,835.24	\$131,362.55	\$299,000.00	\$109,000.00	\$109,000.00
111 CITY COUNCIL Total:		\$538,995.06	\$717,896.24	\$578,969.94	\$799,476.00	\$609,476.00	\$609,476.00
GENERAL FUND Total:		\$538,995.06	\$717,896.24	\$578,969.94	\$799,476.00	\$609,476.00	\$609,476.00
Grand Total:		\$538,995.06	\$717,896.24	\$578,969.94	\$799,476.00	\$609,476.00	\$609,476.00

111	CITY COUNCIL / LEGISLATIVE DEPARTMENT									
	PERSONNEL SERVICES									
						FY26	FY26			FY26
					FY25	DEPT	MAYOR		FY26	MAYOR
			CLASS/		F T E	F T E	F T E	FY25	DEPT	& Council
DEPT	POSITION		STEP	HOURS	STAFF	REQ	REC	APPROPRIATION	REQUEST	REC
01-111-1-5111	Legislative Aide ¹	Michael Mangan	UNCL	35	1	1	1	\$63,872	\$65,789	\$65,789
01-111-1-5143	Legislative Aide	Michael Mangan	Longevity					\$400	\$0	\$0
01-111-1-5111	Legislative Research Systems Specialist ¹	David Flood	UNCL	35	1	1	1	\$62,063	\$63,925	\$63,925
01-111-1-5191	Legislative Aide - Part Time	Nick Saia	UNCL		0	0	0	\$7,200	\$7,500	\$7,500
01-111-1-5191	Clerk of Committees - Part Time ¹	John Burley	UNCL		0	0	0	\$44,585	\$45,923	\$45,923
01-111-1-5191	Clerk of the City Council ¹	Sergio Cornelio	UNCL		0	0	0	\$15,605	\$16,150	\$16,150
01-111-1-5191	City Councilors ²	See Below	UNCL		0	0	0	\$291,833	\$297,670	\$297,670
01-111-1-5191	Clerks-Per Diem ³		UNCL		0	0	0	\$0	\$3,000	\$3,000
					2	2	2			
111	City Council / Legislative Department TOTAL									
City Councilors:	Wards: Wayne Matewsky (1), Stephanie Martins (2),					Salary (5111)		\$126,439	\$130,233	\$130,233
	Anthony DiPierro (3), Holly Garcia (4), Robert Van Campen (5),					Longevity (5143)		\$400	\$0	\$0
	Peter Pietrantonio (6)					City Council Stipend (5191)		\$359,222	\$370,243	\$370,243
	At-Large: Stephanie Smith, John Hanlon, Guerline Alcy Jabouin,					Personnel Total:		\$486,060.83	\$500,476	\$500,476
	Michael Marchese, Katy Rogers									
Notes to Budget:										
¹ 3% increase.										
² City Council members receive a 2% increase every 2 years, FY26 included.										
³ New Per-Diem for any member who fills in for the clerks if they are absent.										

(111) City Council - Notes to Budget

	FY25 Budget	FY26 Request	\$ + / -	% + / -	
<u>Personnel Services</u>					
Salaries	126,439	130,233	\$3,794	3%	3% increase on administrative salaries.
Longevity	400	0	(\$400)	-100%	Mr. Mangan; the time was reduced by council for elected years.
City Council Stipends	359,222	370,243	\$11,021	3%	3% increase on all stipends, except 2% on Council members Stipend. New account Per-Diem for any member who fills in for one of the clerks if they are absent, previously budgeted within the City Council stipends line item, will now be separated.
Total Personnel Services	\$486,061	\$500,476	\$14,415	3%	
<u>General Operating Expenses</u>					
Other Charges	9,706	8,000	(\$1,706)	-18%	Miscellaneous and unexpected expenditures.
Professional and Technical Services	160,000	10,000	(\$150,000)	-94%	Will need some beginning of the following years' ordinance review. Additional funds added to comply with OIG's recommendations requesting an audit and to cover initial private legal counsel fees.
Professional Development	0	3,000	\$3,000	#DIV/0!	For city council employees and city council officers to attend trainings and conferences.
Equipment & Other	3,000	10,000	\$7,000	233%	Increase due to the HP copier/\$400 per month. Includes maintenance fee. Increase for City Council to purchase new tracking software for Council requests.
Advertising	8,000	6,000	(\$2,000)	-25%	For newspaper ads for advertising passed ordinances.
Office Supplies	8,000	8,000	\$0	0%	For all other office supplies. Update furniture as needed.
Reimbursement Expenses	33,000	44,000	\$11,000	33%	Increase funded requested, this is to bring the amount back to what was originally accepted by the new City Council and includes reimbursements, travel/conferences and other reimbursements.
City Events	5,000	5,000	\$0	100%	Account for when city council attends city events and does giveaways to residents
Formal Events	5,000	15,000	\$10,000	200%	Increase due to the January 2026 Mayoral Inaugural and any event the city may have that needs Council involvement
Total Expenditures	\$231,705	\$109,000	(\$122,705)	-53%	
Total City Council	\$717,766	\$609,476	(\$108,290)	-15%	

City of Everett
Everett Budget Council Summary Report
FY2026 City Budget - NO SCHOOLS

121 - EXECUTIVE OFFICE OF MAYOR		FY2024	FY2025	FY2025	FY2026	FY2026 Mayor	FY2026 Council
Account Number	Account Description	Expended	Budget	Expended	Requested	Recommended	Approved
PERSONNEL							
01-121-1-5111	SALARIES MAYOR	\$560,972.48	\$685,144.00	\$565,660.87	\$677,287.00	\$677,287.00	\$677,287.00
01-121-1-5143	LONGEVITY MAYOR	\$2,350.00	\$2,350.00	\$650.00	\$650.00	\$650.00	\$650.00
01-121-1-5190	AUTO ALLOWANCE MAYOR	\$6,000.00	\$6,000.00	\$5,500.00	\$6,000.00	\$6,000.00	\$6,000.00
PERSONNEL Total:		\$569,322.48	\$693,494.00	\$571,810.87	\$683,937.00	\$683,937.00	\$683,937.00
EXPENSES							
01-121-2-5300	PROFESSIONAL SERVICES	\$5,839.65	\$7,764.00	\$4,409.70	\$7,500.00	\$7,500.00	\$7,500.00
01-121-2-5346	ADVERTISING	\$125,700.25	\$160,000.00	\$88,485.00	\$180,000.00	\$180,000.00	\$60,000.00
01-121-2-5420	OFFICE SUPPLIES	\$4,608.89	\$5,000.00	\$2,956.15	\$4,000.00	\$4,000.00	\$4,000.00
01-121-2-5427	NATIONAL LEAGUE OF CITIES	\$4,356.00	\$4,500.00	\$4,487.00	\$5,414.00	\$5,414.00	\$5,414.00
01-121-2-5700	RECOGNITION AND AWARDS	\$2,547.73	\$2,000.00	\$620.00	\$2,000.00	\$2,000.00	\$2,000.00
01-121-2-5716	PROFESSIONAL DEVELOPMENT	\$1,274.29	\$4,880.00	\$3,687.20	\$4,000.00	\$4,000.00	\$4,000.00
01-121-2-5720	OUT-OF-STATE TRAVEL	\$485.29	\$2,500.00	\$200.83	\$2,000.00	\$2,000.00	\$2,000.00
01-121-2-5730	DUES-MASS MUNICIPAL ASSOC	\$12,016.00	\$12,136.00	\$12,136.00	\$12,257.00	\$12,257.00	\$12,257.00
01-121-2-5732	DUES-US CONFERENCE OF MAYORS	\$3,838.00	\$5,800.00	\$3,953.00	\$5,970.00	\$5,970.00	\$5,970.00
01-121-2-5734	DUES-METRO MAYOR	\$15,000.00	\$15,000.00	\$15,000.00	\$15,000.00	\$15,000.00	\$15,000.00
01-121-2-5765	OTHER CHARGES	\$0.00	\$14,435.92	\$0.00	\$75,000.00	\$75,000.00	\$25,000.00
01-121-2-5785	OTHER EXPENSES	\$16,545.30	\$10,564.08	\$10,564.08	\$0.00	\$0.00	\$0.00
01-121-2-5796	OFFICIAL CELEBRATIONS	\$111,864.46	\$65,000.00	\$51,842.89	\$65,000.00	\$65,000.00	\$65,000.00
EXPENSES Total:		\$304,075.86	\$309,580.00	\$198,341.85	\$378,141.00	\$378,141.00	\$208,141.00
121 EXECUTIVE OFFICE OF MAYOR Total:		\$873,398.34	\$1,003,074.00	\$770,152.72	\$1,062,078.00	\$1,062,078.00	\$892,078.00
GENERAL FUND Total:		\$873,398.34	\$1,003,074.00	\$770,152.72	\$1,062,078.00	\$1,062,078.00	\$892,078.00
Grand Total:		\$873,398.34	\$1,003,074.00	\$770,152.72	\$1,062,078.00	\$1,062,078.00	\$892,078.00

121	EXECUTIVE OFFICE OF THE MAYOR									
	PERSONNEL SERVICES									
						FY26	FY26			FY26
					FY25	DEPT	MAYOR		FY26	MAYOR
			CLASS/		F T E	F T E	F T E	FY25	DEPT	& Council
DEPT	POSITION		STEP	HOURS	STAFF	REQ	REC	APPROPRIATION	REQUEST	REC
01-121-1-5111	Mayor ¹	Carlo DeMaria	UNCL	35	1	1	1	\$225,000	\$236,250	\$236,250
01-121-1-5143	Mayor	Carlo DeMaria	Longevity					\$1,700	\$0	\$0
01-121-1-5111	Chief of Staff ²	Erin Deveney	UNCL	35	1	1	1	\$158,451	\$158,451	\$158,451
01-121-1-5111	Executive Manager ²	Dolores Lattanzi	UNCL	35	1	1	1	\$96,542	\$99,438	\$99,438
01-121-1-5143	Executive Manager	Dolores Lattanzi	Longevity					\$650	\$650	\$650
01-121-1-5111	Communications Dire	Keith Sonia	UNCL	35	1	1	1	\$115,000	\$118,450	\$118,450
01-121-1-5111	Executive Manager -	Philip Massa	UNCL	19.5	1	0.56	0.56	\$87,421	\$62,000	\$62,000
					5.00	4.56	4.56			
121	Mayor's Office TOTAL									
							Salary (5111)	\$685,144	\$677,287	\$677,287
							Longevity (5143)	\$2,350	\$650	\$650
							Auto Allowance (5190)	\$6,000	\$6,000	\$6,000
							Personnel Total:	\$693,494	\$683,937	\$683,937
Notes to Budget:										
¹ Increase for Mayor is effective each January per City Charter.										
² 3% COLA on administrative salary.										
³ Position funded 100% under Mayor's budget.										

(121) Executive Office of the Mayor - Notes to Budget

	FY25 Budget	FY26 Request	\$ + / -	% + / -	
<u>Personnel Services</u>					
Salaries	685,144	677,287	(7,857)	-1%	Salary for the Mayor is calculated based on ordinance.
Longevity	2,350	650	(1,700)	-72%	Longevity payment for Ms. Lattanzi (\$650). Funding request has been reduced to eliminate any longevity payment for the Mayor.
Auto Allowance	6,000	6,000	0	0%	Level funded at FY25 amount.
Total Personnel Services	\$693,494	\$683,937	(9,557)	-1%	
<u>General Operating Expenses</u>					
Professional Services	7,764	7,500	(264)	-3%	Reduction recommended based on review of projected FY26 expenditures. Covers costs of periodical subscriptions for office, office water for guests.
Advertising	160,000	60,000	(100,000)	-63%	Mayor's Office processes payments for legal ads placed by other departments such as ads required for Planning and ZBA matters and all City requirements. Proposed increase reflects increased developments in the City. Originally requested 180k. CC reduced by 120k with the intent to move Board related advertising to Boards (ZBA, Licensing, etc.,)
Office Supplies	5,000	4,000	(1,000)	-20%	Reduced for WB Mason office supplies.
National League of Cities	4,500	5,414	914	20%	For annual payment for membership. Dues are based on number of residents in community. Increase in dues from increase in resident count and 3% annual increase in dues.
Recognition & Awards	2,000	2,000	0	0%	For Velocity, State Line Graphics, Paragon Press, O'Connor Awards.
Professional Development	4,880	4,000	(880)	-18%	Reduced for any training courses needed by the staff.
Out-of-State Travel	2,500	2,000	(500)	-20%	This account pays for participation in various conferences, municipal policy boards and educational boards to ensure active engagement in and awareness of current issues and trends facing municipalities.
Dues/Mass Municipal Assn	12,136	12,257	121	1%	Annual membership fee with anticipated 1% dues increase.
Dues/US Conference of Mayors	5,800	5,970	170	3%	Membership fees based on city population. Dues increased due to population increase in census data.
Dues/Metro Mayor	15,000	15,000	0	0%	Level funded for annual payment for membership.
Other Expenses	25,000	25,000	0	0%	This account is used for unexpected expenses; grant matches etc. CC reduced to 25k
Official Celebrations	65,000	65,000	0	0%	Spending on city events was reduced in FY25. Level-funding for FY26 recommended.
Total Expenditures	\$309,580	\$208,141	(101,439)	-33%	
Total Mayor's Office	\$1,003,074	\$892,078	(110,996)	-11%	

City of Everett
Everett Budget Council Summary Report
FY2026 City Budget - NO SCHOOLS

122 - DIVERSITY EQUITY & INCLUSION		FY2024	FY2025	FY2025	FY2026	FY2026 Mayor	FY2026 Council
Account Number	Account Description	Expended	Budget	Expended	Requested	Recommended	Approved
PERSONNEL							
01-122-1-5111	SALARIES DEI	\$211,860.47	\$219,100.00	\$204,928.93	\$225,662.00	\$225,662.00	\$225,662.00
01-122-1-5165	HUMAN RIGHTS COMMITTEE DEI	\$0.00	\$0.00	\$0.00	\$10,500.00	\$10,500.00	\$10,500.00
01-122-1-5191	YOUTH COUNCIL STIPENDS DEI	\$12,000.00	\$0.00	\$0.00	\$0.00	\$0.00	\$0.00
PERSONNEL Total:		\$223,860.47	\$219,100.00	\$204,928.93	\$236,162.00	\$236,162.00	\$236,162.00
EXPENSES							
01-122-2-5302	PROFESSIONAL SERVICES	\$23,294.27	\$33,000.00	\$23,834.50	\$55,000.00	\$55,000.00	\$55,000.00
01-122-2-5318	DATA MANAGEMENT SYSTEM	\$27,402.45	\$40,250.00	\$38,695.62	\$35,000.00	\$35,000.00	\$35,000.00
01-122-2-5346	ADVERTISING	\$9,328.00	\$25,000.00	\$21,435.00	\$15,000.00	\$15,000.00	\$15,000.00
01-122-2-5420	OFFICE SUPPLIES	\$2,403.24	\$5,500.00	\$3,398.83	\$5,500.00	\$5,500.00	\$5,500.00
01-122-2-5716	PROFESSIONAL DEVELOPMENT	\$67,068.99	\$65,000.00	\$57,587.04	\$50,000.00	\$50,000.00	\$30,000.00
01-122-2-5719	OUTREACH & ENGAGEMENT	\$59,835.54	\$15,000.00	\$13,275.04	\$15,000.00	\$15,000.00	\$15,000.00
01-122-2-5765	OTHER CHARGES	\$0.00	\$3,430.00	\$0.00	\$0.00	\$0.00	\$0.00
01-122-2-5792	EVENTS	\$140,064.73	\$115,000.00	\$94,782.71	\$75,000.00	\$75,000.00	\$75,000.00
EXPENSES Total:		\$329,397.22	\$302,180.00	\$253,008.74	\$250,500.00	\$250,500.00	\$230,500.00
122 DIVERSITY EQUITY & INCLUSION Total:		\$553,257.69	\$521,280.00	\$457,937.67	\$486,662.00	\$486,662.00	\$466,662.00
GENERAL FUND Total:		\$553,257.69	\$521,280.00	\$457,937.67	\$486,662.00	\$486,662.00	\$466,662.00
Grand Total:		\$553,257.69	\$521,280.00	\$457,937.67	\$486,662.00	\$486,662.00	\$466,662.00

122	DEPARTMENT OF DIVERSITY, EQUITY and INCLUSION									
	PERSONNEL SERVICES									
						FY26	FY26			FY26
					FY25	DEPT	MAYOR		FY26	MAYOR
			CLASS/		F T E	F T E	F T E	FY25	DEPT	& Council
DEPT	POSITION		STEP	HOURS	STAFF	REQ	REC	APPROPRIATION	REQUEST	REC
01-122-1-5111	Director of Diversity, Equity & Inclusion (DEI) ¹	Cathy Draine	UNCL	35	1	1	1	\$140,966	\$145,195	\$145,195
01-122-1-5111	DEI Officer	Simone Iman Holyfield	UNCL	35	1	1	1	\$77,250	\$79,568	\$79,568
01-122-1-5191	Youth Council Stipend ²	Varies	UNCL	Monthly	0	0	0	\$0	\$0	\$0
01-122-1-5165	Human Rights Committee members ³	7	UNCL	Monthly	0	0	0	\$0	\$10,500	\$10,500
					2	2	2			
122	Department of Diversity, Equity & Inclusion TOTAL									
						Salary (5111)		\$219,100	\$225,662	\$225,662
						Youth Council Stipend (5191)		\$0	\$0	\$0
						Human Rights Committee (5165)		\$0	\$10,500	\$10,500
						Personnel Total:		\$219,100	\$236,162	\$236,162
Notes to Budget:										
¹ 3% COLA on administrative salary.										
² Youth Council created in FY24 but moved to Department of Youth Development and Enrichment.										
³ Human Rights Committee to be determined.										

(122) Department of Diversity, Equity and Inclusion - Notes to Budget

	FY25 Budget	FY26 Request	\$ + / -	% + / -	
<u>Personnel Services</u>					
Salaries	219,100	225,662	6,562	3%	3% COLA on administrative salaries for DEI management.
Youth Council Stipend	0	0	0	#DIV/0!	This account line is moved to Department of Youth Development and Enrichment. Youth Council consists of 7 members paid \$1,500/annually (\$125/month).
Human Rights Committee	0	10,500	10,500	100%	New Human Rights Committee, will consist of 7 members paid \$1,500/annually (\$125/month)
Total Personnel Services	\$219,100	\$236,162	17,062	8%	
<u>General Operating Expenses</u>					
Professional Services	33,000	\$55,000	22,000	67%	Increase due to Language Access (translation & accessibility services), EEO/Inclusion consultants.
Other Expenses	3,430	\$0	(3,430)	-100%	New GL account
Data Management System	40,250	\$35,000	(5,250)	-13%	Reduction of costs due to increase of processes handled by other departments. EthicsPoint yearly subscription fee only.
Advertising	20,000	\$15,000	(5,000)	-25%	Targeted media for access and inclusion
Office Supplies	5,500	\$5,500	0	0%	Level funded for WB Mason office supplies.
Professional Development	70,000	\$30,000	(40,000)	-57%	For quarterly All Staff Trainings, Incident Specific Small Group Trainings, Department Leadership EEO Specific Training. CC reduced by 20k at budget hearing.
Outreach and Engagement	15,000	\$15,000	0	0%	Line covers partnerships or sponsorships (EPD, EFD, Youth Services); activities and services to increase resident access, Resource Fairs; Re-Entry Initiatives; Job Fairs.
Events and Other	115,000	\$75,000	(40,000)	-35%	Covers cultural awareness and expand the inclusion of residents of Everett in happenings around the City. Events include: MLK Day, Black History Month, Women's History Month, Older Adult Month, Latino/Hispanic Heritage Month, Juneteenth, LGBTQ+ Pride Month, Diversity Day, Global Markets, Asian/Pacific Islander Heritage Month, Community Driven Occasions
Total Expenditures	\$302,180	\$230,500	(71,680)	-24%	
Total DEI Office	\$521,280	\$466,662	(54,618)	-10%	

City of Everett
Everett Budget Council Summary Report
FY2026 City Budget - NO SCHOOLS

129 - 311/CONSTITUENTS SERVCIES		FY2024	FY2025	FY2025	FY2026	FY2026 Mayor	FY2026 Council
Account Number	Account Description	Expended	Budget	Expended	Requested	Recommended	Approved
PERSONNEL							
01-129-1-5111	SALARIES 311	\$382,952.00	\$389,482.00	\$356,130.57	\$401,167.00	\$373,015.00	\$373,015.00
01-129-1-5113	PART TIME SALARIES 311	\$53,581.00	\$50,266.00	\$56,987.78	\$56,242.00	\$56,242.00	\$56,242.00
01-129-1-5130	OVERTIME 311	\$4,823.80	\$5,500.00	\$4,613.11	\$5,500.00	\$5,500.00	\$5,500.00
PERSONNEL Total:		\$441,356.80	\$445,248.00	\$417,731.46	\$462,909.00	\$434,757.00	\$434,757.00
EXPENSES							
01-129-2-5420	OFFICE SUPPLIES	\$0.00	\$1,000.00	\$288.53	\$1,000.00	\$1,000.00	\$1,000.00
01-129-2-5585	UNIFORMS	\$751.00	\$0.00	\$0.00	\$0.00	\$0.00	\$0.00
EXPENSES Total:		\$751.00	\$1,000.00	\$288.53	\$1,000.00	\$1,000.00	\$1,000.00
129 311/CONSTITUENTS SERVCIES Total:		\$442,107.80	\$446,248.00	\$418,019.99	\$463,909.00	\$435,757.00	\$435,757.00
GENERAL FUND Total:		\$442,107.80	\$446,248.00	\$418,019.99	\$463,909.00	\$435,757.00	\$435,757.00
Grand Total:		\$442,107.80	\$446,248.00	\$418,019.99	\$463,909.00	\$435,757.00	\$435,757.00

129	311 / CONSTITUENT SERVICES									
	PERSONNEL SERVICES									
						FY26	FY26			FY26
					FY25	DEPT	MAYOR		FY26	MAYOR
			CLASS/		F T E	F T E	F T E	FY25	DEPT	& Council
DEPT	POSITION		STEP	HOURS	STAFF	REQ	REC	APPROPRIATION	REQUEST	REC
01-129-1-5111	Constituent Services / 311 Director ¹	Gaspare DeFilippis	UNCL	35	1	1	1	\$97,850	\$100,786	\$100,786
01-129-1-5111	Assistant 311 Director ¹	Kevin ODonnell	UNCL	19.5	1	0.56	0.56	\$87,417	\$90,040	\$62,000
01-129-1-5111	Weekend Coordinator ¹	Deanna Dicicco	UNCL	35	1	1	1	\$65,668	\$67,638	\$67,638
01-129-1-5111	*Secretary / Constituent Services ¹	Cazandra Cherif	UNCL	35	1	1	1	\$68,498	\$70,553	\$70,553
01-129-1-5111	Constituent Services Aide ¹	Ludovico Naimo	UNCL	35	1	1	1	\$68,498	\$70,553	\$70,553
01-129-1-5113	Constituent Services Aide - PT ¹	Cheryl Cole	UNCL	19.5	0.56	0.56	0.56	\$20,897	\$20,920	\$20,920
01-129-1-5113	Constituent Services Aide - PT ¹	Maria Leo	UNCL	19	0.71	0.71	0.71	\$18,751	\$19,314	\$19,314
01-129-1-5113	*Constituent Services Aide - PT ¹	Sintia Silva	UNCL	10	0.29	0.29	0.29	\$10,417	\$10,728	\$10,728
01-129-1-5113	Constituent Services Aide - PT ¹	Brenden Mccarthy	UNCL	5	0.14	0.14	0.14	\$0	\$5,056	\$5,056
					6.70	6.25	6.25			
129	311/Constituent Services Office TOTAL									
* These positions are multi-lingual						Salary (5111)		\$389,482	\$401,167	\$373,015
						Part Time (5113)		\$50,266	\$56,242	\$56,242
						Overtime (5130)		\$5,500	\$5,500	\$5,500
						Personnel Total:		\$445,248	\$462,909	\$434,757
Notes to Budget:										
¹ 3% COLA on administrative salary.										

(129) 311 / Constituent Services - Notes to Budget

	FY25 Budget	FY26 Request	\$ + / -	% + / -	
<u>Personnel Services</u>					
Salaries	389,482	373,015	(16,467)	-4%	3% COLA added to administrative salaries.
Part Time Salaries	50,266	56,242	5,976	12%	For part-time positions. Hours and personnel vary.
Overtime	5,500	5,500	0	0%	In lieu of comp time.
Total Personnel Services	\$445,248	\$434,757	(10,491)	-2%	
<u>General Operating Expenses</u>					
Telecommunications	0	0	0	#DIV/0!	Not funded for telephones for staff.
Advertising	0	0	0	0%	Not funded for advertising.
Uniforms	0	0	0	0%	Not requesting funding in FY26
Office Supplies	1,000	1,000	0	0%	Level Funded
Other Charges	0	0	0	0%	New GL Account
Professional Development	0	0	0	#DIV/0!	
Total Expenditures	\$1,000	\$1,000	0	0%	
Total 311/Constituent Services	\$446,248	\$435,757	(10,491)	-2%	

City of Everett
Everett Budget Council Summary Report
FY2026 City Budget - NO SCHOOLS

135 - OFFICE OF THE CITY AUDITOR		FY2024	FY2025	FY2025	FY2026	FY2026 Mayor	FY2026 Council
Account Number	Account Description	Expended	Budget	Expended	Requested	Recommended	Approved
PERSONNEL							
01-135-1-5111	SALARIES AUDITOR	\$539,397.63	\$586,112.00	\$521,067.68	\$459,296.00	\$459,296.00	\$459,296.00
01-135-1-5130	OVERTIME AUDITOR	\$1,868.96	\$11,000.00	\$0.00	\$5,500.00	\$5,500.00	\$5,500.00
01-135-1-5143	LONGEVITY AUDITOR	\$1,250.00	\$0.00	\$0.00	\$400.00	\$400.00	\$400.00
PERSONNEL Total:		\$542,516.59	\$597,112.00	\$521,067.68	\$465,196.00	\$465,196.00	\$465,196.00
EXPENSES							
01-135-2-5307	AUDIT/PROFESSIONAL SVCS	\$94,924.99	\$105,000.00	\$58,594.00	\$105,000.00	\$105,000.00	\$105,000.00
01-135-2-5420	OFFICE SUPPLIES	\$5,067.45	\$5,000.00	\$3,258.18	\$5,000.00	\$5,000.00	\$5,000.00
01-135-2-5700	PRINTING BUDGET DOCUMENTS	\$2,899.95	\$1,500.00	\$741.76	\$1,500.00	\$1,500.00	\$1,500.00
01-135-2-5710	PROFESSIONAL DEVELOPMENT	\$1,303.40	\$3,900.00	\$1,851.35	\$3,900.00	\$3,900.00	\$3,900.00
01-135-2-5785	FINANCIAL SOFTWARE & EQUIPMENT	\$132,079.82	\$140,000.00	\$137,602.73	\$200,000.00	\$145,000.00	\$145,000.00
EXPENSES Total:		\$236,275.61	\$255,400.00	\$202,048.02	\$315,400.00	\$260,400.00	\$260,400.00
135 OFFICE OF THE CITY AUDITOR Total:		\$778,792.20	\$852,512.00	\$723,115.70	\$780,596.00	\$725,596.00	\$725,596.00
GENERAL FUND Total:		\$778,792.20	\$852,512.00	\$723,115.70	\$780,596.00	\$725,596.00	\$725,596.00
Grand Total:		\$778,792.20	\$852,512.00	\$723,115.70	\$780,596.00	\$725,596.00	\$725,596.00

135	DEPARTMENT OF FINANCIAL SERVICES /OFFICE OF THE CITY AUDITOR									
	PERSONNEL SERVICES									
						FY26	FY26			FY26
					FY25	DEPT	MAYOR		FY26	MAYOR
			CLASS/		F T E	F T E	F T E	FY25	DEPT	& Council
DEPT	POSITION		STEP	HOURS	STAFF	REQ	REC	APPROPRIATION	REQUEST	REC
01-135-1-5111	CFO / City Auditor ⁶	Eric Demas	UNCL	35	1	0	0	\$183,687	\$0	\$0
01-135-1-5143	CFO / City Auditor	Eric Demas	Longevity					\$0	\$0	\$0
01-135-1-5111	Auditor ⁷	Vacant	UNCL	35	0	1	1	\$0	\$140,000	\$140,000
01-135-1-5111	Assistant City Auditor ^{1, 3}	Ryan Smith	UNCL	35	1	1	1	\$102,063	\$105,125	\$105,125
01-135-1-5143	Assistant City Auditor ^{1, 3}	Ryan Smith	Longevity					\$0	\$400	\$400
01-137-1-5111	Budget Director ^{1, 6}	Margaret Micherda	UNCL	35	1	0	0	\$97,850	\$0	\$0
01-137-1-5143	Budget Director	Margaret Micherda	Longevity					\$0	\$0	\$0
01-137-1-5111	Financial Assistant ¹	Gabrielle Ford	UNCL	35	1	1	1	\$67,980	\$70,019	\$70,019
01-135-1-5111	Administrative Assistant ²	Anitta LaFuenta	A-6U/7	35	1	1	1	\$66,098	\$69,433	\$69,433
01-135-1-5143	Administrative Assistant	Anitta LaFuenta	Longevity					\$0	\$0	\$0
01-135-1-5111	Administrative Assistant	Vacant	A-6U/8	35	1	1	1	\$66,098	\$72,889	\$72,889
					6	5	5			
135	City Auditor TOTAL									
							Salary (5111)	\$586,112	\$459,296	\$459,296
							Overtime (5130)	\$11,000	\$5,500	\$5,500
							Longevity (5143)	\$0	\$400	\$400
							Personnel Total:	\$597,112	\$465,196	\$465,196
Notes to Budget:										
¹ 3% increase										
² 3% increase in anticipation of a pending contract, plus step increase										
³ Salary Adjustment in FY25										
⁵ Rocco Pesce - EE charged to ARPA fund										
⁶ Positions transferred to Treasury in FY26										
⁷ New position										

(135) Office of the City Auditor - Notes to Budget

	FY25 Budget	FY26 Request	\$ + / -	% + / -	
<u>Personnel Services</u>					
Salaries	586,112	459,296	(126,816)	-22%	3% increase on administrative salary. Local 25 Clerical union 3% increase in anticipation of a new contract. New Auditor position. Moving CFO and Budget Director budgets to Treasury.
Overtime	11,000	5,500	(5,500)	-50%	Contractual for union staff.
Longevity	0	400	400	#DIV/0!	Ryan Smith - 10 years
Total Personnel Services	\$597,112	\$465,196	(131,916)	-22%	
<u>General Operating Expenses</u>					
Audit/Professional Services	105,000	105,000	0	0%	Annual Audit, MCGOA, OPEB actuarial report.
Other Charges	0	0	0	#DIV/0!	New GL Account
Office Supplies	5,000	5,000	0	0%	WB Mason, Alden Hauk, Belmont Springs, SoftRight.
Printing Budget Documents	1,500	1,500	0	0%	WB Mason - All supplies to print CIP, City, ECTV and W/S budgets. Also for GFOA budget submission.
Professional Development	3,900	3,900	0	0%	Professional courses for Auditor and staff.
Financial Software & Equipment	140,000	145,000	5,000	4%	All financial software annual fees.
Total Expenditures	\$255,400	\$260,400	5,000	2%	
Total City Auditor	\$852,512	\$725,596	(\$126,916)	-15%	
<u>Retirement Board (Found under Fixed Costs)</u>					
Payment Pension Fund	20,406,927	21,435,962	1,029,035	5%	
Total	\$20,406,927	\$21,435,962	\$1,029,035	5%	

City of Everett
Everett Budget Council Summary Report
FY2026 City Budget - NO SCHOOLS

138 - OFFICE OF PURCHASING & PROCURE		FY2024	FY2025	FY2025	FY2026	FY2026 Mayor	FY2026 Council
Account Number	Account Description	Expended	Budget	Expended	Requested	Recommended	Approved
PERSONNEL							
01-138-1-5111	SALARIES PURCHASING	\$112,809.28	\$117,192.00	\$117,192.00	\$279,227.00	\$193,887.00	\$193,887.00
PERSONNEL Total:		\$112,809.28	\$117,192.00	\$117,192.00	\$279,227.00	\$193,887.00	\$193,887.00
EXPENSES							
01-138-2-5248	SOFTWARE/OTHER	\$18,836.60	\$30,000.00	\$27,035.20	\$0.00	\$0.00	\$0.00
01-138-2-5420	OFFICE SUPPLIES	\$1,680.14	\$2,500.00	\$982.56	\$2,500.00	\$2,500.00	\$2,500.00
01-138-2-5710	PROFESSIONAL DEVELOPMENT	\$733.81	\$3,000.00	\$655.18	\$3,000.00	\$3,000.00	\$3,000.00
EXPENSES Total:		\$21,250.55	\$35,500.00	\$28,672.94	\$5,500.00	\$5,500.00	\$5,500.00
138 OFFICE OF PURCHASING & PROCURE		\$134,059.83	\$152,692.00	\$145,864.94	\$284,727.00	\$199,387.00	\$199,387.00
GENERAL FUND Total:		\$134,059.83	\$152,692.00	\$145,864.94	\$284,727.00	\$199,387.00	\$199,387.00
Grand Total:		\$134,059.83	\$152,692.00	\$145,864.94	\$284,727.00	\$199,387.00	\$199,387.00

138	DEPARTMENT OF FINANCIAL SERVICES / OFFICE OF PURCHASING & PROCUREMENT									
	PERSONNEL SERVICES									
						FY26	FY26			FY26
					FY25	DEPT	MAYOR		FY26	MAYOR
			CLASS/		F T E	F T E	F T E	FY25	DEPT	& Council
DEPT	POSITION		STEP	HOURS	STAFF	REQ	REC	APPROPRIATION	REQUEST	REC
01-138-1-5111	Chief Procurement Officer ¹	Alison Jenkins	UNCL	35	1	1	1	\$116,724	\$120,226	\$120,226
01-138-1-5111	Procurement Manager ²	vacant	UNCL	35	0	1	0	\$0	\$85,000	\$0
01-138-1-5111	Principal Clerk ²	Vacant	A-6U/8	35	0	1	1	\$1	\$72,889	\$72,889
01-138-1-5143	Principal Clerk ²	Vacant	Longevity					\$0	\$0	\$0
					1	3	2			
138	Purchasing TOTAL									
							Salary (5111)	\$117,192	\$279,227	\$193,887
							Longevity (5143)	\$0	\$0	\$0
							Personnel Total:	\$117,192	\$279,227	\$193,887
Notes to Budget:										
¹ 3% COLA on administrative salary.										
² Requesting new positions.										

(138) Office of Purchasing & Procurement - Notes to Budget

	FY25 Budget	FY26 Request	\$ + / -	% + / -	
<u>Personnel Services</u>					
Salaries	117,192	193,887	76,695	65%	3% salary increase. Requesting a Clerk position.
Total Personnel Services	\$117,192	\$193,887	76,695	65%	
<u>General Operating Expenses</u>					
Other Charges	0	0	0	#DIV/0!	New GL Account
Software/Other	30,000	0	(30,000)	-100%	Moving DocuSign to IT
Office Supplies	2,500	2,500	0	0%	Supplies for FedEx and organization of the Office
Professional Development	3,000	3,000	0	0%	MCPPO courses to maintain certification as CPO through the Commonwealth. Ongoing professional development courses as needed to retain certification and keep current MGL requirements and exemptions as well as membership fees
Total Expenditures	\$35,500	\$5,500	(30,000)	-85%	
Total Purchasing Office	\$152,692	\$199,387	\$46,695	31%	

City of Everett
Everett Budget Council Summary Report
FY2026 City Budget - NO SCHOOLS

141 - OFFICE OF ASSESSING		FY2024	FY2025	FY2025	FY2026	FY2026 Mayor	FY2026 Council
Account Number	Account Description	Expended	Budget	Expended	Requested	Recommended	Approved
PERSONNEL							
01-141-1-5111	SALARIES ASSESSING	\$318,741.36	\$333,823.00	\$266,514.85	\$319,471.00	\$319,471.00	\$319,471.00
01-141-1-5113	PART-TIME ASSESSOR	\$0.00	\$0.00	\$0.00	\$50,000.00	\$28,000.00	\$28,000.00
01-141-1-5143	LONGEVITY ASSESSING	\$1,250.00	\$1,250.00	\$1,250.00	\$1,250.00	\$1,250.00	\$1,250.00
01-141-1-5191	BOARD OF ASSESSORS - STIPEND	\$21,000.00	\$21,000.00	\$16,749.98	\$21,000.00	\$21,000.00	\$21,000.00
PERSONNEL Total:		\$340,991.36	\$356,073.00	\$284,514.83	\$391,721.00	\$369,721.00	\$369,721.00
EXPENSES							
01-141-2-5240	EQUIPMENT MAINTENANCE	\$0.00	\$1,000.00	\$832.92	\$1,000.00	\$1,000.00	\$1,000.00
01-141-2-5301	PROFESSIONAL SERVICES	\$273,149.63	\$450,000.00	\$158,590.85	\$450,000.00	\$450,000.00	\$450,000.00
01-141-2-5420	OFFICE SUPPLIES	\$1,734.43	\$1,500.00	\$1,410.70	\$1,500.00	\$1,500.00	\$1,500.00
01-141-2-5710	PROFESSIONAL DEVELOPMENT	\$1,609.93	\$5,000.00	\$1,530.00	\$6,000.00	\$6,000.00	\$6,000.00
EXPENSES Total:		\$276,493.99	\$457,500.00	\$162,364.47	\$458,500.00	\$458,500.00	\$458,500.00
141 OFFICE OF ASSESSING Total:		\$617,485.35	\$813,573.00	\$446,879.30	\$850,221.00	\$828,221.00	\$828,221.00
GENERAL FUND Total:		\$617,485.35	\$813,573.00	\$446,879.30	\$850,221.00	\$828,221.00	\$828,221.00
Grand Total:		\$617,485.35	\$813,573.00	\$446,879.30	\$850,221.00	\$828,221.00	\$828,221.00

141	DEPARTMENT OF FINANCIAL SERVICES / OFFICE OF ASSESSING										
	PERSONNEL SERVICES										
						FY26	FY26				FY26
					FY25	DEPT	MAYOR		FY26		MAYOR
			CLASS/		F T E	F T E	F T E	FY25	DEPT		& Council
DEPT	POSITION		STEP	HOURS	STAFF	REQ	REC	APPROPRIATION	REQUEST		REC
01-141-1-5111	Director of Assessors ¹	Benison Pena (prev. B.J. Devereux)	UNCL	35	1	1	1	\$121,624	\$103,000		\$103,000
01-141-1-5111	Assistant Assessor ³	Vacant	UNCL	35	1	1	1	\$83,545	\$80,000		\$80,000
01-141-1-5111	Administrative Assistant ²	Kathleen Hegarty	A-6U/8	35	1	1	1	\$70,766	\$72,889		\$72,889
01-141-1-5143	Administrative Assistant	Kate Hegarty	Longevity					\$1,250	\$1,250		\$1,250
01-141-1-5111	Principal Clerk ²	Marie Medeiros	C-6U/8	35	1	1	1	\$56,557	\$62,308		\$62,308
01-141-1-5111	Principal Clerk ³	N/A	C-6U/1	35	0	0	0	\$1	\$1		\$1
01-141-1-5113	Assessor Per Diem	Ronald Keohan	UNCL	10	0	0.29	0	\$0	\$50,000		\$28,000
01-141-1-5191	Board of Assessors Chair	Ronald Keohan	Board		0	0	0	\$9,000	\$9,000		\$9,000
01-141-1-5191	Board Member	Frank Parker	Board		0	0	0	\$6,000	\$6,000		\$6,000
01-141-1-5191	Board Member	Millie J Cardello	Board		0	0	0	\$6,000	\$6,000		\$6,000
					4	4.29	4				
141	Assessors TOTAL										
						Salary (5111)		\$333,823	\$319,471		\$319,471
						Part-time(5113)		\$0	\$50,200		\$28,000
						Longevity (5143)		\$1,250	\$1,250		\$1,250
		Board of Assesors Stipends (5191)						\$21,000	\$21,000		\$21,000
						Personnel Total:		\$356,073	\$391,921		\$369,721
Notes to Budget:											
¹ Benison Pena promoted to the position of Director of Assessors, 3% increase in FY26											
² Local 25 Clerical union 3% increase in anticipation of a new contract, plus step increase.											
³ Not requesting funding for this position in FY26											

(141) Office of Assessing - Notes to Budget

	FY25 Budget	FY26 Request	\$ + / -	% + / -	
<u>Personnel Services</u>					
Salaries	333,823	319,471	(\$14,352)	-4%	New Director of Assessor promotion 3% increase in FY26, Local 25 3% increase in anticipation of a new contract. Marie Medeiros step increase per contract.
Part-time	0	28,000	\$28,000	#DIV/0!	Ronald Keohan
Longevity	1,250	1,250	\$0	0%	Ms. Hegarty.
Stipends	21,000	21,000	\$0	0%	Mr. Keohan, Chair (\$37K), Mr. Parker & Mrs. Cardello (\$6K each).
Total Personnel Services	\$356,073	\$369,721	\$13,648	4%	
<u>General Operating Expenses</u>					
Equipment Maintenance	1,000	1,000	\$0	0%	Level Funded for time stamp and bulk printer
Other Expenses	0	0	\$0	#DIV/0!	New GL Account
Professional Services	450,000	450,000	\$0	0%	Level funded for Patriot Properties & RRC will be performing additional cyclical inspection work as part of the FY 2026 valuation, personal property valuation, GIS fees for work previously completed in-house, attorney & appraisal/expert witness fees for ATB cases including but not limited to 504 accounts and LNG Terminal
Office Supplies	1,500	1,500	\$0	0%	Level funded. This line includes paper and envelopes used in mailings as well as typical office supplies and replacement of office furnishings as needed.
Professional Development	5,000	6,000	\$1,000	20%	Continuing education for staff and board members to keep up with changes to the laws and methods to mass valuation.
Total Expenditures	\$457,500	\$458,500	\$1,000	0%	Additional training and education for Director of Assessor and assistant assessor.
Total Assessing Office	\$813,573	\$828,221	\$14,648	2%	

City of Everett
Everett Budget Council Summary Report
FY2026 City Budget - NO SCHOOLS

145 - OFFICE OF TREASURER/COLLECTOR							
Account Number	Account Description	FY2024 Expended	FY2025 Budget	FY2025 Expended	FY2026 Requested	FY2026 Mayor Recommended	FY2026 Council Approved
PERSONNEL							
01-145-1-5111	SALARIES TREASURER	\$976,410.80	\$1,058,745.00	\$919,897.08	\$1,405,388.00	\$1,405,388.00	\$1,405,388.00
01-145-1-5130	OVERTIME TREASURER	\$617.39	\$500.00	\$393.69	\$500.00	\$500.00	\$500.00
01-145-1-5143	LONGEVITY COLLECTIOR	\$7,800.00	\$5,550.00	\$5,550.00	\$7,350.00	\$7,350.00	\$7,350.00
01-145-1-5144	ABOVE GRADE DIFF COLLECTOR	\$293.20	\$1,000.00	\$0.00	\$1,000.00	\$1,000.00	\$1,000.00
01-145-1-5191	HEARING OFFICER STIPEND	\$5,000.00	\$0.00	\$0.00	\$0.00	\$0.00	\$0.00
01-145-1-5193	CLOTHING ALLOWANCE COLLECTOR	\$700.00	\$700.00	\$700.00	\$700.00	\$700.00	\$700.00
PERSONNEL Total:		\$990,821.39	\$1,066,495.00	\$926,540.77	\$1,414,938.00	\$1,414,938.00	\$1,414,938.00
EXPENSES							
01-145-2-5240	EQUIPMENT MAINTENANCE	\$1,110.98	\$1,500.00	\$846.00	\$1,500.00	\$1,500.00	\$1,500.00
01-145-2-5306	RECORDING FEES	\$5,240.00	\$20,000.00	\$11,709.50	\$20,000.00	\$20,000.00	\$20,000.00
01-145-2-5312	DATA PROCESSING (DP) PAYROLL/HMN	\$46,294.84	\$132,500.00	\$116,428.46	\$140,000.00	\$140,000.00	\$140,000.00
01-145-2-5314	FINANCIAL SERVICES	\$2,947.50	\$28,800.00	\$19,221.69	\$26,500.00	\$26,500.00	\$26,500.00
01-145-2-5344	POSTAGE	\$64,532.60	\$49,500.00	\$41,936.06	\$50,000.00	\$50,000.00	\$50,000.00
01-145-2-5385	OTHER CHARGES	\$399,384.86	\$0.00	\$0.00	\$0.00	\$0.00	\$0.00
01-145-2-5420	OFFICE SUPPLIES	\$17,993.55	\$14,500.00	\$8,290.12	\$12,500.00	\$12,500.00	\$12,500.00
01-145-2-5430	METER REPAIRS & MAINTENANCE	\$15,916.19	\$55,000.00	\$48,290.00	\$80,000.00	\$80,000.00	\$80,000.00
01-145-2-5580	PARKING METER MINOR EQUIPMENT	\$3,721.88	\$15,000.00	\$14,999.91	\$15,000.00	\$15,000.00	\$15,000.00
01-145-2-5716	PROFESSIONAL DEVELOPMENT	\$0.00	\$3,700.00	\$3,977.59	\$3,000.00	\$3,000.00	\$3,000.00
01-145-2-5745	INSURANCE	\$1,575.00	\$2,250.00	\$1,000.00	\$2,250.00	\$2,250.00	\$2,250.00
01-145-2-5765	OTHER CHARGES	\$0.00	\$59,500.00	\$47,221.89	\$56,500.00	\$56,500.00	\$56,500.00
EXPENSES Total:		\$558,717.40	\$382,250.00	\$313,921.22	\$407,250.00	\$407,250.00	\$407,250.00
145 OFFICE OF TREASURER/COLLECTOR		\$1,549,538.79	\$1,448,745.00	\$1,240,461.99	\$1,822,188.00	\$1,822,188.00	\$1,822,188.00
GENERAL FUND Total:		\$1,549,538.79	\$1,448,745.00	\$1,240,461.99	\$1,822,188.00	\$1,822,188.00	\$1,822,188.00
Grand Total:		\$1,549,538.79	\$1,448,745.00	\$1,240,461.99	\$1,822,188.00	\$1,822,188.00	\$1,822,188.00

145	DEPARTMENT OF FINANCIAL SERVICES / OFFICE OF THE CITY TREASURER - COLLECTOR									
	PERSONNEL SERVICES									
						FY26	FY26			FY26
					FY25	DEPT	MAYOR		FY26	MAYOR
			CLASS/		F T E	F T E	F T E	FY25	DEPT	& Council
DEPT	POSITION		STEP	HOURS	STAFF	REQ	REC	APPROPRIATION	REQUEST	REC
01-145-1-5111	CFO ^{1, 4, 5}	Eric Demas	UNCL	35	0	1	1	\$0	\$189,198	\$189,198
01-145-1-5143	CFO	Vacant	Longevity					\$0	\$800	\$800
01-145-1-5111	Budget Director ^{1, 4}	Margaret Micherda	UNCL	35	0	1	1	\$0	\$100,786	\$100,786
01-145-1-5111	Treasurer/Collector ^{1, 6}	Monica Ford	UNCL	35	1	1	1	\$134,950	\$140,002	\$140,002
01-145-1-5111	Deputy Treasurer ¹	Tam Duong	UNCL	35	1	1	1	\$87,550	\$90,177	\$90,177
01-145-1-5111	Assistant Collector ¹	Wendy Bonilla	UNCL	35	1	1	1	\$74,253	\$79,170	\$79,170
01-145-1-5111	Assistant Treasurer 1, 3	Bertha Ruiz (prev Murphy)	UNCL	35	1	1	1	\$83,430	\$79,175	\$79,175
01-145-1-5111	Administrative Assistant ²	Ruth Liston	A-6U/8	35	1	1	1	\$70,766	\$72,889	\$72,889
01-145-1-5143	Administrative Assistant	Ruth Liston	Longevity					\$1,650	\$1,650	\$1,650
01-145-1-5111	Deputy Collector ²	Tracy OConnor	A-6U/8	35	1	1	1	\$70,766	\$72,889	\$72,889
01-145-1-5143	Deputy Collector ²	Tracy OConnor	Longevity					\$1,000	\$1,000	\$1,000
01-145-1-5111	Administrative Assistant ²	Laurie Warren	A-6U/8	35	1	1	1	\$70,766	\$72,889	\$72,889
01-145-1-5143	Administrative Assistant	Laurie Warren	Longevity					\$1,250	\$1,250	\$1,250
01-145-1-5111	Principal Clerk ²	Roxana Mejia	C-6U/8	35	1	1	1	\$60,493	\$62,308	\$62,308
01-145-1-5111	Principal Clerk ²	Markela Mitko (prev Medeiros)	C-6U/3	35	1	1	1	\$50,745	\$52,268	\$52,268
01-145-1-5111	Principal Clerk ²	Arthi Bathey	C-6U/4	35	1	1	1	\$50,745	\$54,720	\$54,720
01-145-1-5143	Principal Clerk	Arthi Bathey	Longevity					\$0	\$1,000	\$1,000
01-145-1-5111	Principal Clerk ²	Tanya Benjamin	C-6U/8	35	1	1	1	\$60,493	\$62,308	\$62,308
01-145-1-5111	Principal Clerk ²	Vacant	C-6U/7	35	1	1	1	\$60,493	\$59,315	\$59,315
01-145-1-5111	Principal Clerk ²	Jesuina Pagan	C-6U/4	35	1	1	1	\$50,745	\$54,720	\$54,720
01-145-1-5111	Principal Clerk ^{2, 3}	Jean Broderick	A-6U/3	17.5	0.50	0.50	0.50	\$28,278	\$31,186	\$31,186
01-145-1-5111	Principal Clerk ²	Rhodora Lantion	C-6U/6	35	0.50	1	1	\$34,481	\$58,253	\$58,253
01-145-1-5111	Parking Meter Repairman ²	William Mackenzie	W7U/4	40	1	1	1	\$65,562	\$67,538	\$67,538
01-145-1-5143	Parking Meter Repairman	William Mackenzie	Longevity					\$1,650	\$1,650	\$1,650
01-145-1-5193	Parking Meter Repairman	William Mackenzie	Clothing					\$700	\$700	\$700
01-145-1-5191	Hearing Officer	Chad Luongo	UNCL	Varies	0	0	0	\$0	\$0	\$0
					15.00	17.50	17.50			
145	City Treasurer / Collector TOTAL									
										Continued...

						FY26	FY26			FY26
					FY25	DEPT	MAYOR		FY26	MAYOR
DEPT	POSITION	CLASS/ STEP	HOURS	FTE STAFF	FTE REQ	FTE REC	FY25 APPROPRIATION	DEPT REQUEST	& Council REC	
						Salary (5111)	\$1,058,745	\$1,405,388	\$1,405,388	
						Overtime (5130)	\$500	\$500	\$500	
						Longevity (5143)	\$5,550	\$7,350	\$7,350	
						Above Grade Difference (5194)	\$1,000	\$1,000	\$1,000	
						Hearing Officer Stipend (5191)	\$0	\$0	\$0	
						Clothing Allowance (5193)	\$700	\$700	\$700	
						Personnel Total:	\$1,066,495	\$1,414,938	\$1,414,938	
Notes to Budget:										
¹ 3% COLA added to administrative salaries.										
² Local 25 Clerical & DPW 3% increase in anticipation of a new contract.										
³ EE is being shared with Water & Sewer Dept										
⁴ EEs previously budgeted in Auditor department.										
⁵ CFO will no longer receive Retirement Board stipend due to the separation of duties										
⁶ Treasurer requested to add \$1,000 to the base salary for maintaining Mass Tax Collector certification										

(145) Office of Treasurer / Collector - Notes to Budget

Personnel Services

	FY25 Budget	FY26 Request	\$ + / -	% + / -	
Salaries	1,058,745	\$1,405,388	346,643	33%	3% COLA added to some administrative salaries. 3% increase for Local 25 Clerical/DPW union in anticipation of a new contract. Requesting \$1k increase for Treasurer/Collector for maintaining Mass. Tax Collector certification. CFO & Budget Director budget transferred here. CFO no longer receives retirement board stipend due to separating CFO/Auditor position.
Overtime	500	500	0	0%	If clerks request OT in lieu of comp time.
Longevity	5,550	7,350	1,800	32%	Ms. Liston (\$1,650), Ms. O'Connor (\$1,000), Ms. Warren (\$1,250.00), Ms. Bathey (\$1,000), Mr. Mackenzie (\$1,650). Demas (\$800).
Above Grade Differential	1,000	1,000	0	0%	Used when clerical staff fill in for someone at a higher job classification.
Hearing Officer Stipend	0	0	0	#DIV/0!	Not funded
Clothing Allowance	700	700	0	0%	Mr. Mackenzie, Local 25 DPW contractual.
Total Personnel Services	\$1,066,495	\$1,414,938	\$348,443	33%	

General Operating Expenses

Equipment Maintenance	1,500	1,500	0	0%	Service contracts on 4 date stamps/\$300 ea. Includes ink ribbons. Level funded for FY25.
Recording Fees	20,000	20,000	0	0%	TT filing fee increased from \$75 to \$105 per deed. Expecting to advertise approximately 100 delinquent properties in April 2024. Estimate for newspaper ad cost \$4,000. Land court cases processing fee is \$742.25/each. Working with Tax Title attorney on these to determine what properties to file. Level funded for FY26.
Data Processing/Payroll/HR	140,000	140,000	0	0%	Payroll costs include processing fees, report fees, continued city access, W-2 processing, ACA reporting, and other charges for associated with reporting.
Financial Services	31,500	26,500	(5,000)	-16%	Eastern Bank lockbox fees about \$14K per year. . Armored car service \$12K/year. Moved \$10k from Other expenses.
Professional Development	3,000	3,000	0	100%	New line item needed for Treasurer/Collector Association dues and cost of attendance at meetings and conferences needed to maintain MCPPO and Tax Collector certifications.
Postage	42,000	50,000	8,000	19%	Postage for all departments in city. Also pays for supplies to maintain the mail machine. Increased usage for elections (ballots by mail). Postage rates increased in Jan 2025. Level funded for FY26
Other Charges	0		0	#DIV/0!	This Account will be obsolete. GL account with objects 5765 will be used instead.
Other Charges	59,500	56,500	(3,000)	-5%	Also used to pay credit card ach online fees (\$500/month) and for parking sticker fulfillment program (estimate 25,000 stickers/year)
Office Supplies	12,500	12,500	0	0%	Copier paper, toner cartridges and other office supplies.
Meter Repairs & Maintenance	55,000	80,000	25,000	45%	Maintenance fees \$3,400/month. Credit card processing fees for kiosk use charged by merchant, approx. \$2,500-\$3,000/mo. Cost for repairs by technician (estimate \$5k for 5 visits. All warranties have expired.
Parking Meter Minor Equipment	15,000	15,000	0	0%	Supplies needed for the kiosks. (i.e.. sensors, key pads, receipt paper, credit card swipers, wires, printers). Level funded for FY26.
Insurance	2,250	2,250	0	0%	To bond all employees in Treasurer's and Collector's Office. Level funded for FY26.
Total Expenditures	\$382,250	\$407,250	\$25,000	7%	
Total Treasurer/Collector	\$1,448,745	\$1,822,188	\$373,443	26%	

Continued...

Retirement of Debt (Found under Fixed Costs)

April 23, 2015	1,060,000	990,000	(70,000)	-7%	Payments per debt schedule.
Jan 25, 2022 GOB	1,320,000	1,330,000	10,000	1%	Payments per debt schedule.
Oct 25, 2007 MSBA High School 2%	449,415	449,415	0	0%	Payments per debt schedule.
Dec. 20, 2013	270,000	250,000	(20,000)	-7%	Payments per debt schedule.
Feb 6, 2014	265,000	265,000	0	0%	Payments per debt schedule.
Feb 18, 2016	925,000	920,000	(5,000)	-1%	Payments per debt schedule.
Feb 19, 2008 Sec 108 HUD Loan	93,000	97,000	4,000	4%	Payments per debt schedule.
Feb 2017	675,000	670,000	(5,000)	-1%	Payments per debt schedule.
May 3, 2018	540,000	535,000	(5,000)	-1%	Payments per debt schedule.
April 4, 2019	735,000	735,000	0	0%	Payments per debt schedule.
Feb 11, 2021 GOB	160,000	155,000	(5,000)	-3%	Payments per debt schedule.
Nov 17, 2020 GOB	1,130,000	1,130,000	0	0%	Payments per debt schedule.
August 3, 2023 GOB	415,000	410,000	-5,000	100%	Payments per debt schedule.
Total	\$8,037,415	7,936,415	(\$101,000)	-1%	

Long Term Debt Interest (Found under Fixed Costs)

April 23, 2015	114,156	71,756	(42,400)	-37%	Payments per debt schedule.
Jan 25, 2022 GOB	702,181	644,681	(57,500)	100%	Payments per debt schedule.
Oct 25, 2007 MSBA High School 2%	80,895	71,906	(8,989)	-11%	Payments per debt schedule.
Dec 20, 2013	51,150	42,570	(8,580)	-17%	Payments per debt schedule.
Feb 6, 2014	42,069	34,119	(7,950)	-19%	Payments per debt schedule.
Feb 18, 2016	217,500	180,500	(37,000)	-17%	Payments per debt schedule.
Feb 28, 2017	254,069	220,319	(33,750)	-13%	Payments per debt schedule.
May 3, 2018	249,131	222,131	(27,000)	-11%	Payments per debt schedule.
April 4, 2019	357,600	320,850	(36,750)	-10%	Payments per debt schedule.
Feb 11, 2021 GOB	54,500	46,500	(8,000)	-15%	Payments per debt schedule.
Nov 17, 2020 GOB	516,538	460,038	(56,501)	-11%	Payments per debt schedule.
August 3, 2023 GOB	441,396	271,300	-170,096	100%	Payments per debt schedule.
Total	\$3,081,185	2,586,670	(\$494,515)	-16%	

FICA (Found under Fixed Costs)

Medicare (1.45%)	2,536,949	2,689,166	152,217	6%	Employer match of Medicare deduction. 1.45% of pay (health and life deductions not taxed).
Total	\$2,536,949	\$2,689,166	\$152,217	6%	

City of Everett
Everett Budget Council Summary Report
FY2026 City Budget - NO SCHOOLS

151 - OFFICE OF THE CITY SOLICITOR		FY2024	FY2025	FY2025	FY2026	FY2026 Mayor	FY2026 Council
Account Number	Account Description	Expended	Budget	Expended	Requested	Recommended	Approved
PERSONNEL							
01-151-1-5111	SALARIES SOLICITOR	\$392,061.26	\$436,677.00	\$392,064.82	\$577,537.00	\$457,057.00	\$457,057.00
01-151-1-5143	LONGEVITY SOLICITOR	\$3,550.00	\$2,950.00	\$1,700.00	\$3,200.00	\$3,200.00	\$3,200.00
01-151-1-5198	RAO STIPEND SOLICITOR	\$12,000.00	\$0.00	\$0.00	\$0.00	\$0.00	\$0.00
PERSONNEL Total:		\$407,611.26	\$439,627.00	\$393,764.82	\$580,737.00	\$460,257.00	\$460,257.00
EXPENSES							
01-151-2-5302	LITIGATION/PROFESSIONAL SERVICES	\$401,019.18	\$277,000.00	\$269,503.04	\$200,000.00	\$200,000.00	\$0.00
01-151-2-5319	ISD LITIGATION FEES	\$3,600.00	\$5,000.00	\$0.00	\$0.00	\$0.00	\$0.00
01-151-2-5420	OFFICE SUPPLIES	\$1,996.69	\$2,000.00	\$1,398.00	\$2,000.00	\$2,000.00	\$2,000.00
01-151-2-5586	WESTLAW COMPUTER RESEARCH	\$4,307.32	\$6,000.00	\$5,801.11	\$6,500.00	\$6,500.00	\$6,500.00
01-151-2-5710	PROFESSIONAL DEVELOPMENT	\$2,861.11	\$2,300.00	\$1,706.94	\$1,500.00	\$1,500.00	\$1,500.00
01-151-2-5760	CLAIMS	\$1,750.00	\$3,500.00	\$1,669.24	\$3,500.00	\$3,500.00	\$3,500.00
01-151-2-5765	OTHER CHARGES	\$0.00	\$4,351.43	\$2,160.00	\$0.00	\$0.00	\$0.00
01-151-2-5850	EQUIPMENT & OTHER	\$239.65	\$700.00	\$580.61	\$1,500.00	\$1,500.00	\$1,500.00
EXPENSES Total:		\$415,773.95	\$300,851.43	\$282,818.94	\$215,000.00	\$215,000.00	\$15,000.00
151 OFFICE OF THE CITY SOLICITOR Total:		\$823,385.21	\$740,478.43	\$676,583.76	\$795,737.00	\$675,257.00	\$475,257.00
GENERAL FUND Total:		\$823,385.21	\$740,478.43	\$676,583.76	\$795,737.00	\$675,257.00	\$475,257.00
Grand Total:		\$823,385.21	\$740,478.43	\$676,583.76	\$795,737.00	\$675,257.00	\$475,257.00

[illegible]

(151) Office of the City Solicitor - Notes to Budget

	FY25 Budget	FY26 Request	\$ + / -	% + / -	
<u>Personnel Services</u>					
Salaries	436,677	457,057	20,380	5%	For non-union positions, there is a 3% salary increase on most. Paralegal salary reclassification. She has taken all of the certification classes and passed the necessary tests in the MCPPO process. She will be taking on some Procurement responsibilities with the CPO.
Longevity	2,950	3,200	250	8%	Ms. Mejia (\$1,700), Ms. Peters (\$650) and Ms. Mayo (\$850).
RAO Stipend	0	0	0	#DIV/0!	This line item is no longer needed
Total Personnel Services	\$439,627	\$460,257	20,630	5%	
<u>General Operating Expenses</u>					
Litigation/Professional Services	200,000	0	(200,000)	-100%	Used to pay any litigation or professional related service, such as legal services, filing complaints, expert witnesses, recording fees, transcripts, etc. Reduced to \$0 at budget hearing with the direction to request the money from the cc each time the need emerges. Dept anticipate to spend 200k in FY26.
Other Expenses	0	0	0	#DIV/0!	
ISD Litigation Fees	5,000	0	(5,000)	-100%	Hasn't been utilized in 2 years
Office Supplies	2,000	2,000	0	0%	Level funded for general office supplies from WB Mason.
Westlaw Computer Research	6,000	6,500	500	8%	Increased for the monthly fee increased and used to pay the monthly bill to Westlaw. This is an internet based database used to research a variety of legal issues.
Professional Development	2,300	1,500	(800)	-35%	Used for dues and trainings
Claims	3,500	3,500	0	0%	Level funded for small claims brought against the city.
Equipment & Other	700	1,500	800	114%	Level funded
Total Expenditures	\$219,500	\$15,000	(204,500)	-93%	
Total Solicitor's Office	\$659,127	\$475,257	(\$183,870)	-28%	
<u>Property/Liability Insurance</u> (Found under Fixed Costs)					
Comp General Liability	2,640,972	2,800,000	\$159,028	6%	All city insurance including schools. Anticipating increase in premiums because of new fleet vehicles and new park equipment.
Insurance Deductibles	151,500	200,000	\$48,500	32%	All deductibles for all motor vehicle accidents including police, fire and schools. (\$1K per vehicle). Also pays for all glass breakage on motor vehicles and deductibles on other claims
Total	\$2,792,472	\$3,000,000	\$207,528	7%	we have a \$50,000 deductible on litigation claims and attorneys' hourly fees increase

City of Everett
Everett Budget Council Summary Report
FY2026 City Budget - NO SCHOOLS

152 - DEPARTMENT OF HUMAN RESOURCES							
Account Number	Account Description	FY2024 Expended	FY2025 Budget	FY2025 Expended	FY2026 Requested	FY2026 Mayor Recommended	FY2026 Council Approved
PERSONNEL							
01-152-1-5111	SALARIES HUMAN RESOURCES	\$204,542.22	\$340,411.00	\$234,028.13	\$301,433.00	\$301,433.00	\$301,433.00
01-152-1-5113	PART TIME SALARIES HUMAN	\$37,773.32	\$37,445.00	\$31,992.24	\$38,722.00	\$38,722.00	\$38,722.00
01-152-1-5123	JOBS TRAINING PROGRAM HUMAN	\$18,839.04	\$0.00	\$0.00	\$0.00	\$0.00	\$0.00
01-152-1-5143	LONGEVITY HUMAN RESOURCES	\$0.00	\$0.00	\$1,700.00	\$0.00	\$0.00	\$0.00
01-152-1-5151	EMPLOYEE BUY BACK & OTHER	\$1,011,040.42	\$1,500,000.00	\$1,263,100.53	\$1,800,000.00	\$1,800,000.00	\$1,800,000.00
PERSONNEL Total:		\$1,272,195.00	\$1,877,856.00	\$1,530,820.90	\$2,140,155.00	\$2,140,155.00	\$2,140,155.00
EXPENSES							
01-152-2-5152	MEDICAL EXAMS	\$7,611.00	\$21,700.00	\$17,747.00	\$25,000.00	\$25,000.00	\$25,000.00
01-152-2-5161	LOCAL 25 BENEFITS	\$131,555.40	\$229,916.00	\$188,893.23	\$236,480.00	\$236,480.00	\$236,480.00
01-152-2-5217	RECRUITMENT	\$5,125.94	\$5,000.00	\$4,547.00	\$10,000.00	\$10,000.00	\$10,000.00
01-152-2-5301	PROFESSIONAL SERVICES	\$47,082.77	\$72,500.00	\$68,344.84	\$100,000.00	\$100,000.00	\$100,000.00
01-152-2-5420	OFFICE SUPPLIES	\$1,302.77	\$800.00	\$567.57	\$3,000.00	\$3,000.00	\$3,000.00
01-152-2-5710	PROFESSIONAL DEVELOPMENT	\$6,497.76	\$6,000.00	\$5,647.15	\$8,000.00	\$8,000.00	\$8,000.00
01-152-2-5765	OTHER CHARGES	\$0.00	\$38,953.09	\$27,352.09	\$10,000.00	\$10,000.00	\$10,000.00
EXPENSES Total:		\$199,175.64	\$374,869.09	\$313,098.88	\$392,480.00	\$392,480.00	\$392,480.00
152 DEPARTMENT OF HUMAN RESOURCES		\$1,471,370.64	\$2,252,725.09	\$1,843,919.78	\$2,532,635.00	\$2,532,635.00	\$2,532,635.00
GENERAL FUND Total:		\$1,471,370.64	\$2,252,725.09	\$1,843,919.78	\$2,532,635.00	\$2,532,635.00	\$2,532,635.00
Grand Total:		\$1,471,370.64	\$2,252,725.09	\$1,843,919.78	\$2,532,635.00	\$2,532,635.00	\$2,532,635.00

152	DEPARTMENT OF HUMAN RESOURCES									
	PERSONNEL SERVICES									
						FY26	FY26			FY26
					FY25	DEPT	MAYOR		FY26	MAYOR
DEPT	POSITION		CLASS/ STEP	HOURS	F T E STAFF	F T E REQ	F T E REC	FY25 APPROPRIATION	DEPT REQUEST	& Council REC
01-152-1-5111	Director of Human Resources ¹	John Russolillo	UNCL	35	1	1	1	\$135,795	\$137,832	\$137,832
01-152-1-5111	Human Resources Manager ^{1, 2}	Rosa Viveiros	UNCL	35	1	1	1	\$103,000	\$86,275	\$86,275
01-152-1-5111	Human Resources Generalist ¹	Alexandra Doto	UNCL	35	1	1	1	\$77,250	\$76,125	\$76,125
01-152-1-5111	Human Resources Assistant	Vacant	UNCL	35	1	0	0	\$23,000	\$0	\$0
01-152-1-5113	Benefits Specialist PT	Nancy Vitukevich	UNCL	18.5	0.53	0.53	0.53	\$37,445	\$38,568	\$38,568
					4.53	3.53	3.53			
152	Human Resources TOTAL									
							Salary (5111)	\$340,411	\$301,433	\$301,433
							Part Time (5113)	\$37,445	\$38,722	\$38,722
							Temp Personnel (5121)	\$0	\$0	\$0
							Overtime (5130)	\$0	\$0	\$0
							Employee Buyback & Other (5151)	\$1,000,000	\$1,800,000	\$1,800,000
							Personnel Total:	\$1,377,856	\$2,140,155	\$2,140,155
Notes to Budget:										
¹ For employees promoted or hired in January or after 1.5% increase.										
² Position reclassification, prev assistant director position.										
³ 3% increase.										

(152) Department of Human Resources - Notes to Budget

	FY25 Budget	FY26 Request	\$ + / -	% + / -	
<u>Personnel Services</u>					
Salaries	340,411	301,433	(38,978)	-11%	Not funding assistant position. 1.5% COLA for those promoted or hired after Jan 1st. 3% COLA for Benefits Specialist.
Part Time Salaries	37,445	38,722	1,277	3%	This is the Benefits Technician position.
Temp Personnel - All Dept.	0	0	0	#DIV/0!	No funding requested.
Year-Round Program	0	0	0	#DIV/0!	This program has been moved to YDE
Overtime	0	0	0	#DIV/0!	No funding requested.
Employee Buyback & Other	1,500,000	1,800,000	300,000	20%	Had more expenses in F25 due to high ranking civil service positions retiring, expecting the same trend in F26 based on receiving intent to retire forms from civil service.
Total Personnel Services	\$1,877,856	\$2,140,155	\$262,299	14%	
<u>General Operating Expenses</u>					
Medical Exams	21,700	25,000	3,300	15%	Increased for pre-employment physicals (more frequent). Also want to make sure there is funding for all new hires, and for employees to take physicals, independent medical exams, etc. when returning to work from sickness or injury.
Local 25 Benefits	147,916	236,480	88,564	60%	Covering increase in # of employees electing to be a part of the Teamsters health benefits. Increase of enrollments in F25 and expected trend in F26. This line item also pays towards a Legal Fund for Local 25 members.
Recruitment	5,000	10,000	5,000	100%	Need to increase for ZipRecruiter, indeed and other platforms used for recruiting.
Professional Services	70,900	100,000	29,100	41%	Employee assistance program (KGA) and legal assistance for workers comp (Law offices of Kathy Moore). Planning to perform the classification study in FY26.
Office Supplies	2,400	3,000	600	25%	Reduced for Belmont Printing and WB Mason forms and paper employee documents.
Other Charges	38,953	10,000	(28,953)	-74%	New GL Account
Professional Development	6,000	8,000	2,000	33%	Increased for additional training and development for staff to increase their skill set around specific topics and continually improve our internal workforce.
Total Expenditures	\$292,869	\$392,480	99,611	34%	
Total Human Resources	\$2,170,725	\$2,532,635	\$361,910	17%	

Unemployment Compensation (Found under Fixed Costs)

Unemployment Compensation	263,928	175,000	(88,928)	-34%
Total	\$263,928	\$175,000	(\$88,928)	-34%

The account is responsible for various claims throughout the city, including the schools, unemployment taxes as well as 3rd party administrator.

Employee Benefits (Found under Fixed Costs)

Life Insurance and Other	88,000	80,000	(8,000)	-9%
Health Insurance	28,402,176	35,261,421	6,859,245	24%
AD&D Insurance	30,800	33,000	2,200	7%
Total	\$28,520,976	\$35,374,421	\$6,853,445	24%

City working with new life insurance company, The Standard. Lower rates with an estimated 10% savings.

City of Everett contributions come out of this for all the health insurance plans. Recommended 21% increase in health insurance premiums. Same trend seen nationally. This money is put into the BC/BS Trust and the Harvard Trust. City contributions would be 85% (retired before April 2003). The contributions vary - 4/03 (96.20% - retired after 4/03), (96.65% Master Medical & Blue Care Elect), (90% Network Blue), (87% Harvard Pilgrim), (98.15% Senior Plan Medex).

Increased by 7% for fire and police only. The city pays the premium - it is .07 cents per 1000, per the new standard rates.

Employee Injuries (Found under Fixed Costs)

Active Police and Fire	358,000	358,000	0	0%
Retired Police & Fire	19,500	19,500	0	0%
Workers Comp	965,000	1,000,000	35,000	4%
Total	\$1,342,500	\$1,377,500	\$35,000	3%

Level funded based on the trend spend for FY25. All reimbursements for injuries for the police/fire departments to FutureComp.

Level funded for all prescription reimbursements for retirees.

Based on settlements and increase in injuries and accidents. All workers comp injury claims for both, city employees and schools. Medical reimbursements made to FutureComp, workers comp TPA.

City of Everett
Everett Budget Council Summary Report
FY2026 City Budget - NO SCHOOLS

155 - DEPT OF INFORMATION TECHNOLOGY							
Account Number	Account Description	FY2024 Expended	FY2025 Budget	FY2025 Expended	FY2026 Requested	FY2026 Mayor Recommended	FY2026 Council Approved
PERSONNEL							
01-155-1-5111	SALARIES INFORMATION TECHNOLOGY	\$196,533.48	\$268,499.00	\$196,046.84	\$280,670.00	\$280,670.00	\$280,670.00
01-155-1-5143	LONGEVITY INFORMATION	\$1,450.00	\$1,450.00	\$1,450.00	\$1,450.00	\$1,450.00	\$1,450.00
PERSONNEL Total:		\$197,983.48	\$269,949.00	\$197,496.84	\$282,120.00	\$282,120.00	\$282,120.00
EXPENSES							
01-155-2-5244	CONTRACT MAINTENANCE	\$78,860.33	\$95,000.00	\$43,896.53	\$95,000.00	\$95,000.00	\$95,000.00
01-155-2-5245	COPIERS/MAINTENANCE	\$66,656.41	\$92,000.00	\$28,604.39	\$92,000.00	\$92,000.00	\$92,000.00
01-155-2-5263	WEBSITE MAINTENANCE	\$0.00	\$0.00	\$0.00	\$30,000.00	\$30,000.00	\$30,000.00
01-155-2-5268	CONTRACTUAL SERVICES	\$187,963.48	\$200,000.00	\$117,367.36	\$230,000.00	\$230,000.00	\$230,000.00
01-155-2-5312	SUPPLIES	\$5,019.47	\$8,000.00	\$2,049.36	\$8,000.00	\$8,000.00	\$8,000.00
01-155-2-5340	TELEPHONE COMMUNICATIONS	\$20,829.50	\$90,000.00	\$48,969.99	\$90,000.00	\$90,000.00	\$90,000.00
01-155-2-5341	WIRELESS COMMUNICATIONS	\$48,005.68	\$66,000.00	\$66,000.00	\$66,000.00	\$66,000.00	\$66,000.00
01-155-2-5710	PROFESSIONAL DEVELOPMENT	\$5,000.00	\$10,000.00	\$7,768.00	\$10,000.00	\$10,000.00	\$10,000.00
01-155-2-5785	311 EXPENSES	\$7,680.07	\$20,000.00	\$15,133.92	\$20,000.00	\$20,000.00	\$20,000.00
01-155-2-5865	DATA COMMUNICATIONS	\$21,828.99	\$58,000.00	\$6,958.92	\$58,000.00	\$58,000.00	\$58,000.00
01-155-2-5866	DIRECT FIBER DATA	\$22,166.42	\$70,000.00	\$69,400.00	\$70,000.00	\$70,000.00	\$70,000.00
01-155-2-5880	HARDWARE/SOFTWARE EQUIPMENT	\$10,271.94	\$85,000.00	\$41,676.80	\$85,000.00	\$85,000.00	\$85,000.00
EXPENSES Total:		\$474,282.29	\$794,000.00	\$447,825.27	\$854,000.00	\$854,000.00	\$854,000.00
CAPITAL IMPROVEMENTS							
01-155-3-5867	TECHNOLOGY INFRASTRUCTURE	\$18,818.19	\$0.00	\$3,117.78	\$0.00	\$0.00	\$0.00
CAPITAL IMPROVEMENTS Total:		\$18,818.19	\$0.00	\$3,117.78	\$0.00	\$0.00	\$0.00
155 DEPT OF INFORMATION TECHNOLOGY		\$691,083.96	\$1,063,949.00	\$648,439.89	\$1,136,120.00	\$1,136,120.00	\$1,136,120.00
GENERAL FUND Total:		\$691,083.96	\$1,063,949.00	\$648,439.89	\$1,136,120.00	\$1,136,120.00	\$1,136,120.00
Grand Total:		\$691,083.96	\$1,063,949.00	\$648,439.89	\$1,136,120.00	\$1,136,120.00	\$1,136,120.00

155	DIVISION OF INFORMATION TECHNOLOGY									
	PERSONNEL SERVICES									
						FY26	FY26			FY26
					FY25	DEPT	MAYOR		FY26	MAYOR
			CLASS/ STEP		F T E STAFF	F T E REQ	F T E REC	FY25 APPROPRIATION	DEPT REQUEST	& Council REC
DEPT	POSITION			HOURS						
01-155-1-5111	I T Director ¹	Kevin Dorgan	UNCL	35	1	1	1	\$111,409	\$114,751	\$114,751
01-155-1-5143	IT Director	Kevin Dorgan	Longevity					\$800	\$800	\$800
01-155-1-5111	Assistant I T Director ¹	Eugene Masella	UNCL	35	1	1	1	\$91,020	\$93,751	\$93,751
01-155-1-5143	Assistant I T Director	Gene Masella	Longevity					\$650	\$650	\$650
01-155-1-5111	I T Tech Specialist ²	Vacant	UNCL	35	1	1	1	\$65,000	\$71,050	\$71,050
					3	3	3			
155	Information Technology TOTAL									
							Salary (5111)	\$268,499	\$280,670	\$280,670
							Longevity (5143)	\$1,450	\$1,450	\$1,450
							Personnel Total:	\$269,949	\$282,120	\$282,120
Notes to Budget:										
¹ 3% COLA added to administrative salary.										

(155) Information Technology - Notes to Budget

	FY25 Budget	FY26 Request	\$ + / -	% + / -	
<u>Personnel Services</u>					
Salaries	268,499	280,670	12,171	5%	3% COLA on administrative salaries. New Position added (Support Specialist).
Longevity	1,450	1,450	0	0%	Mr. Dorgan (\$800) and Mr. Masella (\$650).
Total Personnel Services	\$269,949	\$282,120	\$12,171	5%	
<u>General Operating Expenses</u>					
Contract Maintenance	95,000	95,000	0	0%	Renegotiated contracts for Verizon Wireless, and Comcast.
Copiers / Maintenance	92,000	92,000	0	0%	Renegotiated contract with Xerox Financial Services.
Contractual Services	200,000	230,000	30,000	15%	Transferred 30k from Procurement (DocuSign), otherwise level funded.
Website Maintenance	0	30,000	30,000	#DIV/0!	Development and Maintenance of a New Website.
Supplies	8,000	8,000	0	0%	Level funded for keyboards, wires, connectors, general office supplies.
Other Charges	0	0	0	#DIV/0!	New GL Account
Telephone Communications	90,000	90,000	0	0%	Reduced for all city phones, Verizon phones and PRI circuits.
Wireless Communications	66,000	66,000	0	0%	Renegotiated contract with Verizon Wireless
Professional Development	10,000	10,000	0	0%	Level Funded despite adding of new Support Specialist position in FY26
311 Expenses	20,000	20,000	0	0%	Level funded for Qalert and support equipment
Data Communications	58,000	58,000	0	0%	Level funded for Sprint , Towerstream, Comcast for data links between all city buildings.
Direct Fiber Data	70,000	70,000	0	0%	Level funded for fiber data links for all city buildings.
Hardware/Software Equipment	85,000	85,000	0	0%	Level funded for printers, computers, monitors, servers and for all operating systems.
Total Expenditures	\$794,000	\$854,000	\$60,000	8%	
Total IT	\$1,063,949	\$1,136,120	\$72,171	7%	

City of Everett
Everett Budget Council Summary Report
FY2026 City Budget - NO SCHOOLS

161 - CITY CLERK		FY2024	FY2025	FY2025	FY2026	FY2026 Mayor	FY2026 Council
Account Number	Account Description	Expended	Budget	Expended	Requested	Recommended	Approved
PERSONNEL							
01-161-1-5111	SALARIES CITY CLERK	\$345,876.00	\$364,123.00	\$332,327.26	\$375,643.00	\$375,643.00	\$375,643.00
01-161-1-5130	OVERTIME CITY CLERK	\$3,000.00	\$2,300.00	\$968.42	\$3,300.00	\$3,300.00	\$3,300.00
01-161-1-5143	LONGEVITY CITY CLERK	\$3,600.00	\$4,000.00	\$3,350.00	\$4,000.00	\$4,000.00	\$4,000.00
01-161-1-5198	RAO STIPEND CITY CLERK	\$7,800.00	\$1,000.00	\$1,000.00	\$8,400.00	\$8,400.00	\$8,400.00
PERSONNEL Total:		\$360,276.00	\$371,423.00	\$337,645.68	\$391,343.00	\$391,343.00	\$391,343.00
EXPENSES							
01-161-2-5201	HISTORICAL PRESERVATION	\$1,167.80	\$1,500.00	\$0.00	\$5,000.00	\$5,000.00	\$5,000.00
01-161-2-5204	PROFESSIONAL & TECHNICAL SERVICES	\$297.00	\$4,000.00	\$1,536.00	\$4,000.00	\$4,000.00	\$4,000.00
01-161-2-5240	EQUIPMENT MAINTENANCE	\$9,018.13	\$15,000.00	\$4,885.15	\$15,000.00	\$15,000.00	\$15,000.00
01-161-2-5385	OTHER EXPENDITURES	\$1,946.30	\$0.00	\$0.00	\$0.00	\$0.00	\$0.00
01-161-2-5420	OFFICE SUPPLIES	\$9,693.43	\$12,500.00	\$6,405.52	\$12,500.00	\$12,500.00	\$12,500.00
01-161-2-5422	ARCHIVES	\$3,012.16	\$3,500.00	\$0.00	\$5,000.00	\$5,000.00	\$5,000.00
01-161-2-5423	WEB BASED PROGRAMS	\$82,925.67	\$52,500.00	\$14,474.15	\$75,000.00	\$75,000.00	\$75,000.00
01-161-2-5710	PROFESSIONAL DEVELOPMENT	\$-1,660.16	\$5,000.00	\$3,073.91	\$5,000.00	\$5,000.00	\$5,000.00
01-161-2-5745	INSURANCE & BONDS	\$0.00	\$200.00	\$0.00	\$200.00	\$200.00	\$200.00
01-161-2-5765	OTHER CHARGES	\$0.00	\$5,698.00	\$3,182.00	\$2,000.00	\$2,000.00	\$2,000.00
EXPENSES Total:		\$106,400.33	\$99,898.00	\$33,556.73	\$123,700.00	\$123,700.00	\$123,700.00
161 CITY CLERK Total:		\$466,676.33	\$471,321.00	\$371,202.41	\$515,043.00	\$515,043.00	\$515,043.00
GENERAL FUND Total:		\$466,676.33	\$471,321.00	\$371,202.41	\$515,043.00	\$515,043.00	\$515,043.00
Grand Total:		\$466,676.33	\$471,321.00	\$371,202.41	\$515,043.00	\$515,043.00	\$515,043.00

161	CITY CLERK									
	PERSONNEL SERVICES									
						FY26	FY26			FY26
					FY25	DEPT	MAYOR		FY26	MAYOR
			CLASS/		F T E	F T E	F T E	FY25	DEPT	& Council
DEPT	POSITION		STEP	HOURS	STAFF	REQ	REC	APPROPRIATION	REQUEST	REC
01-161-1-5111	City Clerk ¹	Sergio Cornelio	UNCL	35	1	1	1	\$135,920	\$140,591	\$140,591
01-161-1-5143	City Clerk	Sergio Cornelio	Longevity					\$1,700	\$1,700	\$1,700
01-161-1-5111	Assistant City Clerk/City Messenger ¹	Peter Napolitano	UNCL	35	1	1	1	\$95,482	\$98,357	\$98,357
01-161-1-5143	Assistant City Clerk/City Messenger	Peter Napolitano	Longevity					\$850	\$850	\$850
01-161-1-5111	Administrative Assistant ²	Sylvia Navarro-Oliverez	A-6U/8	35	1	1	1	\$70,766	\$72,889	\$72,889
01-161-1-5143	Administrative Assistant	Sylvia Navarro-Oliverez	Longevity					\$1,450	\$1,450	\$1,450
01-161-1-5111	Principal Clerk ²	Michelle Allen	C-6U/8	35	1	1	1	\$60,493	\$62,308	\$62,308
01-161-1-5111	Principal Clerk ³	N/A	C-6U/0	35	0	0	0	\$1	\$1	\$1
					4	4	4			
161	City Clerk TOTAL									
							Salary (5111)	\$364,123	\$375,643	\$375,643
							Overtime (5130)	\$3,300	\$3,300	\$3,300
							Longevity (5143)	\$4,000	\$4,000	\$4,000
							RAO Stipend (5198)	\$0	\$8,400	\$8,400
							Personnel Total:	\$371,423	\$391,343	\$391,343
Notes to Budget:										
¹ 3% COLA on this administrative salary.										
² Local 25 Clerical 3% increase per contract in FY26										
³ Not requesting funding for this position in FY26										

(161) City Clerk - Notes to Budget

	FY25 Budget	FY26 Request	\$ + / -	% + / -	
<u>Personnel Services</u>					
Salaries	364,123	375,643	11,520	3%	3% increase for administrative staff. Local 25 Clerical increased 3% per contract for FY25. Not requesting funding for Principal Clerk position in FY25.
Overtime	2,300	3,300	1,000	43%	If clerks request OT in lieu of comp time.
Longevity	4,000	4,000	0	0%	Mr. Cornelio (\$1,700), Mr. Napolitano (\$850), Ms. Navarro (\$1,450).
RAO Stipend	1,000	8,400	7,400	740%	The Clerk's office is mandated as the official Records Access Officer.
Total Personnel Services	\$371,423	\$391,343	\$19,920	5%	
<u>General Operating Expenses</u>					
Historical Preservation	1,500	5,000	3,500	233%	(Historical preservation is understanding our city's heritage). Need to purchase historical items relevant to Everett, Increase for purchasing of Historical signs for walking tour.
Professional and Technical Services	4,000	4,000	0	0%	This will be used for any services not covered in the budget including but not limited to legal services and any other possible services covered under this line item.
Equipment Maintenance	15,000	15,000	0	0%	SimplexGrinnell, NE Copy, time clock and typewriters. Also for all other equipment needs.
Other Expenditures	0	0	0	#DIV/0!	This account will be obsolete
Other Charges	2,000	2,000	0	0%	This is an account for formal events that the City Clerk hosts. They purchase many items for inaugurals, the mid-term address and when other dignitaries come to Everett. Also for any unforeseen events or payments.
Office Supplies	12,500	12,500	0	0%	This pays for all paper, printers and other major supplies.
Archives	3,500	5,000	1,500	43%	This account pays for a yearly audit required by law. Also archive supplies and shredding of older documents which the costs have increased.
Web-Based Programs	54,000	75,000	21,000	39%	The increase is due to a program that is active in the Clerk's office as a cloud based document repository which will now house more departments documents which is causing an increase in annual fees. All contracts annually paid see an annual increase of approximately 3%. New programs have been purchased for the City Council to track resident complaints, etc. Increase due to codification of ordinances and new features for codified ordinances which will track past ordinance revisions.
Professional Development	5,000	5,000	0	0%	Clerk's Conferences and continuing education. The Clerk's office will attend classes for the state vitals records and Registrar systems at a clerk's conference and for other continuing education needs for staff. The State is implementing a few new programs which staff will need to know.
Insurance & Bonds	200	200	0	0%	Bonding for Messrs. Cornelio and Napolitano thru Messinger Insurance.
Total Expenditures	\$97,700	\$123,700	26,000	27%	
Total City Clerk/Elections	\$469,123	\$515,043	\$45,920	10%	

City of Everett
Everett Budget Council Summary Report
FY2026 City Budget - NO SCHOOLS

162 - ELECTION COMMISSION		FY2024	FY2025	FY2025	FY2026	FY2026 Mayor	FY2026 Council
Account Number	Account Description	Expended	Budget	Expended	Requested	Recommended	Approved
PERSONNEL							
01-162-1-5111	SALARIES ELECTION COMMISSION	\$205,694.38	\$241,647.50	\$227,661.94	\$234,981.00	\$234,981.00	\$234,981.00
01-162-1-5125	CUSTODIANS-ELECTION COMMISSION	\$8,882.23	\$4,764.12	\$4,764.12	\$10,000.00	\$10,000.00	\$10,000.00
01-162-1-5126	ELECTION STIPEND FT ELECTION	\$10,000.00	\$2,026.50	\$2,026.50	\$16,000.00	\$16,000.00	\$16,000.00
01-162-1-5129	ALL ELECTION WORKERS	\$191,886.08	\$173,083.58	\$173,083.58	\$224,000.00	\$224,000.00	\$224,000.00
01-162-1-5130	OVERTIME ELECTION COMMISSION	\$11,686.24	\$15,000.00	\$17,183.31	\$15,000.00	\$15,000.00	\$15,000.00
01-162-1-5143	LONGEVITY ELECTION COMMISSION	\$1,000.00	\$0.00	\$0.00	\$2,450.00	\$2,450.00	\$2,450.00
01-162-1-5191	ELECTION COMMISSION STIPEND	\$40,043.92	\$45,902.30	\$45,418.71	\$38,750.00	\$38,750.00	\$38,750.00
PERSONNEL Total:		\$469,192.85	\$482,424.00	\$470,138.16	\$541,181.00	\$541,181.00	\$541,181.00
EXPENSES							
01-162-2-5240	EQUIPMENT MAINTENANCE	\$68,155.21	\$81,000.00	\$10,171.71	\$56,000.00	\$56,000.00	\$56,000.00
01-162-2-5302	PROFESSIONAL & TECHNICAL SERVICES	\$0.00	\$4,000.00	\$2,635.41	\$10,000.00	\$10,000.00	\$10,000.00
01-162-2-5346	ADVERTISING-ELECTION	\$10,622.47	\$4,000.00	\$3,652.03	\$10,000.00	\$10,000.00	\$10,000.00
01-162-2-5380	PREP OF VOTING MACHINES	\$55,929.79	\$23,000.00	\$13,221.77	\$60,000.00	\$60,000.00	\$60,000.00
01-162-2-5384	ELECTION TRAINING	\$12,808.60	\$34,000.00	\$0.00	\$0.00	\$0.00	\$0.00
01-162-2-5386	CITY CENSUS	\$15,616.46	\$22,000.00	\$21,105.03	\$30,000.00	\$30,000.00	\$30,000.00
01-162-2-5387	RECOUNTS	\$0.00	\$500.00	\$0.00	\$500.00	\$500.00	\$500.00
01-162-2-5389	STREET LISTS	\$2,998.00	\$5,000.00	\$0.00	\$5,000.00	\$5,000.00	\$5,000.00
01-162-2-5420	OFFICE SUPPLIES	\$861.10	\$3,000.00	\$2,010.64	\$3,000.00	\$3,000.00	\$3,000.00
01-162-2-5580	ELECTION SUPPLIES	\$27,890.54	\$18,000.00	\$6,451.90	\$18,000.00	\$18,000.00	\$18,000.00
01-162-2-5710	PROFESSIONAL DEVELOPMENT	\$943.55	\$6,000.00	\$4,749.25	\$6,000.00	\$6,000.00	\$6,000.00
01-162-2-5765	OTHER CHARGES	\$0.00	\$0.00	\$0.00	\$17,000.00	\$17,000.00	\$17,000.00
01-162-2-5785	MISC EXPENSES	\$19,073.91	\$17,000.00	\$16,902.64	\$0.00	\$0.00	\$0.00
EXPENSES Total:		\$214,899.63	\$217,500.00	\$80,900.38	\$215,500.00	\$215,500.00	\$215,500.00
162 ELECTION COMMISSION Total:		\$684,092.48	\$699,924.00	\$551,038.54	\$756,681.00	\$756,681.00	\$756,681.00
GENERAL FUND Total:		\$684,092.48	\$699,924.00	\$551,038.54	\$756,681.00	\$756,681.00	\$756,681.00
Grand Total:		\$684,092.48	\$699,924.00	\$551,038.54	\$756,681.00	\$756,681.00	\$756,681.00

[illegible]

(162) Election Commission - Notes to Budget

	FY25 Budget	FY26 Request	\$ + / -	% + / -	
<u>Personnel Services</u>					
Salaries	226,024	234,981	8,957	4%	3% COLA on administrative salaries. Local 25 Clerical increased 3% requested in preparation for contract negotiations. Both clerical employee positions also receive a step increase in accordance with the union contract.
Custodians	10,000	10,000	0	0%	Level Funded
Election Stipends (FT)	16,000	16,000	0	0%	Level Funded
All Election Workers	175,000	224,000	49,000	28%	This account will include election training account also. For all election workers who work early voting and election days, voting prep, FT/former employees who help with elections, custodians and any other worker needed prior, during and/or after election months. We have expanded from 12 to 21 precincts and now must adhere to increased state mandated early voting requirements, Advanced Removal/Processing and Central Tabulation plus our Student Poll Worker program.
Overtime	15,000	15,000	0	0%	If clerks request OT in lieu of comp time.
Longevity	1,650	2,450	800	48%	Kathleen Bereznoski longevity. (\$1,650).
Election Commission	38,750	38,750	0	0%	Chair (\$10,500), Vice-Chair (\$8,000), members (\$6,750).
Total Personnel Services	\$482,424	\$541,181	\$58,757	12%	
<u>General Operating Expenses</u>					
Equipment Maintenance	81,000	56,000	(25,000)	-31%	This pays for election related equipment and software for all 21 precincts.
Professional and Technical Services	4,000	10,000	6,000	100%	Including but not limited to legal services, technical services from vendors and any other event that may fall under this line item
Advertising - Election	10,000	10,000	0	0%	Election ads placed in 2 papers. Advertising also includes informing voters of state mandated early voting days/hours.
Prep of Voting Machines	23,000	60,000	37,000	161%	Auto mark programming, LHS prep for Image Cast/Poll pads and ICC High Speed Tabulator. Annual equipment costs have increased. Amount increased to pay for ballot printing for the municipal election.
Election Training	20,000	0	(20,000)	-100%	Moved to All Election workers
City Census	30,000	30,000	0	0%	Level funded for printing costs and postage as well as the addition of Vote by Mail Applications and Dog License Applications included in the census mailing.
Recounts	500	500	0	0%	Level funded only if necessary.
Street Lists	5,000	5,000	0	0%	Increased Printing of street list book.
Office Supplies	3,000	3,000	0	0%	Level funded for all paper, printers and other major supplies.
Election Supplies	18,000	18,000	0	0%	Any supplies needed for elections, including handicap ramps at the Parlin School. Increase due to additional polling locations.
Professional Development	6,000	6,000	0	0%	Reduced for continuing education needs for staff.
Other Charges	17,000	17,000	0	0%	Election day meals for poll workers & other expenses as needed.
Misc Expenses	0	0	0	#DIV/0!	
Total Expenditures	\$217,500	\$215,500	(2,000)	-1%	
Total Elections	\$699,924	\$756,681	\$56,757	8%	

City of Everett
Everett Budget Council Summary Report
FY2026 City Budget - NO SCHOOLS

165 - LICENSING COMMISSION		FY2024	FY2025	FY2025	FY2026	FY2026 Mayor	FY2026 Council
Account Number	Account Description	Expended	Budget	Expended	Requested	Recommended	Approved
PERSONNEL							
01-165-1-5191	LICENSING COMMISSION STIPEND	\$7,200.00	\$7,200.00	\$7,200.00	\$7,200.00	\$7,200.00	\$7,200.00
PERSONNEL Total:		\$7,200.00	\$7,200.00	\$7,200.00	\$7,200.00	\$7,200.00	\$7,200.00
EXPENSES							
01-165-2-5420	OFFICE SUPPLIES	\$465.15	\$500.00	\$173.75	\$500.00	\$500.00	\$500.00
EXPENSES Total:		\$465.15	\$500.00	\$173.75	\$500.00	\$500.00	\$500.00
165 LICENSING COMMISSION Total:		\$7,665.15	\$7,700.00	\$7,373.75	\$7,700.00	\$7,700.00	\$7,700.00
GENERAL FUND Total:		\$7,665.15	\$7,700.00	\$7,373.75	\$7,700.00	\$7,700.00	\$7,700.00
Grand Total:		\$7,665.15	\$7,700.00	\$7,373.75	\$7,700.00	\$7,700.00	\$7,700.00

165	LICENSING COMMISSION									
	PERSONNEL SERVICES									
						FY26	FY26			FY26
					FY25	DEPT	MAYOR		FY26	MAYOR
			CLASS/ STEP	HOURS	F T E STAFF	F T E REQ	F T E REC	FY25 APPROPRIATION	DEPT REQUEST	& Council REC
01-165-1-5191	Chairman	Phil Antonelli	LiCom		0	0	0	\$2,800	\$2,800	\$2,800
01-165-1-5191	Board Member	Phil Arloro Jr.	LiCom		0	0	0	\$2,200	\$2,200	\$2,200
01-165-1-5191	Board Member	Michael Dantone	LiCom		0	0	0	\$2,200	\$2,200	\$2,200
					0	0	0			
165	Licensing Commission TOTAL									
							Stipends (5191)	\$7,200	\$7,200	\$7,200
							Personnel Total:	\$7,200	\$7,200	\$7,200
Notes to Budget:										

(165) Licensing - Notes to Budget

	FY25 Budget	FY26 Request	\$ + / -	% + / -	
<u>Personnel Services</u>					
Stipend	7,200	7,200	\$0	0%	Monthly stipend for members.
Total Personnel Services	\$7,200	\$7,200	\$0	0%	
<u>General Operating Expenses</u>					
Other Charges	0	0	\$0	#DIV/0!	New GL Account
Office Supplies	500	500	\$0	0%	Level funded postage and miscellaneous office supplies.
Total Expenditures	\$500	\$500	\$0	0%	
 Total Licensing	 \$7,700	 \$7,700	 \$0	 0%	

City of Everett
Everett Budget Council Summary Report
FY2026 City Budget - NO SCHOOLS

171 - CONSERVATION COMMISSION		FY2024	FY2025	FY2025	FY2026	FY2026 Mayor	FY2026 Council
Account Number	Account Description	Expended	Budget	Expended	Requested	Recommended	Approved
PERSONNEL							
01-171-1-5191	CONSERVATION COMISSION STIPEND	\$13,699.56	\$15,400.00	\$9,190.96	\$12,200.00	\$12,200.00	\$12,200.00
01-171-1-5340	TELECOMMUNICATIONS	\$0.00	\$200.00	\$0.00	\$200.00	\$200.00	\$200.00
PERSONNEL Total:		\$13,699.56	\$15,600.00	\$9,190.96	\$12,400.00	\$12,400.00	\$12,400.00
EXPENSES							
01-171-2-5420	OFFICE SUPPLIES	\$0.00	\$200.00	\$0.00	\$200.00	\$200.00	\$200.00
01-171-2-5730	DUES AND MEMBERSHIPS	\$485.00	\$485.00	\$485.00	\$485.00	\$485.00	\$485.00
EXPENSES Total:		\$485.00	\$685.00	\$485.00	\$685.00	\$685.00	\$685.00
171 CONSERVATION COMMISSION Total:		\$14,184.56	\$16,285.00	\$9,675.96	\$13,085.00	\$13,085.00	\$13,085.00
GENERAL FUND Total:		\$14,184.56	\$16,285.00	\$9,675.96	\$13,085.00	\$13,085.00	\$13,085.00
Grand Total:		\$14,184.56	\$16,285.00	\$9,675.96	\$13,085.00	\$13,085.00	\$13,085.00

171	CONSERVATION COMMISSION									
	PERSONNEL SERVICES									
						FY26	FY26			FY26
					FY25	DEPT	MAYOR		FY26	MAYOR
			CLASS/ STEP	HOURS	F T E STAFF	F T E REQ	F T E REC	FY25 APPROPRIATION	DEPT REQUEST	& Council REC
DEPT	POSITION									
01-171-1-5191	Chairman	Eamon Kernan	ConCom		0	0	0	\$5,200	\$2,000	\$2,000
01-171-1-5191	Board Member	Carl Colson	ConCom		0	0	0	\$1,700	\$1,700	\$1,700
01-171-1-5191	Board Member	Maeve Kernan	ConCom		0	0	0	\$1,700	\$1,700	\$1,700
01-171-1-5191	Board Member	Rita Hashem	ConCom		0	0	0	\$1,700	\$1,700	\$1,700
01-171-1-5191	Board Member	Daryl Colson	ConCom		0	0	0	\$1,700	\$1,700	\$1,700
01-171-1-5191	Alternate Board Member	Vacant	ConCom		0	0	0	\$1,700	\$1,700	\$1,700
01-171-1-5191	Alternate Board Member	Vacant	ConCom		0	0	0	\$1,700	\$1,700	\$1,700
					0	0	0			
171	Conservation Commission TOTAL									
							Stipends (5191)	\$15,400	\$12,200	\$12,200
							Telecommunications (5340)	\$200	\$200	\$200
							Personnel Total:	\$15,600	\$12,400	\$12,400
Notes to Budget:										
.										

(171) Conservation Commission - Notes to Budget

	FY25 Budget	FY26 Request	\$ + / -	% + / -	
<u>Personnel Services</u>					
Stipend	15,400	12,200	(\$3,200)	-21%	Decrease due to a decrease in the Chairperson's stipend.
Telecommunications	200	200	\$0	100%	Telephone
Total Personnel Services	\$15,600	\$12,400	(\$3,200)	-21%	
 <u>General Operating Expenses</u>					
Office Supplies	200	200	\$0	0%	Level funded for miscellaneous office supplies.
Other Expenses	0	0	\$0	#DIV/0!	New GL Account
Dues and Memberships	485	485	\$0	0%	Level funded for conservation dues.
Total Expenditures	\$685	\$685	\$0	0%	
 Total ConCom					
	\$16,285	\$13,085	(\$3,200)	-20%	

City of Everett
Everett Budget Council Summary Report
FY2026 City Budget - NO SCHOOLS

175 - PLANNING BOARD		FY2024	FY2025	FY2025	FY2026	FY2026 Mayor	FY2026 Council
Account Number	Account Description	Expended	Budget	Expended	Requested	Recommended	Approved
PERSONNEL							
01-175-1-5191	PLANNING BOARD STIPEND	\$12,295.56	\$14,200.00	\$11,667.81	\$14,200.00	\$14,200.00	\$14,200.00
01-175-1-5340	TELECOMMUNICATIONS PLANNING	\$0.00	\$100.00	\$16.00	\$100.00	\$100.00	\$100.00
PERSONNEL Total:		\$12,295.56	\$14,300.00	\$11,683.81	\$14,300.00	\$14,300.00	\$14,300.00
EXPENSES							
01-175-2-5420	OFFICE SUPPLIES	\$0.00	\$100.00	\$0.00	\$100.00	\$100.00	\$100.00
EXPENSES Total:		\$0.00	\$100.00	\$0.00	\$100.00	\$100.00	\$100.00
175 PLANNING BOARD Total:		\$12,295.56	\$14,400.00	\$11,683.81	\$14,400.00	\$14,400.00	\$14,400.00
GENERAL FUND Total:		\$12,295.56	\$14,400.00	\$11,683.81	\$14,400.00	\$14,400.00	\$14,400.00
Grand Total:		\$12,295.56	\$14,400.00	\$11,683.81	\$14,400.00	\$14,400.00	\$14,400.00

175	PLANNING BOARD									
	PERSONNEL SERVICES									
						FY26	FY26			FY26
					FY25	DEPT	MAYOR		FY26	MAYOR
			CLASS/		F T E	F T E	F T E	FY25	DEPT	& Council
DEPT	POSITION		STEP	HOURS	STAFF	REQ	REC	APPROPRIATION	REQUEST	REC
01-175-1-5191	Chairman	Fred Cafasso	PlanBd		0	0	0	\$2,200	\$2,200	\$2,200
01-175-1-5191	Board Member	Michael O'Connor	PlanBd		0	0	0	\$2,000	\$2,000	\$2,000
01-175-1-5191	Board Member	James Tarr	PlanBd		0	0	0	\$2,000	\$2,000	\$2,000
01-175-1-5191	Board Member	Shayane Rangel	PlanBd		0	0	0	\$2,000	\$2,000	\$2,000
01-175-1-5191	Board Member	Leo Pizzano Jr.	PlanBd		0	0	0	\$2,000	\$2,000	\$2,000
01-175-1-5191	Alternate Board Member	Michael Hart	PlanBd		0	0	0	\$2,000	\$2,000	\$2,000
01-175-1-5191	Alternate Board Member	Vacant	PlanBd		0	0	0	\$2,000	\$2,000	\$2,000
					0	0	0			
175	Planning Board TOTAL									
							Stipends (5191)	\$14,200	\$14,200	\$14,200
							Telecommunications (5340)	\$100	\$100	\$100
							Personnel Total:	\$14,300	\$14,300	\$14,300
Notes to Budget:										
.										

(175) Planning Board - Notes to Budget

	FY25 Budget	FY26 Request	\$ + / -	% + / -	
<u>Personnel Services</u>					
Stipend	14,200	14,200	\$0	0%	For Messrs. Cafasso (Chairman), O'Connor, Tarr, Rangel, Pizzano, and Hart, as well as funding for the one vacant seat (Alternate Member).
Telecommunications	100	100	\$0	0%	Level funded for phone reimbursement for Mr. Cafasso.
Total Personnel Services	\$14,300	\$14,300	\$0	0%	
<u>General Operating Expenses</u>					
Other Expenses	0	0	\$0	#DIV/0!	New GL Account
Office Supplies	100	100	\$0	0%	Level funded for miscellaneous office supplies.
Total Expenditures	\$100	\$100	\$0	0%	
 Total Planning	 \$14,400	 \$14,400	 \$0	 0%	

City of Everett
Everett Budget Council Summary Report
FY2026 City Budget - NO SCHOOLS

176 - ZONING BOARD OF APPEALS		FY2024	FY2025	FY2025	FY2026	FY2026 Mayor	FY2026 Council
Account Number	Account Description	Expended	Budget	Expended	Requested	Recommended	Approved
PERSONNEL							
01-176-1-5191	BOARD OF APPEALS STIPEND	\$12,979.26	\$14,600.00	\$9,146.91	\$14,600.00	\$14,600.00	\$14,600.00
01-176-1-5340	TELECOMMUNICATIONS BOARD OF	\$0.00	\$96.00	\$8.00	\$96.00	\$96.00	\$96.00
PERSONNEL Total:		\$12,979.26	\$14,696.00	\$9,154.91	\$14,696.00	\$14,696.00	\$14,696.00
EXPENSES							
01-176-2-5420	OFFICE SUPPLIES	\$334.78	\$500.00	\$491.62	\$500.00	\$500.00	\$500.00
EXPENSES Total:		\$334.78	\$500.00	\$491.62	\$500.00	\$500.00	\$500.00
176 ZONING BOARD OF APPEALS Total:		\$13,314.04	\$15,196.00	\$9,646.53	\$15,196.00	\$15,196.00	\$15,196.00
GENERAL FUND Total:		\$13,314.04	\$15,196.00	\$9,646.53	\$15,196.00	\$15,196.00	\$15,196.00
Grand Total:		\$13,314.04	\$15,196.00	\$9,646.53	\$15,196.00	\$15,196.00	\$15,196.00

176	ZONING BOARD OF APPEALS									
	PERSONNEL SERVICES									
						FY26	FY26			FY26
					FY25	DEPT	MAYOR		FY26	MAYOR
			CLASS/ STEP	HOURS	F T E STAFF	F T E REQ	F T E REC	FY25 APPROPRIATION	DEPT REQUEST	& Council REC
01-176-1-5191	Chairman	Rebecca Edmonson-Koran	BOA		0	0	0	\$2,800	\$2,800	\$2,800
01-176-1-5191	Board Member	Ashmael Brun	BOA		0	0	0	\$2,200	\$2,200	\$2,200
01-176-1-5191	Board Member	Mary Gerace	BOA		0	0	0	\$2,200	\$2,200	\$2,200
01-176-1-5191	Board Member	Derek Shooster	BOA		0	0	0	\$2,200	\$2,200	\$2,200
01-176-1-5191	Board Member	Jean Theimitus	BOA		0	0	0	\$2,200	\$2,200	\$2,200
01-176-1-5191	Associate Member	Vacant	BOA		0	0	0	\$1,500	\$1,500	\$1,500
01-176-1-5191	Associate Member	Vacant	BOA		0	0	0	\$1,500	\$1,500	\$1,500
					0	0	0			
176	Board of Appeals TOTAL									
						Stipends (5191)		\$14,600	\$14,600	\$14,600
						Telecommunications (5340)		\$96	\$96	\$96
						Personnel Total:		\$14,696	\$14,696	\$14,696
Notes to Budget:										
.										

(176) Zoning Board of Appeals - Notes to Budget

	FY25 Budget	FY26 Request	\$ + / -	% + / -	
<u>Personnel Services</u>					
Stipend	14,600	14,600	\$0	0%	Stipend paid to members.
Telecommunications	96	96	\$0	0%	Phone reimbursement to Ms. Gerace.
Total Personnel Services	\$14,696	\$14,696	\$0	0%	
 <u>General Operating Expenses</u>					
Other Charges	0	0	\$0	#DIV/0!	New GL Account
Office Supplies	500	500	\$0	0%	Level funded for postage and miscellaneous office supplies.
Total Expenditures	\$500	\$500	\$0	0%	
 Total Zoning BOA	 \$15,196	 \$15,196	 \$0	 0%	

City of Everett
Everett Budget Council Summary Report
FY2026 City Budget - NO SCHOOLS

210 - POLICE DEPARTMENT		FY2024	FY2025	FY2025	FY2026	FY2026 Mayor	FY2026 Council
Account Number	Account Description	Expended	Budget	Expended	Requested	Recommended	Approved
PERSONNEL							
01-210-1-5111	SALARIES POLICE DEPARTMENT	\$13,317,706.52	\$15,402,334.00	\$13,341,643.37	\$15,811,815.00	\$15,811,815.00	\$15,811,815.00
01-210-1-5113	PART TIME POLICE DEPARTMENT	\$44,720.00	\$60,493.00	\$1,887.99	\$0.00	\$0.00	\$0.00
01-210-1-5130	OVERTIME POLICE DEPARTMENT	\$541,833.25	\$1,300,000.00	\$1,009,969.85	\$1,800,000.00	\$1,800,000.00	\$1,800,000.00
01-210-1-5140	HOLIDAY POLICE DEPARTMENT	\$980,092.45	\$1,152,434.00	\$944,996.22	\$1,148,887.00	\$1,148,887.00	\$1,148,887.00
01-210-1-5142	NIGHT DIFFERENTIALS POLICE	\$403,504.44	\$391,604.00	\$336,911.56	\$421,448.00	\$421,448.00	\$421,448.00
01-210-1-5143	LONGEVITY POLICE DEPARTMENT	\$15,850.00	\$177,241.00	\$67,047.64	\$11,700.00	\$11,700.00	\$11,700.00
01-210-1-5144	ABOVE GRADE DIFFERENTIALS POLICE	\$15,832.22	\$16,000.00	\$11,536.67	\$16,000.00	\$16,000.00	\$16,000.00
01-210-1-5145	EMT CERTIFICATION POLICE	\$4,068.52	\$4,000.00	\$3,219.65	\$4,000.00	\$4,000.00	\$4,000.00
01-210-1-5146	SENIOR PATROL STIPEND POLICE	\$55,334.00	\$68,065.00	\$2,744.61	\$59,447.00	\$59,447.00	\$59,447.00
01-210-1-5147	LICENSE TO CARRY STIPEND POLICE	\$249,616.09	\$259,151.00	\$165,648.57	\$177,605.00	\$177,605.00	\$177,605.00
01-210-1-5148	BREATHALYZER STIPEND POLICE	\$64,567.42	\$69,385.00	\$63,150.15	\$83,636.00	\$83,636.00	\$83,636.00
01-210-1-5149	SPECIAL DUTY POLICE DEPARTMENT	\$162,398.00	\$147,500.00	\$128,693.73	\$150,918.00	\$150,918.00	\$150,918.00
01-210-1-5156	COURT TIME POLICE DEPARTMENT	\$106,483.25	\$180,000.00	\$90,337.24	\$180,000.00	\$180,000.00	\$180,000.00
01-210-1-5191	CROSSING GUARDS & MATRONS POLICE	\$281,725.72	\$310,535.00	\$136,976.07	\$263,926.00	\$263,926.00	\$263,926.00
01-210-1-5193	CLOTHING ALLOWANCE POLICE	\$186,869.74	\$207,100.00	\$141,171.43	\$235,700.00	\$235,700.00	\$235,700.00
01-210-1-5194	LANGUAGE STIPEND POLICE	\$26,505.64	\$15,000.00	\$14,222.78	\$17,557.00	\$17,557.00	\$17,557.00
01-210-1-5195	MPTC POLICE DEPARTMENT	\$15,754.52	\$16,500.00	\$12,781.97	\$13,040.00	\$13,040.00	\$13,040.00
01-210-1-5198	TRAINING STIPEND POLICE	\$0.00	\$0.00	\$346,192.55	\$491,514.00	\$491,514.00	\$491,514.00
01-210-1-5199	SUPERVISOR STIPEND POLICE	\$0.00	\$0.00	\$47,850.37	\$83,636.00	\$83,636.00	\$83,636.00
PERSONNEL Total:		\$16,472,861.78	\$19,777,342.00	\$16,866,982.42	\$20,970,829.00	\$20,970,829.00	\$20,970,829.00
EXPENSES							
01-210-2-5245	RADIO MAINTENANCE	\$15,685.08	\$35,184.00	\$23,451.81	\$51,000.00	\$51,000.00	\$51,000.00
01-210-2-5246	RADIO-GRTR BOS POLICE COUNCIL	\$2,533.35	\$5,000.00	\$5,000.00	\$7,675.00	\$7,675.00	\$7,675.00
01-210-2-5318	DATA HANDLING	\$90,131.32	\$96,646.03	\$89,757.65	\$181,000.00	\$181,000.00	\$181,000.00
01-210-2-5320	PROFESSIONAL SERVICES /ROCA	\$34,945.00	\$0.00	\$0.00	\$0.00	\$0.00	\$0.00
01-210-2-5340	TELECOMMUNICATIONS	\$52,467.98	\$40,883.10	\$29,866.77	\$60,000.00	\$60,000.00	\$60,000.00
01-210-2-5343	TICKET PRINTING	\$15,066.36	\$17,148.20	\$13,248.20	\$30,000.00	\$30,000.00	\$30,000.00
01-210-2-5344	POSTAGE	\$3,145.93	\$3,200.00	\$2,775.85	\$3,700.00	\$3,700.00	\$3,700.00
01-210-2-5374	TICKET PROCESSING & TICKETS	\$96,779.90	\$104,766.90	\$104,766.90	\$180,000.00	\$180,000.00	\$180,000.00

City of Everett
Everett Budget Council Summary Report
FY2026 City Budget - NO SCHOOLS

210 - POLICE DEPARTMENT		FY2024	FY2025	FY2025	FY2026	FY2026 Mayor	FY2026 Council
Account Number	Account Description	Expended	Budget	Expended	Requested	Recommended	Approved
EXPENSES							
01-210-2-5420	OFFICE SUPPLIES	\$29,920.40	\$31,558.78	\$26,929.15	\$35,000.00	\$35,000.00	\$35,000.00
01-210-2-5580	EQUIPMENT	\$46,119.41	\$65,660.31	\$42,275.13	\$80,000.00	\$80,000.00	\$80,000.00
01-210-2-5583	ANIMAL CONTROL EXPENSES	\$7,180.00	\$7,800.00	\$4,695.00	\$50,000.00	\$50,000.00	\$50,000.00
01-210-2-5588	AMMUNITION	\$17,523.19	\$29,100.00	\$29,100.00	\$50,000.00	\$50,000.00	\$50,000.00
01-210-2-5710	PROFESSIONAL SERVICES	\$2,657.20	\$2,299.00	\$2,299.00	\$7,500.00	\$7,500.00	\$7,500.00
01-210-2-5712	ACADEMY/TRAINING/TRAVEL	\$19,990.93	\$27,403.68	\$24,660.47	\$50,000.00	\$50,000.00	\$50,000.00
01-210-2-5717	CANINE EXPENSES	\$7,027.91	\$6,500.00	\$5,309.72	\$20,000.00	\$20,000.00	\$20,000.00
01-210-2-5722	ACCREDITATION	\$0.00	\$0.00	\$0.00	\$10,000.00	\$10,000.00	\$10,000.00
01-210-2-5765	OTHER CHARGES	\$0.00	\$119.25	\$119.25	\$0.00	\$0.00	\$0.00
01-210-2-5785	MEALS FOR PRISONERS	\$5,375.49	\$5,500.00	\$3,539.17	\$6,500.00	\$6,500.00	\$6,500.00
EXPENSES Total:		\$446,549.45	\$478,769.25	\$407,794.07	\$822,375.00	\$822,375.00	\$822,375.00
CAPITAL IMPROVEMENTS							
01-210-3-5859	BALLISTIC VESTS	\$36,712.62	\$0.00	\$0.00	\$0.00	\$0.00	\$0.00
01-210-3-5864	PORTABLE RADIOS	\$125,081.31	\$0.00	\$0.00	\$0.00	\$0.00	\$0.00
CAPITAL IMPROVEMENTS Total:		\$161,793.93	\$0.00	\$0.00	\$0.00	\$0.00	\$0.00
210 POLICE DEPARTMENT Total:		\$17,081,205.16	\$20,256,111.25	\$17,274,776.49	\$21,793,204.00	\$21,793,204.00	\$21,793,204.00
GENERAL FUND Total:		\$17,081,205.16	\$20,256,111.25	\$17,274,776.49	\$21,793,204.00	\$21,793,204.00	\$21,793,204.00
Grand Total:		\$17,081,205.16	\$20,256,111.25	\$17,274,776.49	\$21,793,204.00	\$21,793,204.00	\$21,793,204.00

210 POLICE DEPARTMENT			
	FY25 APPROPRIATION	FY26 DEPT REQUEST	FY26 MAYOR AND COUNCIL REC
Chief, Patrolmen and Superior FTE	126	123	123
Salary Quinns (5111)	\$ 14,184,331.55	\$ 14,286,450	\$ 14,286,450.00
Holiday (5140)	\$ 1,152,434	\$ 1,148,887	\$ 1,148,887.00
Night Shift (5142)	\$ 391,604	\$ 421,448	\$ 421,448
Longevity (5143)	\$ 167,090	\$ -	\$ -
Senior Patrol (5146)	\$ 68,065	\$ 59,447	\$ 59,447
EMT (5145)	\$ 4,000	\$ 4,000	\$ 4,000
License to Carry (5147)	\$ 259,151	\$ 177,605	\$ 177,605
Breathelizer (5148)	\$ 69,385	\$ 83,636	\$ 83,636
Special Duty (5149)	\$ 147,500	\$ 150,918	\$ 150,918
Clothing Allowance (5193)	\$ 198,400	\$ 221,000	\$ 221,000
Language (5194)	\$ 15,000	\$ 17,557	\$ 17,557
MPTC Inst (5195)	\$ 16,500	\$ 13,040	\$ 13,040
Training Stipend-POST (5198)	\$ -	\$ 491,514	\$ 491,514
Superv. Stipend (5199)	\$ -	\$ 83,636	\$ 83,636
Total Police Officers:	\$ 16,673,461	\$ 17,159,138	\$ 17,159,138
Civilians FTE	20	24	\$ 24
Salary Civilian (5111)	\$ 1,218,001	\$ 1,525,365	\$ 1,525,365
Part-time (5113)	\$ 60,493	\$ -	\$ -
Longevity (5143)	\$ 10,151	\$ 11,700	\$ 11,700
Crossing Guard and Matron Stipend (5191)	\$ 310,535	\$ 263,926	\$ 263,926
Clothing Allowance (5193)	\$ 8,700	\$ 14,700	\$ 14,700
Night Shift (5142)	\$ 9,490	\$ 10,000	\$ 10,000
Total Civilians:	\$ 1,617,370	\$ 1,825,691	\$ 1,825,691
Police Department Total FTE:	146	147	147
Salary (5111)	\$ 15,402,334	\$ 15,811,815	\$ 15,811,815
Part-time (5113)	\$ 60,493	\$ -	\$ -
Overtime ((5130)	\$ 1,300,000	\$ 1,800,000	\$ 1,800,000
Holiday (5140)	\$ 1,152,434	\$ 1,148,887	\$ 1,148,887
Night Shift (5142)	\$ 391,604	\$ 421,448	\$ 421,448
Longevity (5143)	\$ 177,241	\$ 11,700	\$ 11,700
Above Grade Differential (5144)	\$ 16,000	\$ 16,000	\$ 16,000
EMT (5145)	\$ 4,000	\$ 4,000	\$ 4,000
Senior Patrol (5146)	\$ 68,065	\$ 59,447	\$ 59,447
License to Carry (5147)	\$ 259,151	\$ 177,605	\$ 177,605
Breathelizer (5148)	\$ 69,385	\$ 83,636	\$ 83,636
Special Duty Stipend (5149)	\$ 147,500	\$ 150,918	\$ 150,918
Court Time (5156)	\$ 180,000	\$ 180,000	\$ 180,000
Crossing Guard and Matron Stipend (5191)	\$ 310,535	\$ 263,926	\$ 263,926
Clothing Allowance (5193)	\$ 207,100	\$ 235,700	\$ 235,700
Language Stipend (5194)	\$ 15,000	\$ 17,557	\$ 17,557
MPTC Instructor (5195)	\$ 16,500	\$ 13,040	\$ 13,040
Training Stipend-POST (5198)	\$ -	\$ 491,514	\$ 491,514
Superv. Stipend (5199)	\$ -	\$ 83,636	\$ 83,636
Police Department Personnel Total:	\$ 19,777,342	\$ 20,970,829	\$ 20,970,829

Civilians Police Department			FY25		FY26					
						FY26	FY26			FY26
					FY25	DEPT	MAYOR		FY26	MAYOR
					F T E	F T E	F T E	FY25	DEPT	& COUNCIL
			Hours		STAFF	REQ	REC	APPROPRIATION	REQUEST	REC
01-210-1-5111	IT Manager Police ⁸	Vacant	UNCL	35	0	1	1	\$0	\$100,000	\$100,000
01-210-1-5111	Crime/Research Analyst ²	Melissa Trzepacz	UNCL	35	1	1	1	\$79,310	\$81,689	\$81,689
01-210-1-5143	Crime/Research Analyst	Melissa Trzepacz	Longevity					\$650	\$650	\$650
01-210-1-5111	Police Ops Support Admin ²	Joanne Parris	UNCL	35	1	1	1	\$59,478	\$61,263	\$61,263
01-210-1-5143	Police Ops Support Admin	Joanne Parris	Longevity					\$1,500	\$1,500	\$1,500
01-210-1-5111	Assistant Crime/Research Analyst ²	Sarah Herrmann	UNCL	35	1	1	1	\$72,100	\$74,263	\$74,263
01-210-1-5111	Domestic Violence Advocate Dir. ²	Deborah Romvos	UNCL	40	1	1	1	\$55,620	\$57,289	\$57,289
01-210-1-5143	Domestic Violence Advocate Director	Deborah Romvos	Longevity					\$850	\$850	\$850
01-210-1-5111	Animal Control Officer ³	Stacia Gorgone	W-7U/4	40	1	1	1	\$65,562	\$67,528	\$67,528
01-210-1-5143	Animal Control Officer ³	Stacia Gorgone	Longevity					\$0	\$900	\$900
01-210-1-5193	Parking Control Officers / Days	Stacia Gorgone	Clothing					\$700	\$700	\$700
01-210-1-5111	Director	Adriana Indrisano (prev Chad L.)	UNCL	35	1	1	1	\$108,741	\$111,650	\$111,650
01-210-1-5143	Director	Adriana Indrisano	Longevity					\$0	\$0	\$0
01-210-1-5111	Director	Adriana Indrisano	Stipend					\$0	\$0	\$0
01-210-1-5111	Parking Control Officers / Days ⁴	Fritznel Narcisse	SEIU/6/day	35	1	1	1	\$51,795	\$53,145	\$53,145
01-210-1-5143	Parking Control Officers / Days	Fritznel Narcisse	Longevity					\$1,200	\$1,250	\$1,250
01-210-1-5193	Parking Control Officers / Days	Fritznel Narcisse	Clothing					\$1,000	\$1,000	\$1,000
01-210-1-5111	Parking Control Officers / Days ⁴	Frantzy Jabouin	SEIU/6/night	35	1	1	1	\$53,622	\$54,965	\$54,965
01-210-1-5143	Parking Control Officers / Days	Frantzy Jabouin	Longevity					\$0	\$1,000	\$1,000
01-210-1-5193	Parking Control Officers / Days	Frantzy Jabouin	Clothing					\$1,000	\$1,000	\$1,000
01-210-1-5111	Parking Control Officers / Days ⁴	Kenneth Giannelli	SEIU/3/night	35	1	1	1	\$53,622	\$50,447	\$50,447
01-210-1-5193	Parking Control Officers / Days	Kenneth Giannelli	Clothing					\$1,000	\$1,000	\$1,000
01-210-1-5111	Parking Control Officers / Days ⁴	Eric Faymen	SEIU/3/day	35	1	1	1	\$47,849	\$48,627	\$48,627
01-210-1-5193	Parking Control Officers / Days	Eric Faymen	Clothing					\$1,000	\$1,000	\$1,000
01-210-1-5111	Parking Control Officers / Nights ⁴	KELLEY KENYON	SEIU/6/day	35	0.86	1	1	\$51,795	\$53,145	\$53,145
01-210-1-5143	Parking Control Officers / Nights	Kelley Kenyan	Longevity					\$1,200	\$1,250	\$1,250
01-210-1-5193	Parking Control Officers / Nights	Kelley Kenyan	Clothing					\$1,000	\$1,000	\$1,000
01-210-1-5111	Parking Control Officers / Nights ⁴	Anthony Iuliano	SEIU/6/night	35	0.86	1	1	\$41,405	\$54,965	\$54,965
01-210-1-5193	Parking Control Officers / Nights	Anthony Iuliano	Clothing					\$1,000	\$1,000	\$1,000
01-210-1-5111	Parking Control Officers / Nights ⁴	BRIAN GIANNELLI	SEIU/6/night	35	0.86	1	1	\$46,354	\$54,965	\$54,965
01-210-1-5193	Parking Control Officers / Days	Brian Gianelli	Clothing					\$1,000	\$1,000	\$1,000
01-210-1-5111	Parking Control Officers / Nights ⁴	Philip Mastrocola	SEIU/3/night	35	0.86	1	1	\$41,405	\$50,447	\$50,447
01-210-1-5193	Parking Control Officers / Days	Philip Mastrocola	Clothing					\$1,000	\$1,000	\$1,000
01-210-1-5111	Parking Control Officers / Days	Vacant-overnight	SEIU/1	35	0	1	1	\$0	\$47,654	\$47,654
01-210-1-5193	Parking Control Officers / Days	Vacant	Clothing					\$0	\$1,000	\$1,000
01-210-1-5111	Parking Control Officers / Nights	Vacant-afternoon	SEIU/1	35	0	1	1	\$0	\$47,648	\$47,648
01-210-1-5193	Parking Control Officers / Days	Vacant	Clothing					\$0	\$1,000	\$1,000
										Continued...

[illegible]

Notes to Budget:										
Superior & Patrol Officers salary 3% increase in anticipation of contract negotiations.										
¹ Chief Police annual salary is contractual.										
² 3% COLA on administrative salary.										
³ Local 25 DPW 3% increase in anticipation of a new contract.										
⁴ Parking Enforcement union 3% increase plus change from 30 to 35 for afternoon shift.										
⁵ Local 25 Clerical union increase 3% per pending contract/ Kristy Kelly changes from A-6U/5 to A-6U/6/ Karla Marquez from C-6U/2 to C-6U3 (Incorrect Budget in FY25)/ Brianna Sweeny replaced PT Karen Greene										
⁶ Salary adjustment by 3% for Matron position, currently vacant										
⁷ Names see below:										
1 CASTIELLO, GEORGE										
2 CRAWFORD, THERESA										
3 DANIELS JOHN										
4 DEGENOVA, JEAN										
5 DEMAMBRO RICHARD										
6 DEMETRIO, CHIRSTINE										
7 FINNIGAN THOMAS										
8 KIRNON, ELROY										
9 LE, HUONG										
10 NELSON, DOUGLAS										
11 RIDLON, CAROL										
12 SADLER, THERESA										
13 SOULE, DOUGLAS										
14 TERMINIELLO, TINA										
15 VIL VOLMAR UVETTA										
16 WINSOR, JOHN										
⁸ Requesting IT Manager for Police department only										

(210) Police Department - Notes to Budget

	FY25 Budget	FY26 Request	\$ + / -	% + / -	
Personnel Services					
Salaries	15,402,334	15,811,815	409,481	3%	Chief's salary is contractual. Patrol and Superior Officers union salaries have increased 3% in anticipation of contract settlement. Local 25 Clerical & DPW union increased 3% in anticipation of a new contract. Parking Enforcement union increased 3%. 7 Officers will be paid by GEU. 3% COLA on administrative salary.
Part Time Salaries	60,493	0	(60,493)	-100%	Requesting IT manager for dedicated to Police department. PT position reclassified to FT
Overtime	1,300,000	1,800,000	500,000	38%	Ensure proper staffing during vacation, long term sick, injured in Patrol Ops, etc. For city events that request police presence, mountain bikes, investigative man-hours on serious offenses i.e. murder, rape, robbery; Other police initiatives. Blended OT rate will include some stipends, increasing the cost of OT.
Holiday	1,152,434	1,148,887	(3,547)	0%	All sworn officers in department this money based on formula.
Night Differentials	391,604	421,448	29,844	8%	All officers working after 4 pm receive this. 2/3 patrol are on nights. If they bang out sick, you pay sick officer and their fill-in. It is paid to officers on OT who are filling in or on other nighttime assignment. Upgraded by 1.375 per MOA.
Longevity	177,241	11,700	(165,541)	-93%	For civilian personnel. Longevity is part of the base for officers.
Above Grade Differentials	16,000	16,000	0	0%	Paid to officers working out of grade. Normally for Sgt's who are acting as Officer in Charge of Shift when the Lt. is out. Also, to Captains when the Chief designates them as Acting Chief.
EMT Certification	4,000	4,000	0	0%	\$500 per officer with EMT Training.
Senior Patrol Stipend	68,065	59,447	(8,618)	-13%	An annual payment to Patrolmen only who have fifteen years or more on the job. It is 3% of base salary.
License to Carry Stipend	259,151	177,605	(81,546)	-31%	2% on base salary. Paid to Patrol Officers who maintain LTC. Superior officers LTC is part of the base.
Breathalyzer Stipend	69,385	83,636	14,251	21%	2% on base salary. Paid to Superior Officers who maintain certification.
Special Duty	147,500	150,918	3,418	2%	\$3,500 to any who are assigned special duty, on call, specialized training.
Court Time	180,000	180,000	0	0%	OT that is paid to officers for all court appearances when they are off duty. This includes District, Superior and Federal Court, Grand Jury sessions and probation surrender hearings. Also for civil actions taken against officers where they are expected to testify.
Crossing Guards/Matrons Stipend	310,535	263,926	(46,609)	-15%	For Detention Supervisors (\$36k) and the Crossing Guards (\$227k).
Clothing Allowance	207,100	235,700	28,600	14%	Paid to all sworn officers in 2 installments yearly for a total of \$1,600 each for clothing purchase & maintenance. \$20K for Honor Guard. \$4K for high visibility clothing for parking enforcement.
Language Stipend	15,000	17,557	2,557	17%	\$500 per officer fluent in foreign language.
MPTC Instructor Stipend	16,500	13,040	(3,460)	-21%	\$500 per officer who is MPTC Instructor certified.
Training Stipend PD	0	491,514	491,514	#DIV/0!	Post stipend per contract
Supervisor Stipend	0	83,636	83,636	#DIV/0!	Supervisor stipend per contract
Total Personnel Services	\$19,777,342	\$20,970,829	\$1,193,487	6%	

Continued...

General Operating Expenses

Radio Maintenance	37,000	51,000	14,000	38%	Increased due to increases in headcount, maintenance and spare parts prices. Contract to maintain all mobile and portable radio equipment. Approximately 146 portable and over 39 mobile radios.
Radio-Grtr Bos Police Counsel	5,000	7,675	2,675	54%	Increase in dues. Contract to use BAPERN radio network and foreign language line for non-English speaking people.
					NEW DIGITAL EVIDENCE SERVER, Increased due to new equipment, license renewals and replacement of outdated hardware/software. Fingerprint scanner replacement. Contract to maintain the department's in house records management system as well as other software programs, DHQ, IA Pro, etc., IT Services contracts. Hard drives, SSD hard drives, Wi-Fi and UPS. Computers in cruisers, interview room system (audio & visual), digital evidence retrieval, cruiser key lock box and tracker. Multiple licenses for various police software programs. FOIA, Web-site hosting, email exchange certificate, Cloud back-ups and anti-virus, miscellaneous IT parts.
Data Handling	106,000	181,000	75,000	71%	
Telecommunications	45,650	60,000	14,350	31%	Contract for department issued phones, mobile computers assigned to police vehicles and detectives. Police messaging app for phones.
Ticket Printing	21,000	30,000	9,000	43%	Increased due to increasing fees. For the printing of all parking tickets.
Postage	3,200	3,700	500	16%	For all postage that is mailed from the department.
Ticket Processing & Tickets	100,000	180,000	80,000	80%	The company that processes all parking tickets and resident stickers. Costs have increased over the past two years and the last 2 years have been \$170,000 each.
Office Supplies	32,000	35,000	3,000	9%	Increased due to office upgrades. Includes various types of paper, envelopes, latex gloves, replacement paper shredders, replacement office chairs, storage boxes, calendars, notebooks, appointment books, case folders, batteries, various labels, ink cartridges, office chairs and office workstations
Professional Services/ROCA	0	0	0	#DIV/0!	No requesting funding for FY26
Equipment	48,000	80,000	32,000	67%	All officer issued equipment to include firearms, holsters, Tasers, handcuffs, pepper spray, batons, batteries for portable radios, software and computer related support equipment. Antennas for cruisers. Upgrade video/audio system in jail cell area. Crime scene equipment, shredding machine, chairs for front office
Animal Control Expenses	7,800	50,000	42,200	541%	Costs for new kennel (Ocean View) Animals are held until they are claimed by owners, adopted or euthanized, ACO training and professional development.
Ammunition	29,100	50,000	20,900	72%	All ammunition for police firearms to include pistols, shotguns, rifles, submachine guns, sniper rifles, tear gas canisters, pepper spray. Ammo is used for training purposes so that officers are trained and proficient in use of weapons. State mandate requires training 2x per year.
Professional Development	4,000	7,500	3,500	88%	Dues for professional organizations like the Mass Chiefs, Major City Chiefs, Int'l Chiefs Associations and Police Exec Research Forum Group and executive training conference fees, Chiefs in Service training
Academy/Training/Travel	27,900	50,000	22,100	79%	For all academy tuition for new officers at approx. \$3K per trainee. Tuition associated with professional development classes for supervisors, specialized training for patrol and detectives. Travel expenses for officers sent on training that includes travel from the local area, courthouse parking, books for courses, etc.
Canine Expenses	6,500	20,000	13,500	208%	All dog food, vet visits, leashes, collars, medicines, boarding costs, protective equipment, harnesses, training equipment.
Accreditation	0	10,000	10,000	#DIV/0!	To maintain accreditation
Meals for Prisoners	5,500	6,500	1,000	18%	Meals to feed all arrestees that end up in custody overnight/weekends.
Other Charges	119	0	(119)	-100%	
Total Expenditures	\$478,769	\$822,375	\$343,606	72%	
Total	\$20,256,111	\$21,793,204	\$1,537,093	8%	

City of Everett
Everett Budget Council Summary Report
FY2026 City Budget - NO SCHOOLS

220 - FIRE DEPARTMENT							
Account Number	Account Description	FY2024 Expended	FY2025 Budget	FY2025 Expended	FY2026 Requested	FY2026 Mayor Recommended	FY2026 Council Approved
PERSONNEL							
01-220-1-5111	SALARIES FIRE DEPARTMENT	\$10,151,955.89	\$9,995,292.52	\$8,639,479.28	\$10,275,033.00	\$10,275,033.00	\$10,275,033.00
01-220-1-5114	CALL IN SHIFT FIRE DEPARTMENT	\$0.00	\$5,200.00	\$1,000.00	\$5,200.00	\$5,200.00	\$5,200.00
01-220-1-5130	OVERTIME FIRE DEPARTMENT	\$1,565,034.89	\$2,036,480.48	\$1,726,530.18	\$2,000,000.00	\$2,000,000.00	\$2,000,000.00
01-220-1-5131	OVERTIME FP COMMUNITY EVENTS	\$0.00	\$0.00	\$0.00	\$10,000.00	\$10,000.00	\$10,000.00
01-220-1-5133	OVERTIME TRAINING	\$0.00	\$0.00	\$0.00	\$40,000.00	\$40,000.00	\$40,000.00
01-220-1-5140	HOLIDAY FIRE DEPARTMENT	\$355,014.82	\$901,958.00	\$863,705.18	\$928,503.00	\$928,503.00	\$928,503.00
01-220-1-5141	ADJUNCT EDUCATION FIRE	\$277,565.72	\$281,400.00	\$281,577.85	\$302,200.00	\$302,200.00	\$302,200.00
01-220-1-5142	SHIFT DIFFERENTIAL FIRE	\$214,490.39	\$250,000.00	\$194,730.03	\$257,000.00	\$257,000.00	\$257,000.00
01-220-1-5143	LONGEVITY FIRE DEPARTMENT	\$173,900.00	\$158,250.00	\$128,772.39	\$191,350.00	\$191,350.00	\$191,350.00
01-220-1-5144	ABOVE GRADE DIFFERENTIALS FIRE	\$104,928.97	\$132,000.00	\$39,321.98	\$135,960.00	\$135,960.00	\$135,960.00
01-220-1-5145	DEFIBRILATOR STIPENDS FIRE	\$113,622.14	\$112,000.00	\$750.00	\$115,000.00	\$115,000.00	\$115,000.00
01-220-1-5147	HAZARDOUS DUTY PAY FIRE	\$706,259.34	\$1,012,968.00	\$972,978.03	\$1,081,481.00	\$1,081,481.00	\$1,081,481.00
01-220-1-5151	EMT STIPEND FIRE DEPARTMENT	\$502,832.25	\$1,061,205.00	\$745,610.02	\$1,092,437.00	\$1,092,437.00	\$1,092,437.00
01-220-1-5158	MEDICAL EXPENSE STIPEND FIRE	\$385,576.43	\$526,363.00	\$380,488.41	\$446,906.00	\$446,906.00	\$446,906.00
01-220-1-5192	OVERTIME MEAL ALLOWANCE FIRE	\$105,000.00	\$125,000.00	\$32,430.00	\$125,000.00	\$125,000.00	\$125,000.00
01-220-1-5193	CLOTHING ALLOWANCE FIRE	\$219,650.50	\$179,200.00	\$172,400.00	\$179,200.00	\$179,200.00	\$179,200.00
01-220-1-5194	CERTIFICATIONS FIRE DEPARTMENT	\$440,072.03	\$482,800.00	\$236,035.47	\$448,000.00	\$448,000.00	\$448,000.00
PERSONNEL Total:		\$15,315,903.37	\$17,260,117.00	\$14,415,808.82	\$17,633,270.00	\$17,633,270.00	\$17,633,270.00
EXPENSES							
01-220-2-5214	EYEGLASS REPLACEMENT	\$1,548.74	\$4,000.00	\$2,214.35	\$5,000.00	\$5,000.00	\$5,000.00
01-220-2-5240	EQUIPMENT MAINTENANCE	\$147,977.55	\$186,400.00	\$151,591.94	\$198,500.00	\$198,500.00	\$198,500.00
01-220-2-5245	RADIO MAINTENANCE	\$4,745.72	\$47,000.00	\$29,586.75	\$50,000.00	\$50,000.00	\$50,000.00
01-220-2-5253	BLS-1 OPERATING FUNDS	\$114,546.86	\$125,000.00	\$1,130.98	\$0.00	\$0.00	\$0.00
01-220-2-5254	IT SUPPLIES	\$5,743.03	\$8,000.00	\$949.80	\$28,000.00	\$28,000.00	\$28,000.00
01-220-2-5261	APPARATUS TESTING	\$2,635.00	\$10,000.00	\$2,143.00	\$10,000.00	\$10,000.00	\$10,000.00
01-220-2-5340	TELECOMMUNICATIONS	\$15,136.02	\$25,000.00	\$18,886.67	\$35,000.00	\$35,000.00	\$35,000.00
01-220-2-5420	OFFICE SUPPLIES	\$7,822.93	\$8,000.00	\$2,631.29	\$8,000.00	\$8,000.00	\$8,000.00
01-220-2-5510	TRAINING	\$32,910.19	\$48,600.00	\$22,381.05	\$30,000.00	\$30,000.00	\$30,000.00
01-220-2-5580	REPLACEMENT FIRE FIGHTING SUPP &	\$27,106.80	\$40,000.00	\$26,044.81	\$50,000.00	\$50,000.00	\$50,000.00

City of Everett
Everett Budget Council Summary Report
FY2026 City Budget - NO SCHOOLS

220 - FIRE DEPARTMENT		FY2024	FY2025	FY2025	FY2026	FY2026 Mayor	FY2026 Council
Account Number	Account Description	Expended	Budget	Expended	Requested	Recommended	Approved
EXPENSES							
01-220-2-5581	STATION SUPPLIES	\$33,344.82	\$35,000.00	\$23,631.25	\$40,000.00	\$40,000.00	\$40,000.00
01-220-2-5590	MEDICAL SUPPLIES	\$23,200.31	\$40,000.00	\$20,625.44	\$40,000.00	\$40,000.00	\$40,000.00
01-220-2-5656	METRO FIRE	\$5,000.00	\$5,000.00	\$5,000.00	\$5,000.00	\$5,000.00	\$5,000.00
01-220-2-5703	PERSONAL PROTECTION EQUIPMENT	\$37,356.43	\$60,000.00	\$399.00	\$66,000.00	\$66,000.00	\$66,000.00
01-220-2-5710	PROFESSIONAL DEVELOPMENT	\$4,632.79	\$10,000.00	\$925.00	\$30,000.00	\$30,000.00	\$30,000.00
01-220-2-5746	EMERGENCY MANAGEMENT PROGRAM	\$32,726.00	\$40,000.00	\$37,535.51	\$25,000.00	\$25,000.00	\$25,000.00
01-220-2-5765	OTHER CHARGES	\$0.00	\$707.57	\$39.15	\$0.00	\$0.00	\$0.00
EXPENSES Total:		\$496,433.19	\$692,707.57	\$345,715.99	\$620,500.00	\$620,500.00	\$620,500.00
CAPITAL IMPROVEMENTS							
CAPITAL IMPROVEMENTS Total:		\$0.00	\$0.00	\$0.00	\$0.00	\$0.00	\$0.00
220 FIRE DEPARTMENT Total:		\$15,812,336.56	\$17,952,824.57	\$14,761,524.81	\$18,253,770.00	\$18,253,770.00	\$18,253,770.00
GENERAL FUND Total:		\$15,812,336.56	\$17,952,824.57	\$14,761,524.81	\$18,253,770.00	\$18,253,770.00	\$18,253,770.00
Grand Total:		\$15,812,336.56	\$17,952,824.57	\$14,761,524.81	\$18,253,770.00	\$18,253,770.00	\$18,253,770.00

220 FIRE DEPARTMENT			
<i>Fire FTE</i>	<i>112</i>	<i>112</i>	<i>112</i>
<i>Office FTE</i>	<i>3</i>	<i>4</i>	<i>4</i>
<i>FTE</i>	<i>115</i>	<i>116</i>	<i>116</i>
	FY25 APPROPRIATION	FY26 DEPT REQUEST	FY26 MAYOR AND COUNCIL REC
Salary (5111)	9,995,293	\$ 10,275,033	\$ 10,275,033
Overtime (5130)	2,036,480	\$ 2,050,000	\$ 2,050,000
Holiday (5140)	901,958	\$ 928,503	\$ 928,503
Adjunct Education (5141)	281,400	\$ 302,200	\$ 302,200
Differential (5142)	250,000	\$ 257,000	\$ 257,000
Longevity (5143)	158,250	\$ 191,350	\$ 191,350
Above Grade Diff (5144)	132,000	\$ 135,960	\$ 135,960
Defib Stipend (5145)	112,000	\$ 115,000	\$ 115,000
Haz Duty Pay (5147)	1,012,968	\$ 1,081,481	\$ 1,081,481
EMT Stipend (5151)	1,061,205	\$ 1,092,437	\$ 1,092,437
Medical Expencc Stipend (5158)	526,363	\$ 446,906	\$ 446,906
Overtime Meal Allowance (5192)	125,000	\$ 125,000	\$ 125,000
Clothing (5193)	179,200	\$ 179,200	\$ 179,200
Certifications (5194)	482,800	\$ 448,000	\$ 448,000
Call in Shift (5114)	5,200	\$ 5,200	\$ 5,200
Total Fire Personnel:	\$ 17,260,117	\$ 17,633,270	\$ 17,633,270

(220) Fire Department - Notes to Budget

	FY25 Budget	FY26 Request	\$ + / -	% + / -	
<u>Personnel Services</u>					
Salaries	9,995,293	10,275,033	279,740	3%	Funding for salaries of department personnel as required by collective bargaining agreements. Contract not settled, but firefighters salaries increased by 3% in anticipation of contract settlement. 3% COLA on administrative salary. Local 25 Clerical increased 3% per contract. Requesting Fire dedicated IT Manager.
Overtime	2,036,480	2,000,000	(36,480)	-2%	Funding OT pay for a variety of reasons incl coverage for absences due to injuries, sick leave, vacations, training, etc. Also covers OT for emergency response to incidents, fire investigations, attendance at training, required meetings and other events scheduled during non-work hours. Amount fluctuates depending on circumstances throughout the year. Increase takes into account a possible union contract settlement.
Overtime FP Community Events	0	10,000			Overtime previously covered by state grants have been realigned. This line would cover the Overtime for community events to include details attached to city events.
Overtime Training	0	40,000			These funds will cover backfill and overtime for training for courses and trainings not covered by grants or external funding streams. These funds have been reallocated from the Training line within the operations side of the budget.
Holiday	901,958	928,503	26,545	3%	Funding for uniformed personnel as required by collective bargaining agreement.
Adjunct Education	281,400	302,200	20,800	7%	Funding for education hours for uniformed personnel as required by collective bargaining agreement. This amount varies year to year due to CBA.
Shift Differentials	250,000	257,000	7,000	3%	Funding for differential pay to uniformed personnel as required by collective bargaining agreement.
Longevity	158,250	191,350	33,100	21%	Funding for longevity pay to all as required by collective bargaining agreements. Amount varies year to year due to CBA.
Above Grade Differentials	132,000	135,960	3,960	3%	Funding for additional pay to uniformed members for filling in for a higher ranking officer due to absences. Amount fluctuates depending on circumstances throughout the year.
Defibrillator Stipends	112,000	115,000	3,000	3%	Funding to uniformed personnel trained in cardiac defibrillation as required by collective bargaining agreement.
Hazardous Duty Pay	1,012,968	1,081,481	68,513	7%	Funding for hazardous duty pay to uniformed personnel as required by collective bargaining agreement.
EMT Stipend	1,061,205	1,092,437	31,232	3%	Funding for payment of stipend to Registered Emergency Medical Technicians as required by CBA.
Medical Expense Stipend	526,363	446,906	(79,457)	-15%	Funding to carry Narcan on emergency vehicles.
Overtime Meal Allowance	125,000	125,000	0	0%	For payment of meals while working OT. Per CBA.
Clothing Allowance	179,200	179,200	0	0%	Funding for uniformed personnel per CBA.
Certifications	482,800	448,000	(34,800)	-7%	Paid for educational stipends.
Call in Shift	5,200	5,200	0	0%	Paid for educational stipends.
Total Personnel Services	\$17,260,117	\$17,633,270	\$373,153	2%	

Continued...

General Operating Expenses

Eyeglass Replacement	4,000	5,000	1,000	25%	Per CBA the department replaces damaged eyeglasses. Cort are going up.
Equipment Maintenance	175,000	198,500	23,500	13%	This line item reflects the maintenance and repair of 29 vehicles, which includes three boats and two ATV's. This line is also used for front line equipment, as well as gym equipment.(10% increase due to rising costs of equipment and services)
Radio Maintenance	47,000	50,000	3,000	6%	For payment of maintenance related costs for mobile and portable radios. Also covers replacement/repair of department radios and equipment on the fire side of E911.
BLS-1 Operating Funds	125,000	0	(125,000)	100%	\$76,935 transfer in. This will cover any operating costs of BLS-1 to include supplies, licensing and replacement medical and operating equipment.
IT Supplies	8,000	28,000	20,000	100%	Funding for multiple platforms, such as Vector, Fire Trac, DHQ, and Code Red. Some of these items were previously covered under Emergency Management.
Apparatus Testing	10,000	10,000	0	0%	Pumps are now required to be tested annually. Also for annual service testing of all Fire Department aerial ladders and ground ladders as required by NFPA Standards. Additional testing needed for BLS ambulance. Increase of fees for testing of vehicles.
Telecommunications	25,000	35,000	10,000	40%	For payment of all costs for telecommunications equipment including cell phones, tablets, satellite communications equipment, etc. Increase in overall cost of telecommunications.
Office Supplies	8,000	8,000	0	0%	For office supplies for administrative offices as well as 3 fire stations. The overall cost of office supplies has increased from the suppliers. Additionally, we have created a new EMS Division which has increased our need for office supplies.
Training	55,000	30,000	(25,000)	-45%	For costs associated with continued training due to increasing threats and additional tasks within the community and the fire service. The addition of the BLS ambulance and the introduction of a marine unit has added an additional training component to our training calendar. Hazards such as EV, lightweight construction and high rise response have also added a need for specialized training. Cost increase for such training is also a factor. Funds have been reallocated to the Overtime Training Line in Personnel services.
Replacement FF Supp & Equip	40,000	50,000	10,000	25%	Replacement and purchase of firefighting tools and equipment. Costs continue to increase.
Station Supplies	35,000	40,000	5,000	14%	Trash bags, cleaning supplies, apparatus soaps, paper towels, etc. for 3 stations and the Training Division located at the old high school. Increased costs of supplies. Paper towel and toilet paper now purchased by EFD instead of Facilities Maintenance department.
Medical Supplies	40,000	40,000	0	0%	This account will supply all medical equipment annually for the apparatus, this account is separate from the ambulance revolving fund. This also funds Med Waste pick up and disposal.
Metro Fire	5,000	5,000	0	0%	Dues to Metro Fire Inc.
Personal Protection Equip	60,000	66,000	6,000	10%	For personal protective equipment for uniformed personnel such as turnout gear, helmets, boots, gloves, etc. We are adding 10 new members who need to be supplied with 2 sets of PPE. This includes the purchasing of initial badges for new members and promotions, and helmet shields, allows for an increase in cost of up to 10%.
Professional Development	15,000	30,000	15,000	100%	EMT recertification as well as leadership development programs such as FCAM and NFA courses for upper leadership positions.
Emergency Management Pro	40,000	25,000	(15,000)	-38%	Costs associated with emergency management activities in the City of Everett, including the Mass Notification System, Emergency Management Association, NFPA Code Resources.
Other Charges	708	0			New account
Total Expenditures	\$692,708	\$620,500	(72,208)	-10%	
Grand Total	\$17,952,825	\$18,253,770	\$300,945	2%	

City of Everett
Everett Budget Council Summary Report
FY2026 City Budget - NO SCHOOLS

242 - DEPT OF INSPECTIONAL SERVICES							
Account Number	Account Description	FY2024 Expended	FY2025 Budget	FY2025 Expended	FY2026 Requested	FY2026 Mayor Recommended	FY2026 Council Approved
PERSONNEL							
01-242-1-5111	SALARIES INSPECTIONAL SERVICES	\$1,735,284.85	\$1,938,859.00	\$1,664,675.55	\$2,000,054.00	\$2,000,054.00	\$2,000,054.00
01-242-1-5113	PART TIME INSPECTIONAL SERVICES	\$7,609.50	\$400.00	\$400.00	\$20,000.00	\$20,000.00	\$20,000.00
01-242-1-5114	ON CALL STIPEND INSPECTIONAL	\$300.00	\$10,400.00	\$3,500.00	\$5,200.00	\$5,200.00	\$5,200.00
01-242-1-5120	OTHER PERSONNEL SERVICES	\$0.00	\$5,000.00	\$808.92	\$5,000.00	\$5,000.00	\$5,000.00
01-242-1-5130	OVERTIME INSPECTIONAL SERVICES	\$104,961.27	\$144,600.00	\$130,329.45	\$150,000.00	\$150,000.00	\$150,000.00
01-242-1-5143	LONGEVITY INSPECTIONAL SERVICES	\$6,150.00	\$6,150.00	\$4,783.13	\$7,150.00	\$7,150.00	\$7,150.00
01-242-1-5191	HEARING OFFICER INSPECTIONAL	\$18,333.34	\$15,000.00	\$15,000.00	\$15,000.00	\$15,000.00	\$15,000.00
01-242-1-5193	CLOTHING ALLOWANCE INSPECTIONAL	\$3,300.00	\$4,000.00	\$4,000.00	\$4,000.00	\$4,000.00	\$4,000.00
01-242-1-5194	CERTIFICATIONS INSPECTIONAL	\$5,000.00	\$10,000.00	\$0.00	\$10,000.00	\$10,000.00	\$10,000.00
01-242-1-5196	TOOLS FOR MECHANICS INSPECTIONAL	\$800.00	\$800.00	\$800.00	\$1,000.00	\$1,000.00	\$1,000.00
PERSONNEL Total:		\$1,881,738.96	\$2,135,209.00	\$1,824,297.05	\$2,217,404.00	\$2,217,404.00	\$2,217,404.00
EXPENSES							
01-242-2-5210	UTILITIES	\$1,922,112.18	\$2,887,606.00	\$1,930,979.88	\$1,500,000.00	\$1,500,000.00	\$1,500,000.00
01-242-2-5240	EQUIPMENT MAINTENANCE	\$21,486.28	\$15,000.00	\$2,884.00	\$10,000.00	\$10,000.00	\$10,000.00
01-242-2-5242	FIRE ALARM REPAIR & MAINT	\$4,218.10	\$20,000.00	\$4,730.02	\$25,000.00	\$25,000.00	\$25,000.00
01-242-2-5243	STREET LIGHT MAINTENANCE	\$66,420.87	\$91,000.00	\$44,614.38	\$96,500.00	\$96,500.00	\$96,500.00
01-242-2-5249	SIGNAL & SHOP REPAIRS	\$80,518.68	\$103,000.00	\$81,253.75	\$96,500.00	\$96,500.00	\$96,500.00
01-242-2-5343	PRINTING	\$2,683.24	\$10,000.00	\$2,923.86	\$10,000.00	\$10,000.00	\$10,000.00
01-242-2-5420	OFFICE SUPPLIES	\$5,159.80	\$12,000.00	\$4,396.79	\$12,000.00	\$12,000.00	\$12,000.00
01-242-2-5434	EQUIPMENT	\$7,924.05	\$29,000.00	\$5,338.67	\$29,000.00	\$29,000.00	\$29,000.00
01-242-2-5580	SOFTWARE	\$52,906.88	\$82,500.00	\$55,552.22	\$100,000.00	\$100,000.00	\$100,000.00
01-242-2-5585	UNIFORMS	\$5,416.17	\$11,000.00	\$4,646.88	\$11,000.00	\$11,000.00	\$11,000.00
01-242-2-5586	PROFESSIONAL RESOURCE MATERIAL	\$232.36	\$5,000.00	\$273.50	\$5,000.00	\$5,000.00	\$5,000.00
01-242-2-5704	WIRE EXPENSES	\$83,654.66	\$104,100.00	\$56,632.69	\$115,000.00	\$115,000.00	\$115,000.00
01-242-2-5710	PROFESSIONAL SERVICES	\$58,619.11	\$100,000.00	\$45,103.00	\$100,000.00	\$100,000.00	\$100,000.00
01-242-2-5765	OTHER CHARGES	\$0.00	\$11,291.70	\$23.20	\$0.00	\$0.00	\$0.00
01-242-2-5780	PROFESSIONAL DEVELOPMENT	\$8,208.89	\$10,000.00	\$8,403.01	\$12,500.00	\$12,500.00	\$12,500.00
EXPENSES Total:		\$2,319,561.27	\$3,491,497.70	\$2,247,755.85	\$2,122,500.00	\$2,122,500.00	\$2,122,500.00

City of Everett
Everett Budget Council Summary Report
FY2026 City Budget - NO SCHOOLS

242 - DEPT OF INSPECTIONAL SERVICES		FY2024	FY2025	FY2025	FY2026	FY2026 Mayor	FY2026 Council
Account Number	Account Description	Expended	Budget	Expended	Requested	Recommended	Approved
CAPITAL IMPROVEMENTS							
CAPITAL IMPROVEMENTS Total:		\$0.00	\$0.00	\$0.00	\$0.00	\$0.00	\$0.00
242 DEPT OF INSPECTIONAL SERVICES Total:		\$4,201,300.23	\$5,626,706.70	\$4,072,052.90	\$4,339,904.00	\$4,339,904.00	\$4,339,904.00
GENERAL FUND Total:		\$4,201,300.23	\$5,626,706.70	\$4,072,052.90	\$4,339,904.00	\$4,339,904.00	\$4,339,904.00
Grand Total:		\$4,201,300.23	\$5,626,706.70	\$4,072,052.90	\$4,339,904.00	\$4,339,904.00	\$4,339,904.00

242	DEPARTMENT OF INSPECTIONAL SERVICES										
	PERSONNEL SERVICES										
							FY26	FY26			FY26
							FY25	DEPT		FY26	
							F T E	F T E	F T E	DEPT	& Council
DEPT	POSITION		CLASS/STEP	HOURS	STAFF	REQ	REC	APPROPRIATION	REQUEST	REC	
01-242-1-5111	ISD Director & Inspector of Buildings ¹	David Palumbo	UNCL	35	1	1	1	\$127,664	\$131,494	\$131,494	
01-242-1-5143	ISD Director & Inspector of Buildings ¹	David Palumbo	Longevity					\$0	\$0	\$0	
01-242-1-5111	Wire Inspector ⁶	Richard Connors	UNCL	35	1	1	1	\$103,137	\$115,192	\$115,192	
01-242-1-5143	Wire Inspector	Richard Connors	Longevity					\$400	\$400	\$400	
01-242-1-5111	Assistant Building Inspector ¹	Michael Desmond	UNCL	35	1	1	1	\$97,967	\$100,906	\$100,906	
01-242-1-5143	Assistant Building Inspector	Michael Desmond	Longevity					\$850	\$850	\$850	
01-242-1-5111	Code Enforcement Manager ¹	Mark Mayo	UNCL	35	1	1	1	\$93,241	\$96,038	\$96,038	
01-242-1-5143	Code Enforcement Manager	Mark Mayo	Longevity					\$400	\$400	\$400	
01-242-1-5111	Assistant Building Inspector ¹	John DeVito	UNCL	35	1	1	1	\$85,219	\$87,776	\$87,776	
01-242-1-5111	Inspector of Gas & Plumbing ¹	John OKeefe	UNCL	35	1	1	1	\$84,938	\$87,776	\$87,776	
01-242-1-5111	Assistant Building Inspector ¹	Vacant	UNCL	35	1	1	1	\$75,396	\$77,758	\$77,758	
01-242-1-5111	Code Enforcement Supervisor ¹	Peter Sikora	UNCL	35	1	1	1	\$74,497	\$76,732	\$76,732	
01-242-1-5143	Code Enforcement Supervisor ¹	Peter Sikora	Longevity					\$0	\$400	\$400	
01-242-1-5111	Code Officer/W & M Inspector ¹	Edmond Aliberti	UNCL	35	1	1	1	\$70,109	\$72,212	\$72,212	
01-242-1-5143	Code Off/W & M Insp	Edmond Aliberti	Longevity					\$400	\$400	\$400	
01-242-1-5193	Code Officer/W & M Insp	Edmond Aliberti	Clothing					\$500	\$500	\$500	
01-242-1-5111	Code Officer/Food & Milk Inspector ¹	Louis Staffieri	UNCL	35	1	1	1	\$70,109	\$72,212	\$72,212	
01-242-1-5143	Code Off/Food & Milk Insp	Louis Staffieri	Longevity					\$650	\$650	\$650	
01-242-1-5111	Code Officer - Ward 1 ⁴	Leroy Heard	UNCL	35	1	1	1	\$61,787	\$70,354	\$70,354	
01-242-1-5111	Code Officer - Ward 2	Eric Bowdridge (prev Fabo)	UNCL	35	1	1	1	\$61,787	\$61,786	\$61,786	
01-242-1-5111	Code Officer - Ward 4 ¹	Michael Mastrocola	UNCL	35	1	1	1	\$70,110	\$72,213	\$72,213	
01-242-1-5143	Code Officer - Ward 4 ¹	Michael Mastrocola	Longevity					\$0	\$400	\$400	
01-242-1-5111	Code Officer - Ward 5	Michael Bruno (prev Karpenko)	UNCL	35	1	1	1	\$68,310	\$63,624	\$63,624	
01-242-1-5111	Code Officer - Ward 6 ¹	John Sullivan	UNCL	35	1	1	1	\$68,704	\$70,765	\$70,765	
01-242-1-5111	Superintendent of Signals ²	Stephen Moccia	W-14/4	40	1	1	1	\$101,670	\$104,720	\$104,720	
01-242-1-5193	Superintendent of Signals	Stephen Moccia	Clothing					\$700	\$700	\$700	
01-242-1-5196	Superintendent of Signals	Stephen Moccia	Tools					\$200	\$200	\$200	
01-242-1-5111	Assistant Electrician ²	Daniel Pizzi	W-13/2	40	1	1	1	\$98,675	\$92,643	\$92,643	
01-242-1-5193	Assistant Electrician	Daniel Pizzi	Clothing					\$700	\$700	\$700	
01-242-1-5196	Assistant Electrician	Daniel Pizzi	Tools					\$200	\$200	\$200	
01-242-1-5111	Assistant Electrician ²	Brian Pereira	W-13/4	40	1	1	1	\$98,675	\$101,635	\$101,635	
01-242-1-5193	Assistant Electrician	Brian Pereira	Clothing					\$700	\$700	\$700	
01-242-1-5196	Assistant Electrician	Brian Pereira	Tools					\$200	\$200	\$200	
01-242-1-5111	Assistant Electrician ²	Anthony Rosati	W-13/4	40	1	1	1	\$98,675	\$101,635	\$101,635	
01-490-1-5193	Assistant Electrician	Anthony Rosati Jr.	Clothing					\$700	\$700	\$700	
01-490-1-5196	Assistant Electrician	Anthony Rosati Jr.	Tools					\$200	\$200	\$200	
01-242-1-5111	Apprentice	Andre Lizabreu	W-7/2	40	1	1	1	\$60,840	\$64,210	\$64,210	
01-242-1-5193	Apprentice	Andre Lizabreu	Clothing					\$700	\$700	\$700	
01-242-1-5196	Apprentice	Andre Lizabreu	Tools					\$0	\$200	\$200	
01-242-1-5111	Administrative Assistant ²	Annette Debilio	A-6U/8	35	1	1	1	\$70,766	\$72,889	\$72,889	
01-242-1-5143	Administrative Assistant	Annette Debilio	Longevity					\$1,450	\$1,650	\$1,650	
01-242-1-5111	Administrative Assistant ²	Linda Yebba	A-6U/8	35	1	1	1	\$70,766	\$72,889	\$72,889	
01-242-1-5143	Administrative Assistant	Linda Yebba	Longevity					\$1,000	\$1,000	\$1,000	
01-242-1-5111	Principal Clerk ²	Karina Desouza	C-6U/8	35	1	1	1	\$60,493	\$62,308	\$62,308	
01-242-1-5111	Principal Clerk ²	Donna Lento	C-6U/8	35	1	1	1	\$57,588	\$62,308	\$62,308	
01-242-1-5143	Principal Clerk	Donna Lento	Longevity					\$1,000	\$1,000	\$1,000	
01-242-1-5111	Administrative Assistant ³	Vacant	A-6U/8	35	0	0	0	\$1	\$1	\$1	
01-242-1-5191	Hearing Officer	Jen Gonzalez	UNCL		0	0	0	\$15,000	\$15,000	\$15,000	
					24	24	24				
											Continued...

[illegible]

(242) Inspectional Services - Notes to Budget

	FY25 Budget	FY26 Request	\$ + / -	% + / -	
<u>Personnel Services</u>					
Salaries	1,938,859	2,000,054	61,195	3%	3% COLA on administrative salary. Local 25 Clerical and DPW union increased 3% per contract. Wire Dept Manager/wire inspect increased 12% to maintain above managed employees. C6u/8 Principle clerks leveled. Code officer Promoted
Part Time Salaries	400	20,000	19,600	4900%	Part Time employee for filing
On Call Stipend	10,400	5,200	(5,200)	-50%	Wire dept on call
Other Personnel Services	5,000	5,000	0	0%	Plumber fill in inspector
Overtime	144,600	150,000	5,400	4%	Wire dept and inspectors Emergency Response. Weekend coverage. Let Clerical to bring OpenGov up to date
Longevity	6,150	7,150	1,000	16%	Longevity for employees see personnel
Hearing Officer	15,000	15,000	0	0%	Hearing officers Stipend
Clothing Allowance	4,000	4,000	0	0%	Contracted Clothing allowance Wire Dept and Weights and measures
Certifications	10,000	10,000	0	0%	Paid to employees who pass certifications.
Tools	800	1,000	200	25%	Contractual for Local 25 DPW personnel. (Wire Dept)
Total Personnel Services	\$2,135,209	\$2,217,404	\$82,195	4%	
<u>General Operating Expenses</u>					
Utilities	2,887,606	1,500,000	(1,387,606)	-48%	Decrease due to expectation of using Solar credits to pay for electricity bill.
Equipment Maintenance	10,000	10,000	0	0%	Funds to Outsource Maintenance on mobile generators and wire dept tools.
Fire Alarm Repair & Maint	25,000	25,000	0	0%	Municipal Fire Alarm Maintenance

Continued...

Street Light Maintenance	93,500	96,500	3,000	3%	Increased due to anticipated inflation and increase in costs. The line provides funding for upkeep of all street lights excluding Rivergreen Drive. This is inclusive of all outdoor lighting systems including decorative lights and parks. Increase due to material cost increase.
Signal & Shop Repairs	93,500	96,500	3,000	3%	Increased due to anticipated inflation and increase in costs. The line provides funding for repair and upkeep of traffic signals throughout the City. Increase due to material cost increase.
Printing	10,000	10,000	0	0%	Level Funded. The line is used for forms, cards, card stock, specialized forms. Gas tags that are attached to gas burners after they have been inspected by the Plumbing Inspector and W&M Inspector for all new apartment buildings.
Office Supplies	12,000	12,000	0	0%	Level Funded This line includes various types of paper (orange-building permits; yellow-gas permits; blue-plumbing permits), calendars, notebooks, journals, appointment books, batteries, labels, ink cartridges, fax cartridges, staples, notepads, pens, file folders and notebooks.
Other Charges	11,292	0	(11,292)	-100%	
Equipment	29,000	29,000	0	0%	Specialized field inspection electronics and hardware. GEOTMS hand held computers and printers, cameras for the inspectors to take pix of violations Wire dept specialized equipment. Funding transferred from Equipment Maintenance to Equipment. Surveillance equipment.
Software	82,500	100,000	17,500	21%	Open Gov contracts. Training other Dept. on Open Gov. Covers licenses, software upgrades and used city-wide. Update Docuware to new company Inception. (scanning document)
Uniforms	11,000	11,000	0	0%	Level funded for inspectors - outerwear, shirts, jackets. Needed so homeowners can recognize them when they inspect homes.
Professional Resource Material	5,000	5,000	0	0%	Level funded for specialized codebooks. NFPA, NEC, Commonwealth of MA, ICC. Every three to six year the state adopts new codes.
Wire Expenses	111,100	115,000	3,900	4%	Increased due to anticipated inflation and increase in costs. The line provides funding for upkeep of electrical systems in Buildings
Professional Services	100,000	100,000	0	0%	Legal council for ZBA, OpenGov consultant and BeanTown Pest Control for residential baiting around the City.
Professional Development	10,000	12,500	2,500	25%	Specialized code training programs for mandated continuing education for all inspectors. Pays for seminars for MEHA, MHOA & Mass Building Commission & Inspectors. New electrical apprentice.
Total Expenditures	\$3,491,498	\$2,122,500	(\$1,368,998)	-39%	
Total	\$5,626,707	\$4,339,904	(\$1,286,802)	-23%	

City of Everett
Everett Budget Council Summary Report
FY2026 City Budget - NO SCHOOLS

299 - EMERGENCY COMMUNICATIONS OFFIC							
Account Number	Account Description	FY2024 Expended	FY2025 Budget	FY2025 Expended	FY2026 Requested	FY2026 Mayor Recommended	FY2026 Council Approved
PERSONNEL							
01-299-1-5111	SALARIES EMERGENCY	\$842,488.57	\$956,530.00	\$961,137.08	\$1,167,856.00	\$1,167,856.00	\$1,167,856.00
01-299-1-5113	PART TIME EMERGENCY	\$48,000.00	\$60,000.00	\$0.00	\$0.00	\$0.00	\$0.00
01-299-1-5130	OVERTIME EMERGENCY	\$201,255.30	\$185,400.00	\$84,948.00	\$185,400.00	\$185,400.00	\$185,400.00
01-299-1-5140	HOLIDAY EMERGENCY	\$51,372.20	\$63,860.00	\$59,902.86	\$63,860.00	\$63,860.00	\$63,860.00
01-299-1-5142	NIGHT DIFFERENTIALS EMERGENCY	\$42,347.22	\$56,650.00	\$31,095.18	\$56,650.00	\$56,650.00	\$56,650.00
01-299-1-5143	LONGEVITY EMERGENCY	\$3,650.00	\$8,400.00	\$5,950.00	\$9,900.00	\$9,900.00	\$9,900.00
01-299-1-5144	ABOVE GRADE DIFFERENTIAL	\$50,479.20	\$51,500.00	\$26,575.23	\$51,500.00	\$51,500.00	\$51,500.00
PERSONNEL Total:		\$1,239,592.49	\$1,382,340.00	\$1,169,608.35	\$1,535,166.00	\$1,535,166.00	\$1,535,166.00
EXPENSES							
01-299-2-5245	RADIO MAINTENANCE	\$54,686.83	\$68,000.00	\$8,520.00	\$85,500.00	\$85,500.00	\$85,500.00
01-299-2-5340	TELECOMMUNICATIONS	\$11,870.83	\$11,600.00	\$9,900.41	\$35,000.00	\$35,000.00	\$35,000.00
01-299-2-5420	OFFICE SUPPLIES	\$2,811.27	\$3,000.00	\$2,035.23	\$5,000.00	\$5,000.00	\$5,000.00
01-299-2-5711	TRAINING EXPENSES	\$3,953.00	\$9,000.00	\$2,073.00	\$9,600.00	\$9,600.00	\$9,600.00
01-299-2-5765	OTHER CHARGES	\$0.00	\$0.00	\$0.00	\$13,000.00	\$13,000.00	\$13,000.00
EXPENSES Total:		\$73,321.93	\$91,600.00	\$22,528.64	\$148,100.00	\$148,100.00	\$148,100.00
299 EMERGENCY COMMUNICATIONS OFFIC		\$1,312,914.42	\$1,473,940.00	\$1,192,136.99	\$1,683,266.00	\$1,683,266.00	\$1,683,266.00
GENERAL FUND Total:		\$1,312,914.42	\$1,473,940.00	\$1,192,136.99	\$1,683,266.00	\$1,683,266.00	\$1,683,266.00
Grand Total:		\$1,312,914.42	\$1,473,940.00	\$1,192,136.99	\$1,683,266.00	\$1,683,266.00	\$1,683,266.00

299	OFFICE OF EMERGENCY COMMUNICATIONS										
	PERSONNEL SERVICES										
						FY26	FY26				FY26
					FY25	DEPT	MAYOR		FY26		MAYOR
			CLASS/ STEP	HOURS	F T E STAFF	F T E REQ	F T E REC	FY25 APPROPRIATION	DEPT REQUEST		& Council REC
DEPT	POSITION										
01-299-1-5111	E911 Manager ²	Vacant	UNCL	35	0	1	1	\$0	\$85,000		\$85,000
01-299-1-5111	Clerk ¹	Nancy Winsor	C-6U/8	35	1	1	1	\$60,493	\$62,308		\$62,308
01-299-1-5143	Clerk ¹	Nancy Winsor	Longevity					\$1,000	\$1,000		\$1,000
01-299-1-5111	911 Lead Dispatcher ¹	Deborah Giannone	Local 25/10	37.5	1	1	1	\$68,094	\$75,914		\$75,914
01-299-1-5143	911 Lead Dispatcher	Deborah Giannone	Longevity					\$1,350	\$1,450		\$1,450
01-299-1-5111	911 Lead Dispatcher ¹	Mary Tieri	Local 25/10	37.5	1	1	1	\$68,094	\$75,914		\$75,914
01-299-1-5143	911 Lead Dispatcher	Mary Tieri	Longevity					\$1,150	\$1,450		\$1,450
01-299-1-5111	911 Lead Dispatcher ¹	Kara Cuthbert	Local 25/10	37.5	1	1	1	\$68,094	\$75,914		\$75,914
01-299-1-5143	911 Lead Dispatcher	Kara Cuthbert	Longevity					\$950	\$1,250		\$1,250
01-299-1-5111	911 Dispatcher ¹	Ronald Taylor	Local 25/5	37.5	1	1	1	\$60,294	\$63,317		\$63,317
01-299-1-5143	911 Dispatcher	Ronald Taylor	Longevity					\$0	\$0		\$0
01-299-1-5111	911 Dispatcher ¹	Frank Calascibetta	Local 25/3	37.5	1	1	1	\$53,976	\$59,144		\$59,144
01-299-1-5143	911 Dispatcher	Frank Calascibetta	Longevity					\$0	\$0		\$0
01-299-1-5111	911 Dispatcher ¹	Rebecca Buckley	Local 25/8	37.5	1	1	1	\$65,559	\$73,710		\$73,710
01-299-1-5143	911 Dispatcher	Rebecca Buckley	Longevity					\$950	\$1,250		\$1,250
01-299-1-5111	911 Dispatcher ¹	Michael Iandoli	Local 25/8	37.5	1	1	1	\$63,317	\$71,507		\$71,507
01-299-1-5143	911 Dispatcher	Michael Iandoli	Longevity					\$750	\$1,250		\$1,250
01-299-1-5111	911 Dispatcher ¹	Paul Dobbins	Local 25/10	37.5	1	1	1	\$68,094	\$75,914		\$75,914
01-299-1-5143	911 Dispatcher	Paul Dobbins	Longevity					\$750	\$1,250		\$1,250
01-299-1-5111	911 Dispatcher ⁴	Robert McDougall	Local 25/5	37.5	1	1	1	\$60,294	\$63,317		\$63,317
01-299-1-5143	911 Dispatcher	Robert McDougall	Longevity					\$750	\$0		\$0
01-299-1-5111	911 Dispatcher ¹	Katherine Carroll	Local 25/5	37.5	1	1	1	\$60,294	\$63,317		\$63,317
01-299-1-5143	911 Dispatcher	Katherine Carroll	Longevity					\$750	\$0		\$0
01-299-1-5111	911 Dispatcher ¹	Kristine Dow	Local 25/6	37.5	1	1	1	\$60,294	\$68,835		\$68,835
01-299-1-5143	911 Dispatcher	Kristine Dow	Longevity					\$0	\$1,000		\$1,000
01-299-1-5111	911 Dispatcher ¹	Jeanine Meehan	Local 25/5	37.5	1	1	1	\$60,294	\$63,317		\$63,317
01-299-1-5143	911 Dispatcher	Jeanine Meehan	Longevity					\$0	\$0		\$0
01-299-1-5111	911 Dispatcher ¹	Timothy Gorman	Local 25/5	37.5	1	1	1	\$60,294	\$63,317		\$63,317
01-299-1-5143	911 Dispatcher	Timothy Gorman	Longevity					\$0	\$0		\$0
01-299-1-5111	911 Dispatcher ¹	Michael Penta	Local 25/5	37.5	1	1	1	\$60,294	\$63,317		\$63,317
01-299-1-5143	911 Dispatcher	Michael Penta	Longevity					\$0	\$0		\$0
01-299-1-5113	911 Dispatcher ³	vacant	Local 25/2	37.5	0.5	1	1	\$30,000	\$59,144		\$59,144
01-299-1-5113	Dispatchers - Part Time ³			18.75	0.5	0	0	\$30,000	\$0		\$0
					16.0	17.0	17.0				
299	Emergency Communication Center TOTAL										
											Continued...

[illegible]

(299) E 9 1 1 - Notes to Budget

	FY25 Budget	FY26 Request	\$ + / -	% + / -	
<u>Personnel Services</u>					
Salaries	956,530	1,167,856	211,326	22%	Local 25 Clerical 3% in anticipation of a new contract. E911 union updated with renegotiated rates. Requesting a manager's position (civilian).
Part Time Salaries	60,000	0	(60,000)	-100%	Reclassifying 2 per-diem position into 1 full time step 2 position.
Overtime	185,400	185,400	0	0%	Will supplement OT paid from grant funds in FY25.
Holiday	63,860	63,860	0	0%	Paid in December to all union employees.
Night Differentials	56,650	56,650	0	0%	Paid to employees who work between 3:00 pm to 11:00 pm (\$1.00 more per hour) and from 11:00 pm to 7:00 am (\$1.25 more per hour).
Longevity	8,400	9,900	1,500	18%	Paid to all employees with 10+ years on the job. Updated with the rates from a new contract.
Above Grade Differential	51,500	51,500	0	0%	For those covering shifts of the lead dispatchers
Total Personnel Services	\$1,382,340	\$1,535,166	\$152,826	11%	
<u>General Operating Expenses</u>					
Radio Maintenance	68,000	85,500	17,500	26%	Maintenance agreement with Motorola to service the radio equipment. All Comm, Verizon & Motorola. Radio equipment replacements.
Telecommunications	11,600	35,000	23,400	202%	Data lines and Director cell phone/email. Comcast, Verizon Wireless
Office Supplies	3,000	5,000	2,000	67%	WB Mason, Conway Office supplies. Includes handouts for school children when they visit E911.
Other Charges	0	13,000	13,000	#DIV/0!	Contract for chairs, equipment, personal supplies, shredder
Training Expenses	9,000	9,600	600	7%	Mandatory continuing education: Police/Fire/EMS training. Includes 16 dispatchers at \$600 each per year. Supplemented with grant.
Total Expenditures	\$91,600	\$148,100	\$56,500	62%	
Total	\$1,473,940	\$1,683,266	\$209,326	14%	

City of Everett
Everett Budget Council Summary Report
FY2026 City Budget - NO SCHOOLS

490 - DPW EXECUTIVE DIVISION							
Account Number	Account Description	FY2024 Expended	FY2025 Budget	FY2025 Expended	FY2026 Requested	FY2026 Mayor Recommended	FY2026 Council Approved
PERSONNEL							
01-490-1-5111	SALARIES DPW EXECUTIVE DIVISION	\$933,155.74	\$956,333.00	\$770,130.61	\$1,106,195.00	\$1,088,123.00	\$1,088,123.00
01-490-1-5113	PART TIME DPW EXECUTIVE DIVISION	\$25,669.00	\$33,045.00	\$30,725.60	\$34,173.00	\$34,173.00	\$34,173.00
01-490-1-5114	ON CALL STIPENDS DPW EXECUTIVE	\$10,400.00	\$10,400.00	\$6,200.00	\$10,400.00	\$10,400.00	\$10,400.00
01-490-1-5123	SEASONAL EMPLOYEES DPW	\$49,300.24	\$130,000.00	\$35,795.26	\$130,000.00	\$130,000.00	\$130,000.00
01-490-1-5130	OVERTIME DPW EXECUTIVE DIVISION	\$56,020.61	\$54,000.00	\$37,600.97	\$56,430.00	\$56,430.00	\$56,430.00
01-490-1-5142	NIGHT DIFFERENTIALS DPW	\$1,000.00	\$1,080.00	\$0.00	\$1,080.00	\$1,080.00	\$1,080.00
01-490-1-5143	LONGEVITY DPW EXECUTIVE DIVISION	\$5,100.00	\$6,600.00	\$6,600.00	\$6,000.00	\$6,000.00	\$6,000.00
01-490-1-5144	ACTING GRADE DPW EXECUTIVE	\$349.76	\$1,080.00	\$0.00	\$1,080.00	\$1,080.00	\$1,080.00
01-490-1-5191	CITY SERVICES COMMISSION STIPEND	\$33,387.49	\$22,600.00	\$17,454.13	\$22,600.00	\$22,600.00	\$22,600.00
01-490-1-5193	CLOTHING ALLOWANCE DPW	\$2,800.00	\$2,800.00	\$2,800.00	\$2,800.00	\$2,800.00	\$2,800.00
01-490-1-5194	CERTIFICATIONS DPW EXECUTIVE	\$2,000.00	\$2,000.00	\$0.00	\$2,000.00	\$2,000.00	\$2,000.00
01-490-1-5196	TOOLS FOR MECHANICS DPW	\$800.00	\$800.00	\$800.00	\$800.00	\$800.00	\$800.00
PERSONNEL Total:		\$1,119,982.84	\$1,220,738.00	\$908,106.57	\$1,373,558.00	\$1,355,486.00	\$1,355,486.00
EXPENSES							
01-490-2-5400	REPAIRS AND PARTS	\$-1,935.00	\$75,000.00	\$38,650.50	\$90,000.00	\$90,000.00	\$90,000.00
01-490-2-5404	CITY-WIDE SEASONAL EXPENDITURES	\$99,742.51	\$156,760.87	\$153,756.36	\$155,000.00	\$155,000.00	\$155,000.00
01-490-2-5420	OFFICE SUPPLIES	\$5,076.53	\$7,000.00	\$4,905.17	\$7,000.00	\$7,000.00	\$7,000.00
01-490-2-5445	TOWING	\$7,925.00	\$5,000.00	\$2,670.00	\$5,000.00	\$5,000.00	\$5,000.00
01-490-2-5480	GASOLINE/DIESEL/OIL	\$382,571.82	\$441,775.82	\$318,190.13	\$535,000.00	\$535,000.00	\$535,000.00
01-490-2-5546	DPW - REPAIR MAINTENANCE	\$246,526.80	\$440,000.00	\$270,941.45	\$375,000.00	\$375,000.00	\$375,000.00
01-490-2-5548	POLICE-REPAIR MAINTENANCE	\$16,869.11	\$35,000.00	\$21,684.68	\$40,000.00	\$40,000.00	\$40,000.00
01-490-2-5570	VEHICLE REPAIRS AND SUPPLIES	\$2,649.92	\$35,000.00	\$17,257.62	\$45,000.00	\$45,000.00	\$45,000.00
01-490-2-5580	MV INSPECTIONS	\$810.00	\$15,000.00	\$1,835.00	\$15,000.00	\$15,000.00	\$15,000.00
01-490-2-5581	TIRES & TIRE SUPPLIES	\$37,733.59	\$70,000.00	\$42,475.65	\$70,000.00	\$70,000.00	\$70,000.00
01-490-2-5582	TRAINING & SOFTWARE	\$10,557.53	\$12,000.00	\$6,856.00	\$12,000.00	\$12,000.00	\$12,000.00
01-490-2-5583	BODY SHOP REPAIRS	\$1,973.33	\$20,000.00	\$997.25	\$20,000.00	\$20,000.00	\$20,000.00
01-490-2-5656	ISD - REPAIR MAINTENANCE	\$5,297.91	\$6,000.00	\$4,011.47	\$21,000.00	\$21,000.00	\$21,000.00
01-490-2-5710	PROFESSIONAL DEVELOPMENT	\$3,990.71	\$2,278.13	\$1,329.25	\$2,278.00	\$2,278.00	\$2,278.00
01-490-2-5746	EYEGLASS REPLACEMENT	\$0.00	\$450.00	\$0.00	\$450.00	\$450.00	\$450.00

City of Everett
Everett Budget Council Summary Report
FY2026 City Budget - NO SCHOOLS

490 - DPW EXECUTIVE DIVISION							
Account Number	Account Description	FY2024 Expended	FY2025 Budget	FY2025 Expended	FY2026 Requested	FY2026 Mayor Recommended	FY2026 Council Approved
EXPENSES							
01-490-2-5765	OTHER CHARGES	\$0.00	\$4,185.18	\$4,185.18	\$0.00	\$0.00	\$0.00
EXPENSES Total:		\$819,789.76	\$1,325,450.00	\$889,745.71	\$1,392,728.00	\$1,392,728.00	\$1,392,728.00
CAPITAL PROJECT							
CAPITAL PROJECT Total:		\$0.00	\$0.00	\$0.00	\$0.00	\$0.00	\$0.00
490 DPW EXECUTIVE DIVISION Total:		\$1,939,772.60	\$2,546,188.00	\$1,797,852.28	\$2,766,286.00	\$2,748,214.00	\$2,748,214.00
GENERAL FUND Total:		\$1,939,772.60	\$2,546,188.00	\$1,797,852.28	\$2,766,286.00	\$2,748,214.00	\$2,748,214.00
Grand Total:		\$1,939,772.60	\$2,546,188.00	\$1,797,852.28	\$2,766,286.00	\$2,748,214.00	\$2,748,214.00

490	DEPARTMENT OF PUBLIC WORKS - Executive Division									
	PERSONNEL SERVICES									
						FY26	FY26			FY26
					FY25	DEPT	MAYOR		FY26	MAYOR
			CLASS/		F T E	F T E	F T E	FY25	DEPT	& Council
DEPT	POSITION		STEP	HOURS	STAFF	REQ	REC	APPROPRIATION	REQUEST	REC
01-490-1-5111	DPW Director ¹	Jerry Navarra	UNCL	40	1	1	1	\$141,409	\$145,651	\$145,651
01-490-1-5143	DPW Director	Jerry Navarra	Longevity					\$1,300	\$1,300	\$1,300
01-490-1-5111	Assistant DPW Director ²	Vacant	UNCL	40	1	1	1	\$0	\$0	\$0
01-490-1-5111	Operations Manager ^{1,2}	Scott Martinelli (prev. Kevin Noonan)	UNCL	40	1	1	1	\$116,634	\$130,000	\$130,000
01-490-1-5143	Operations Manager	Scott Martinelli (prev. Kevin Noonan)	Longevity					\$800	\$0	\$0
01-490-1-5111	Business Manager ¹	Brian McCarthy	UNCL	35	1	1	1	\$87,421	\$110,000	\$92,000
01-490-1-5111	Fleet Superintendent	Anthony Scenna	UNCL	40	1	1	1	\$86,169	\$91,350	\$91,350
01-490-1-5143	General Superintendent ¹	vacant	Longevity					\$800	\$0	\$0
01-490-1-5111	Administrative Assistant ^{4,6}	Stacy Leo	A-6U/8	35	1	1	1	\$66,098	\$72,889	\$72,889
01-490-1-5143	Administrative Assistant	Stacy Cook	Longevity					\$0	\$0	\$0
01-490-1-5111	Principal Clerk ^{4,5}	Deborah Petrone	A-6U/8	35	1	1	1	\$60,493	\$72,889	\$72,889
01-490-1-5143	Principal Clerk	Deborah Petrone	Longevity					\$1,450	\$1,450	\$1,450
01-493-1-5111	Administrative Assistant ^{4,9}	Frances Moccia	A-6U/8	35	0	1	1	\$0	\$72,889	\$72,889
01-493-1-5143	Administrative Assistant	Frances Moccia	Longevity					\$0	\$1,000	\$1,000
01-490-1-5111	Fleet Foreman ⁷	Joseph Carbo	W-14U/4	40	1	1	1	\$101,670	\$104,721	\$104,721
01-490-1-5143	Fleet Foreman	Joseph Carbo	Longevity					\$900	\$900	\$900
01-490-1-5114	Fleet Foreman	Joseph Carbo	On Call					\$5,200	\$5,200	\$5,200
01-490-1-5193	Fleet Foreman	Joseph Carbo	Clothing					\$700	\$700	\$700
01-490-1-5196	Fleet Foreman	Joseph Carbo	Tools					\$200	\$200	\$200
01-490-1-5111	Fire Apparatus Repair Tech ⁷	Daniel Rio	W-13U/4	40	1	1	1	\$98,675	\$101,635	\$101,635
01-490-1-5114	Fire Apparatus Repair Tech	Daniel Rio	On Call					\$5,200	\$5,200	\$5,200
01-490-1-5193	Fire Apparatus Repair Tech	Daniel Rio	Clothing					\$700	\$700	\$700
01-220-1-5194	Fire Apparatus Repair Tech	Daniel Rio	Certific					\$2,000	\$2,000	\$2,000
01-490-1-5196	Fire Apparatus Repair Tech	Daniel Rio	Tools					\$200	\$200	\$200
01-490-1-5111	Motor Equipment Repairman ⁷	Mark Sweazey	W-12U/4	40	1	1	1	\$96,970	\$99,882	\$99,882
01-490-1-5193	Motor Equipment Repairman	Mark Sweazey	Clothing					\$700	\$700	\$700
01-490-1-5196	Motor Equipment Repairman	Mark Sweazey	Tools					\$200	\$200	\$200
01-490-1-5143	Motor Equipment Repairman	Mark Sweazey	Longevity					\$1,350	\$1,350	\$1,350
01-490-1-5111	Motor Equipment Repairman ⁷	Vacant	W-12U/4	40	1	1	1	\$96,970	\$99,882	\$99,882
01-490-1-5193	Motor Equipment Repairman	Vacant	Clothing					\$700	\$700	\$700
01-490-1-5196	Motor Equipment Repairman	Vacant	Tools					\$200	\$200	\$200
01-490-1-5111	Motor Equipment Repairman ⁸	N/A	W-12U/1	40	0	0	0	\$1	\$0	\$0
										Continued...

[illegible]

(490) DPW Executive / Fleet Division - Notes to Budget

	FY25 Budget	FY26 Request	\$ + / -	% + / -	
<u>Personnel Services</u>					
					3% COLA increase on administrative salaries. Operations manager absorbs the duty of Highway Superintendent. Brian McCarthy salary adjustment. Newly hired fleet superintendent 1.5% increase. Local 25 DPW and Clerical 3% increase in anticipation of a pending contract..
Salaries	956,333	1,088,123	131,790	14%	
Part Time	33,045	34,173	1,128	3%	For part time Shop Mechanic.
On Call Stipend	10,400	10,400	0	0%	For Fleet Foreman and Fire Apparatus Repair Tech. Both are on-call every week.
Seasonal Employees	130,000	130,000	0	0%	Temporary employees needed during fall/spring clean up and shoveling after snowstorms.
Overtime	54,000	56,430	2,430	5%	When necessary. Based on Local 25 DPW contract raises.
Night Differentials	1,080	1,080	0	0%	Per Local 25 DPW contract any employee regularly scheduled between 6pm - 6am will receive a night diff of \$1/hr.
Longevity	6,600	6,000	(600)	-9%	For those with 10+ years with City.
Above Grade Differentials	1,080	1,080	0	0%	Contractual. Any employee required to work above their pay grade is to receive an above grade differential.
DPW Commission Stipend	22,600	22,600	0	0%	For the board members
Clothing Allowance	2,800	2,800	0	0%	Contractual per Local 25 DPW. \$700 per year.
Certifications	2,000	2,000	0	0%	For Fire Apparatus Repair Technician.
Tools for Mechanics	800	800	0	0%	Contractual. \$200 per mechanic.
Total Personnel Services	\$1,220,738	\$1,355,486	\$134,748	11%	
<u>General Operating Expenses</u>					
Repairs and Parts	75,000	90,000	15,000	20%	For Mass Operational Division program for purchasing parts, materials and supplies at a 25% cost savings minimum in FY25

Continued...

City Wide Seasonal Expenses	156,761	155,000	(1,761)	-1%	Slight increase in in costs for materials
Office Supplies	7,000	7,000	0	0%	Reduced for support of Exec/Fleet, Parks and Highway departments.
Other Expenses	4,185	0	(4,185)	-100%	New GL Account
Towing	5,000	5,000	0	0%	Level funded for the towing of commercial vehicles. Also for towing situations such as emergency branch removal.
Gasoline/Diesel/Oil	481,776	535,000	53,224	11%	4% increase as fuel is still a commodity subject to huge price swings. We still want sufficient amounts available in case of increased storms. State contract of gasoline/diesel is Dennis K. Burke. Fuel additives & other maint. parts needed to keep all gas tanks/lines operating efficiently. Petroleum Equip annual contract for environmental a/b testing & yearly pressure test of fuel tanks. ACO report & monitor annular space tank repairs.
DPW - Repair Maintenance	385,000	375,000	(10,000)	-3%	7% increase due to aging fleet and increased costs for materials, electronics, as a result of supply chain issues needed to do in-house repairs.
Police - Repair Maintenance	35,000	40,000	5,000	14%	Slight increase for older police vehicles. The account is used for maintenance of police vehicles including additional vehicles purchased.
Vehicle Repairs & Supplies	35,000	45,000	10,000	29%	Tire machine lift and increased demand for supplies in the rising prices environment.
MV Inspections	15,000	15,000	0	0%	For fleet inventory is 175 in need of yearly inspections.
Tires & Tire Supplies	70,000	70,000	0	0%	Level funded. Fleet inventory is 200 vehicles. This line also includes vehicles and equipment such as trailers, hot box, etc.
Training & Software	12,000	12,000	0	0%	Reduced for upgrades for DPW systems.
Body Shop Repairs	20,000	20,000	0	0%	Reduced \$20K by CC in FY24. Level funded for when vehicles are sent out for body work that cannot be done in-house.
ISD - Repair Maintenance	21,000	21,000	0	0%	For maintenance of all ISD vehicles.
Professional Development	2,278	2,278	(0)	0%	Level funded for conferences, trainings, licenses.
Eyeglass Replacement	450	450	0	0%	Contractual per Local25 DPW. \$225 per pair
	\$1,325,450	\$1,392,728	\$67,278	5%	
Total Executive Budget	\$2,546,188	\$2,748,214	\$202,026	8%	

City of Everett
Everett Budget Council Summary Report
FY2026 City Budget - NO SCHOOLS

491 - DPW FACILITIES MAINTENANCE DIV							
Account Number	Account Description	FY2024 Expended	FY2025 Budget	FY2025 Expended	FY2026 Requested	FY2026 Mayor Recommended	FY2026 Council Approved
PERSONNEL							
01-491-1-5111	SALARIES FACILITIES MAINTENANCE	\$1,257,290.99	\$1,443,070.00	\$1,147,153.97	\$1,568,392.00	\$1,568,392.00	\$1,568,392.00
01-491-1-5114	ON CALL STIPEND FACILITIES	\$13,600.00	\$5,200.00	\$4,869.76	\$5,200.00	\$5,200.00	\$5,200.00
01-491-1-5130	OVERTIME FACILITIES MAINTENANCE	\$255,164.69	\$305,000.00	\$275,353.97	\$280,000.00	\$280,000.00	\$280,000.00
01-491-1-5143	LONGEVITY FACILITIES MAINTENANCE	\$9,650.00	\$12,150.00	\$12,150.00	\$15,900.00	\$15,900.00	\$15,900.00
01-491-1-5144	ABOVE GRADE DIFFERENTIAL	\$10,218.02	\$15,000.00	\$7,570.87	\$15,000.00	\$15,000.00	\$15,000.00
01-491-1-5193	CLOTHING ALLOWANCE FACILITIES	\$11,900.00	\$11,900.00	\$11,900.00	\$11,900.00	\$11,900.00	\$11,900.00
01-491-1-5196	TOOLS FOR MECHANICS FACILITIES	\$400.00	\$600.00	\$600.00	\$600.00	\$600.00	\$600.00
PERSONNEL Total:		\$1,558,223.70	\$1,792,920.00	\$1,459,598.57	\$1,896,992.00	\$1,896,992.00	\$1,896,992.00
EXPENSES							
01-491-2-5202	OFFICE SUPPLIES	\$1,567.20	\$4,200.00	\$3,060.75	\$3,000.00	\$3,000.00	\$3,000.00
01-491-2-5213	CITY BLDGS SEASONAL EXP	\$16,977.32	\$24,433.00	\$15,274.00	\$25,000.00	\$25,000.00	\$25,000.00
01-491-2-5218	UTILITIES	\$0.00	\$135,000.00	\$92,103.87	\$135,000.00	\$135,000.00	\$135,000.00
01-491-2-5247	HVAC SERVICE CONTRACT/REPAIRS	\$101,371.33	\$120,000.00	\$62,504.15	\$120,000.00	\$120,000.00	\$120,000.00
01-491-2-5260	ELEVATOR SERVICE CONTRACT	\$51,616.98	\$90,000.00	\$40,497.67	\$90,000.00	\$90,000.00	\$90,000.00
01-491-2-5291	CLEANING SERVICE CONTRACT/CITY	\$30,238.96	\$35,000.00	\$32,312.22	\$35,000.00	\$35,000.00	\$35,000.00
01-491-2-5430	BUILDING REPAIR & MAINTENANCE	\$453,571.48	\$415,000.00	\$304,715.18	\$415,000.00	\$415,000.00	\$415,000.00
01-491-2-5450	CUSTODIAL SUPPLIES	\$75,320.12	\$88,800.00	\$83,803.12	\$90,000.00	\$90,000.00	\$90,000.00
01-491-2-5580	UNIFORMS	\$0.00	\$8,567.00	\$8,566.18	\$10,000.00	\$10,000.00	\$10,000.00
01-491-2-5704	WIRE EXPENSES	\$0.00	\$20,000.00	\$9,899.23	\$20,000.00	\$20,000.00	\$20,000.00
01-491-2-5710	PROFESSIONAL DEVELOPMENT	\$0.00	\$2,500.00	\$856.00	\$2,500.00	\$2,500.00	\$2,500.00
01-491-2-5765	OTHER CHARGES	\$0.00	\$3,719.31	\$3,719.31	\$0.00	\$0.00	\$0.00
EXPENSES Total:		\$730,663.39	\$947,219.31	\$657,311.68	\$945,500.00	\$945,500.00	\$945,500.00
491 DPW FACILITIES MAINTENANCE DIV		\$2,288,887.09	\$2,740,139.31	\$2,116,910.25	\$2,842,492.00	\$2,842,492.00	\$2,842,492.00
GENERAL FUND Total:		\$2,288,887.09	\$2,740,139.31	\$2,116,910.25	\$2,842,492.00	\$2,842,492.00	\$2,842,492.00
Grand Total:		\$2,288,887.09	\$2,740,139.31	\$2,116,910.25	\$2,842,492.00	\$2,842,492.00	\$2,842,492.00

491	DEPARTMENT OF PUBLIC WORKS - Facilities Maintenance									
	PERSONNEL SERVICES									
						FY26	FY26			FY26
					FY25	DEPT	MAYOR		FY26	MAYOR
DEPT	POSITION	CLASS/ STEP	HOURS	STAFF	F T E REQ	F T E REQ	F T E REC	FY25 APPROPRIATION	DEPT REQUEST	& Council REC
01-491-1-5111	Facilities Maintenance Superintendent ¹	Angelo Febbo	UNCL	40	1	1	1	\$107,070	\$120,582	\$120,582
01-491-1-5111	Administrative Assistant ²	Roberta Suppa	A-6U/8	35	1	1	1	\$70,766	\$72,889	\$72,889
01-491-1-5143	Administrative Assistant	Roberta Suppa	Longevity					\$1,000	\$1,000	\$1,000
01-491-1-5111	Facilities Maintenance Mechanic ²	Paul Bernier	W-14U/4	40	1	1	1	\$101,670	\$104,707	\$104,707
01-491-1-5193	Facilities Maintenance Mechanic	Paul Bernier	Clothing					\$700	\$700	\$700
01-491-1-5196	Facilities Maintenance Mechanic	Paul Bernier	Tools					\$200	\$200	\$200
01-491-1-5111	Facilities Maintenance Plumber ²	Derek Cipriano	W-14U/4	40	1	1	1	\$101,670	\$104,707	\$104,707
01-491-1-5193	Facilities Maintenance Plumber ²	Derek Cipriano	Clothing					\$700	\$700	\$700
01-491-1-5196	Facilities Maintenance Plumber ²	Derek Cipriano	Tools					\$200	\$200	\$200
01-491-1-5111	Facilities Maintenance Supervisor ²	Anthony Ferrante	W-13U/4	40	1	1	1	\$98,675	\$101,639	\$101,639
01-491-1-5193	Facilities Maintenance Supervisor	Anthony Ferrante	Clothing					\$700	\$700	\$700
01-491-1-5196	Facilities Maintenance Supervisor	Anthony Ferrante	Longevity					\$900	\$900	\$900
01-491-1-5196	Facilities Maintenance Mechanic	Anthony Ferrante	Tools					\$200	\$200	\$200
01-491-1-5111	Facilities Maintenance Carpenter ²	Anthony Medeiros	W-13U/4	40	1	1	1	\$98,675	\$101,639	\$101,639
01-491-1-5143	Facilities Maintenance Carpenter	Anthony Medeiros	Longevity					\$1,550	\$1,750	\$1,750
01-491-1-5193	Facilities Maintenance Carpenter	Anthony Medeiros	Clothing					\$700	\$700	\$700
01-491-1-5111	Facilities Maintenance Carpenter ²	Tom Maloney (WC)	W-13U/4	40	1	1	1	\$98,675	\$101,639	\$101,639
01-491-1-5193	Facilities Maintenance Carpenter	Tom Maloney	Clothing					\$700	\$700	\$700
01-491-1-5111	Lead Custodian / General Maintenance (Eve) ²	Richard Cardosi	W-11U/4	40	1	1	1	\$79,997	\$82,397	\$82,397
01-491-1-5143	Lead Custodian / General Maintenance	Richard Cardosi	Longevity					\$1,750	\$1,750	\$1,750
01-491-1-5193	Lead Custodian / General Maintenance	Richard Cardosi	Clothing					\$700	\$700	\$700
01-491-1-5111	Lead Custodian / General Maintenance ²	Joseph Keefe	W-11U/4	40	1	1	1	\$79,997	\$82,397	\$82,397
01-491-1-5143	Lead Custodian / General Maintenance	Joseph Keefe	Longevity					\$1,350	\$1,550	\$1,550
01-491-1-5193	Lead Custodian / General Maintenance	Joseph Keefe	Clothing					\$700	\$700	\$700
01-491-1-5111	Facilities Maintenance Craftsman/Tiler ³	Saban Skaljic (WC)	W-9U/4	40	1	0	0	\$74,048	\$0	\$0
01-491-1-5143	Custodian / General Maintenance	Saban Skaljic (WC)	Longevity					\$0	\$0	\$0
01-491-1-5193	Facilities Maintenance Craftsman/Tiler	Saban Skaljic (WC)	Clothing					\$700	\$0	\$0
01-491-1-5111	Craftsman ⁴	Matt Grassa	W-10U/4	40	1	0	0	\$77,938	\$0	\$0
01-491-1-5193	Craftsman	Matt Grassa	Clothing					\$700	\$0	\$0
01-491-1-5143	Craftsman	Matt Grassa	Longevity					\$900	\$0	\$0
										Continued...

						FY26	FY26			FY26
						FY25	DEPT	MAYOR		FY26
			CLASS/		F T E	F T E	F T E		FY25	DEPT
DEPT	POSITION		STEP	HOURS	STAFF	REQ	REC		APPROPRIATION	REQUEST
										REC
01-491-1-5111	Custodian / General Maintenance ²	Steven Baldi	W-7U/4	40	1	1	1		\$65,562	\$67,538
01-491-1-5143	Custodian / General Maintenance	Steven Baldi	Longevity						\$1,350	\$1,350
01-491-1-5193	Custodian / General Maintenance	Steven Baldi	Clothing						\$700	\$700
01-491-1-5111	Custodian / General Maintenance ²	Matteo DiNunzio	W-7U/4	40	1	1	1		\$65,562	\$67,538
01-491-1-5143	Custodian / General Maintenance	Matteo DiNunzio	Longevity						\$1,550	\$1,550
01-491-1-5193	Custodian / General Maintenance	Matteo DiNunzio	Clothing						\$700	\$700
01-491-1-5111	Custodian / General Maintenance ³	Jason LaMonica	W-9U4	40	1	1	1		\$65,562	\$76,285
01-491-1-5143	Custodian / General Maintenance	Jason LaMonica	Longevity						\$900	\$900
01-491-1-5193	Custodian / General Maintenance	Jason LaMonica	Clothing						\$700	\$700
01-491-1-5111	Custodian / General Maintenance ⁵	Domenic Maccioli	W-9U4	40	1	1	1		\$65,562	\$76,285
01-491-1-5143	Custodian / General Maintenance	Domenic Maccioli	Longevity						\$900	\$900
01-491-1-5193	Custodian / General Maintenance	Domenic Maccioli	Clothing						\$700	\$700
01-491-1-5111	Custodian / General Maintenance ²	Jeffery Bernard	W-7U/4	40	1	1	1		\$65,562	\$67,538
01-491-1-5143	Custodian / General Maintenance	Jeffery Bernard	Longevity						\$0	\$900
01-491-1-5193	Custodian / General Maintenance	Jeffery Bernard	Clothing						\$700	\$700
01-491-1-5111	Custodian / General Maintenance ²	Asima Memic	W-7U/4	40	1	1	1		\$65,562	\$67,538
01-491-1-5193	Custodian / General Maintenance	Asima Memic	Clothing						\$700	\$700
01-491-1-5111	Custodian / General Maintenance ²	Asmira Mekic	W-7U/4	40	1	1	1		\$65,562	\$67,538
01-491-1-5193	Custodian / General Maintenance	Asmira Mekic	Clothing						\$700	\$700
01-491-1-5111	Custodian / General Maintenance ²	Vacant (prev WC Hutchinson)	W-7U/3	40	1	1	1		\$63,898	\$64,214
01-491-1-5143	Custodian / General Maintenance	Vacant (prev WC Hutchinson)	Longevity						\$900	\$900
01-491-1-5193	Custodian / General Maintenance	Vacant (prev WC Hutchinson)	Clothing						\$700	\$700
01-491-1-5111	Custodian / General Maintenance ²	Chad Luongo	W-7U/4	40	0	1	1		\$0	\$67,538
01-491-1-5143	Custodian / General Maintenance	Chad Luongo	Longevity						\$0	\$900
01-491-1-5193	Custodian / General Maintenance	Chad Luongo	Clothing						\$0	\$700
01-491-1-5111	Custodian / General Maintenance ²	Michael DiPietro	W-7U/4	40	0	1	1		\$0	\$67,538
01-491-1-5143	Custodian / General Maintenance	Michael DiPietro	Longevity						\$0	\$1,550
01-491-1-5193	Custodian / General Maintenance	Michael DiPietro	Clothing						\$0	\$700
					19	19	19			
491	DPW Facilities Maintenance TOTAL									
		ASMIRA MEKIC								
							Salary (5111)		\$1,518,070	\$1,568,392
							On Call Stipend (5114)		\$5,200	\$5,200
							Overtime (5130)		\$230,000	\$280,000
							Longevity (5143)		\$12,150	\$15,900
							Above Grade Differential (5144)		\$15,000	\$15,000
							Clothing Allowance (5193)		\$11,900	\$11,900
							Tool Allowance (5196)		\$600	\$600
							Personnel Total:		\$1,792,920	\$1,896,992
Notes to Budget:										
¹ 3% COLA on administrative salary. Mayor approved 10k increase in FY25										
² Local 25 Clerical & DPW increased 3% per pending contracts.										
³ WC case settled. Jason LaMonica promoted to this position W-9U4										
⁴ EE resigned										
⁵ Domenic Maccioli promoted to W-9U4										

(491) DPW Facilities Maintenance Division - Notes to Budget

	FY25 Budget	FY26 Request	\$ + / -	% + / -	
<u>Personnel Services</u>					
Salaries	1,443,070	1,568,392	125,322	9%	3% COLA on administrative salaries. Local 25 Clerical & DPW contract increased 3% per pending contracts.
On Call Stipend	5,200	5,200	0	0%	Foreman and Lead Custodian alternate weekends.
					To cover programs at Rec Center & Pope John. Increase to account for COLA, step increases and growing needs due to aging infrastructure and preventative maintenance. This account line is used to cover the cost of overtime associated with the Wellness Center, Armory, City Hall, Rec. Center, etc. Also for all city events that require building maint. participation. Police & 911 wknds. & Holidays w/dbl. time.
Overtime	305,000	280,000	(25,000)	-8%	
Longevity	12,150	15,900	3,750	31%	Paid to employees who have reached employment milestones of 10, 15, 20, 25 & 30 years.
Above Grade Differentials	15,000	15,000	0	0%	Per Local 25 contract any employee required to work above their pay grade is to receive an above grade differential.
Clothing Allowance	11,900	11,900	0	0%	Contractual, \$700 per Local 25 DPW worker per year.
Tools for Mechanics	600	600	0	0%	Contractual, \$200 per designated Local 25 DPW worker per year.
Total Personnel Services	\$1,792,920	\$1,896,992	\$104,072	6%	
<u>General Operating Expenses - Facilities</u>					
Office Supplies	4,200	3,000	(1,200)	-29%	For office supplies as needed.
Other Charges	3,719	0	(3,719)	-100%	New GL Account
City Bldgs. Seasonal Exp	24,433	25,000	567	2%	Level funded for city buildings all seasonal lights/décor, Spring & Winter supplies
HVAC Service Contract/Repairs	120,000	120,000	0	0%	Materials and supplies. Older infrastructure, making more installs & repairs in-house.
Elevator Service Contract	90,000	90,000	0	0%	Level funded for contract w/ Delta Beckwith - service 7 elevators. City Hall, Parlin Library, Shute Library, Police, Old EHS & Pope John. Aging elevators in need of frequent servicing.
Cleaning Service Contract/City Hall	35,000	35,000	0	0%	Level funded for Citron feminine hygiene and diaper disposal, Cintas rugs for City Hall, EPD, Recreation Ctr. Also includes Wellness Center & seasonal cleaning of Memorial Stadium. Majority done in-house.
Building Repair & Maintenance	415,000	415,000	0	0%	Level funded for all city bldgs. Doing more in-house repairs. American Alarm, Beantown Pest, Collins Overhead, Craftsman Glass, FW Webb, Encore Fire, Home Depot, Masslock, Weld Power, etc. Preventative maintenance and emergency repairs needed at all city buildings and properties.
Custodial Supplies	88,800	90,000	1,200	1%	Majority of installs & repairs completed in-house to keep costs down.
Wire Expenses	20,000	20,000	0	0%	For all city buildings.
Utilities	135,000	135,000	0	0%	For all city buildings.
Professional Development	2,500	2,500	0	0%	Industrial Mobile Boiler for Old EHS building
Uniforms	8,567	10,000	1,433	17%	Continuing education
Total Expenditures	\$947,219	\$945,500	(\$1,719)	0%	Staff uniforms, hiring 2 more people (prev positions on WC), price increasing
Total Facilities Budget	\$2,740,139	\$2,842,492	\$102,353	4%	

City of Everett
Everett Budget Council Summary Report
FY2026 City Budget - NO SCHOOLS

492 - DPW ENGINEERING DIVISION		FY2024	FY2025	FY2025	FY2026	FY2026 Mayor	FY2026 Council
Account Number	Account Description	Expended	Budget	Expended	Requested	Recommended	Approved
PERSONNEL							
01-492-1-5111	SALARIES ENGINEERING	\$439,242.71	\$466,480.00	\$404,410.51	\$545,011.00	\$545,011.00	\$545,011.00
01-492-1-5113	PART TIME ENGINEERING	\$0.00	\$0.00	\$0.00	\$15,662.00	\$15,662.00	\$15,662.00
01-492-1-5130	OVERTIME ENGINEERING	\$0.00	\$500.00	\$0.00	\$0.00	\$0.00	\$0.00
01-492-1-5143	LONGEVITY ENGINEERING	\$1,700.00	\$1,700.00	\$3,150.00	\$2,300.00	\$2,300.00	\$2,300.00
01-492-1-5144	ABOVE GRADE DIFFERENTIAL	\$0.00	\$0.00	\$185.60	\$0.00	\$0.00	\$0.00
PERSONNEL Total:		\$440,942.71	\$468,680.00	\$407,746.11	\$562,973.00	\$562,973.00	\$562,973.00
EXPENSES							
01-492-2-5230	STORMWATER EXPENDITURES	\$244,460.00	\$250,000.00	\$4,000.00	\$200,000.00	\$200,000.00	\$200,000.00
01-492-2-5240	EQUIPMENT MAINT./REPAIR	\$42.84	\$2,000.00	\$2,000.00	\$1,000.00	\$1,000.00	\$1,000.00
01-492-2-5300	PROFESSIONAL SERVICES	\$72,076.27	\$200,000.00	\$33,075.52	\$200,000.00	\$200,000.00	\$200,000.00
01-492-2-5420	OFFICE SUPPLIES	\$3,821.89	\$10,000.00	\$5,783.38	\$5,000.00	\$5,000.00	\$5,000.00
01-492-2-5421	OFFICE EQUIPMENT	\$22,820.84	\$12,961.66	\$1,449.35	\$10,000.00	\$10,000.00	\$10,000.00
01-492-2-5434	FIELD EQUIPMENT & SUPPLIES	\$3,981.61	\$10,000.00	\$1,432.43	\$5,000.00	\$5,000.00	\$5,000.00
01-492-2-5435	STORM WATER INV & REPAIRS	\$-0.02	\$0.00	\$0.00	\$0.00	\$0.00	\$0.00
01-492-2-5541	CENTER LINE X-WALK MARK	\$0.00	\$150,000.00	\$0.00	\$150,000.00	\$150,000.00	\$150,000.00
01-492-2-5705	ANNUAL ENVIRONMENTAL REPORTING	\$0.00	\$20,000.00	\$0.00	\$20,000.00	\$20,000.00	\$20,000.00
01-492-2-5710	PROFESSIONAL DEVELOPMENT	\$0.00	\$5,000.00	\$115.24	\$4,000.00	\$4,000.00	\$4,000.00
01-492-2-5734	LICENSES & MEMBERSHIP FEES	\$0.00	\$500.00	\$0.00	\$400.00	\$400.00	\$400.00
01-492-2-5765	OTHER CHARGES	\$0.00	\$7,038.34	\$7,038.34	\$0.00	\$0.00	\$0.00
01-492-2-5881	SOFTWARE SUBSCRIPTION	\$0.00	\$0.00	\$0.00	\$12,000.00	\$12,000.00	\$12,000.00
EXPENSES Total:		\$347,203.43	\$667,500.00	\$54,894.26	\$607,400.00	\$607,400.00	\$607,400.00
492 DPW ENGINEERING DIVISION Total:		\$788,146.14	\$1,136,180.00	\$462,640.37	\$1,170,373.00	\$1,170,373.00	\$1,170,373.00
GENERAL FUND Total:		\$788,146.14	\$1,136,180.00	\$462,640.37	\$1,170,373.00	\$1,170,373.00	\$1,170,373.00
Grand Total:		\$788,146.14	\$1,136,180.00	\$462,640.37	\$1,170,373.00	\$1,170,373.00	\$1,170,373.00

492	DEPARTMENT OF PUBLIC WORKS - Engineering Division									
	PERSONNEL SERVICES									
						FY26	FY26			FY26
					FY25	DEPT	MAYOR		FY26	MAYOR
			CLASS/		F T E	F T E	F T E	FY25	DEPT	& Council
DEPT	POSITION		STEP	HOURS	STAFF	REQ	REC	APPROPRIATION	REQUEST	REC
01-492-1-5111	Director of Engineering ¹	Erik Swanson	UNCL	35	1	1	1	\$130,375	\$130,375	\$130,375
01-492-1-5111	City Engineer*	Julius Ofurie	UNCL	35	1	1	1	\$113,018	\$116,408	\$116,408
01-492-1-5143	City Engineer	Julius Ofurie	Longevity					\$1,700	\$850	\$850
01-492-1-5111	Civil Engineering Aide ⁶	Dennis Gooding	UNCL	35	1	1	1	\$73,202	\$82,608	\$82,608
01-492-1-5111	Project Coordinator ²	Patrick Johnston	UNCL	19.5	0	0.5	0.5	\$0	\$40,560	\$40,560
01-492-1-5111	Administrative Assistant ³	Kimberly Rauseo	A-6U/8	35	1	1	1	\$70,766	\$72,889	\$72,889
01-492-1-5143	Administrative Assistant	Kimberly Rauseo	Longevity					\$0	\$1,450	\$1,450
01-492-1-5113	Coop/Intern ⁴	Vacant	UNCL	12	0	0.3	0.3	\$0	\$15,600	\$15,600
01-492-1-5111	Junior Engineer ⁵	Vacant	UNCL	35	1	0	0	\$77,250	\$0	\$0
01-492-1-5111	Engineer	Vacant	UNCL	35	0	1	1	\$0	\$100,000	\$100,000
					5.0	5.8	5.8			
492	DPW Engineering TOTAL									
							Salary (5111)	\$466,480	\$545,011	\$545,011
							Part-Time (5113)	\$0	\$15,662	\$15,662
							Overtime (5130)	\$500	\$0	\$0
							Longevity (5143)	\$1,700	\$2,300	\$2,300
							Above Grade Differential (5144)	\$0	\$0	\$0
							Personnel Total:	\$468,680	\$562,973	\$562,973
Notes to Budget:										
¹ 0% COLA for Director, 3% Cola adjustments on other positions.										
² This position is part-time. The primary responsibility for this position is to coordinate design and permitting of the Island End resiliency project. This project is funded through state and federal grants. There is an in-kind match requirement for these grants, and this position is critical to meeting that goal.										
³ Local 25 Clerical union increased 3% per pending contract.										
⁴ This position is part-time.										
⁵ This position was advertised for more than a year, without any viable candidates to fill the vacancy. Will utilize coop/intern for projects & design. Additional inspection work will be handled by outside consultants.										
⁶ EE received a raise in FY25										
⁷ New position										

(492) DPW Engineering Division - Notes to Budget

	FY25 Budget	FY26 Request	\$ + / -	% + / -	
Personnel Services					
Salaries	466,480	545,011	78,531	17%	Director of Engineering not requesting COLA for himself. 3% COLA on other administrative salaries. Dennis Gooding salary adjustment in FY25 due to change in responsibilities. Local 25 Clerical member 3% increase in anticipation of a new contract. Not hiring a Junior Engineer in FY26. New Engineer position.
	0	15,662			Coop/Intern. Not hiring Junior Engineer.
Overtime	500	0	(500)	-100%	In lieu of comp time if requested.
Longevity	1,700	2,300	600	35%	Mr. Ofurie
Above Grade Differentials	0	0	0	#DIV/0!	Contractual per Local 25 Clerical.
Total Personnel Services	\$468,680	\$562,973	\$94,293	20%	
General Operating Expenses -Engineering					
Stormwater Expenditures	250,000	200,000	(50,000)	-20%	This fund will provide for construction of smaller "trouble spot" drainage projects. Planned for this fiscal year are: Kelvin Street Outfall permitting. This fund will also provide for ongoing stormwater maintenance (purchase/rental of equipment, materials, and contractors if needed) for open channels, as well as parts of the existing drainage system that need upgrades.
Equipment Maint/Repair	2,000	1,000	(1,000)	-50%	Reduced \$1K by CC LY. Maintenance of field equipment.
Professional Services	200,000	200,000	0	0%	Professional engineering services to support construction and permitting of infrastructure improvements throughout the City.
Office Supplies	10,000	5,000	(5,000)	-50%	Printer paper - general office supplies.
Other Charges	7,038	0	(7,038)	-100%	Other Charges
Software Subscriptions	0	12,000	12,000	#DIV/0!	2 Civil 3d licenses (\$3,750 ea.), 1/2 of mapping services, misc. GIS
Office Equipment	12,962	10,000	(2,962)	-23%	New printer, plotter.
Field Equipment & Supplies	10,000	5,000	(5,000)	-50%	Equipment and supplies to support GPS data collection and field work.
Center Line X-walk Mark	150,000	150,000	0	0%	Line markings for entire city. Using more durable product. City Council has requested additional line markings throughout the city.
Annual Environment Reporting	20,000	20,000	0	0%	Annual Environmental Reporting are needed for stormwater discharge MS4 permit report made in compliance with EPA/DEP regulations.
Professional Development	5,000	4,000	(1,000)	-20%	Hazardous Mitigation Plan (HMP) updates.
Licenses & Membership Fees	500	400	(100)	-20%	Continuing education courses/engineering/construction.
Total Expenditures	\$667,500	\$607,400	(\$60,100)	-9%	Licenses & Membership fees for Director and City Engineer.
Total	\$1,136,180	\$1,170,373	\$34,193	3%	

City of Everett
Everett Budget Council Summary Report
FY2026 City Budget - NO SCHOOLS

493 - DPW PARKS AND CEMETERIES DIV							
Account Number	Account Description	FY2024 Expended	FY2025 Budget	FY2025 Expended	FY2026 Requested	FY2026 Mayor Recommended	FY2026 Council Approved
PERSONNEL							
01-493-1-5111	SALARIES PARKS	\$865,871.12	\$1,236,124.00	\$956,234.93	\$1,363,024.00	\$1,363,024.00	\$1,363,024.00
01-493-1-5113	PART TIME PARKS	\$60,000.00	\$36,000.00	\$15,680.09	\$81,000.00	\$81,000.00	\$81,000.00
01-493-1-5130	OVERTIME PARKS	\$183,473.01	\$195,000.00	\$179,767.40	\$191,750.00	\$191,750.00	\$191,750.00
01-493-1-5142	NIGHT DIFFERENTIAL PARKS	\$666.50	\$0.00	\$0.00	\$0.00	\$0.00	\$0.00
01-493-1-5143	LONGEVITY PARKS	\$10,950.00	\$13,300.00	\$13,300.00	\$8,350.00	\$8,350.00	\$8,350.00
01-493-1-5144	ABOVE GRADE DIFFERENTIAL PARKS	\$11,642.83	\$5,400.00	\$0.00	\$5,400.00	\$5,400.00	\$5,400.00
01-493-1-5160	TREE STIPEND PARKS	\$4,575.60	\$10,000.00	\$1,985.25	\$10,000.00	\$10,000.00	\$10,000.00
01-493-1-5193	CLOTHING ALLOWANCE PARKS	\$6,300.00	\$9,800.00	\$9,800.00	\$11,200.00	\$11,200.00	\$11,200.00
PERSONNEL Total:		\$1,143,479.06	\$1,505,624.00	\$1,176,767.67	\$1,670,724.00	\$1,670,724.00	\$1,670,724.00
EXPENSES							
01-493-2-5255	LANDSCAPING	\$292,779.00	\$575,000.00	\$332,312.23	\$575,000.00	\$575,000.00	\$575,000.00
01-493-2-5256	GRAFFITI REMOVAL	\$0.00	\$5,000.00	\$0.00	\$5,000.00	\$5,000.00	\$5,000.00
01-493-2-5257	GLENWOOD CEMETERY EXPENSES	\$4,105.34	\$60,000.00	\$21,892.58	\$60,000.00	\$60,000.00	\$60,000.00
01-493-2-5259	OUTDOOR WINTERIZATION	\$0.00	\$15,000.00	\$1,879.00	\$15,000.00	\$15,000.00	\$15,000.00
01-493-2-5300	PROFESSIONAL SERVICES	\$0.00	\$30,000.00	\$18,350.00	\$30,000.00	\$30,000.00	\$30,000.00
01-493-2-5435	REPAIR & MAINTENANCE	\$92,298.92	\$185,000.00	\$60,119.07	\$185,000.00	\$185,000.00	\$185,000.00
01-493-2-5439	TREES SEED & SOD SUPPLIES	\$23,707.75	\$80,000.00	\$14,431.36	\$80,000.00	\$80,000.00	\$80,000.00
01-493-2-5830	CONCRETE LINERS	\$0.00	\$10,000.00	\$2,475.00	\$10,000.00	\$10,000.00	\$10,000.00
EXPENSES Total:		\$412,891.01	\$960,000.00	\$451,459.24	\$960,000.00	\$960,000.00	\$960,000.00
493 DPW PARKS AND CEMETERIES DIV Total:		\$1,556,370.07	\$2,465,624.00	\$1,628,226.91	\$2,630,724.00	\$2,630,724.00	\$2,630,724.00
GENERAL FUND Total:		\$1,556,370.07	\$2,465,624.00	\$1,628,226.91	\$2,630,724.00	\$2,630,724.00	\$2,630,724.00
Grand Total:		\$1,556,370.07	\$2,465,624.00	\$1,628,226.91	\$2,630,724.00	\$2,630,724.00	\$2,630,724.00

493	DEPARTMENT OF PUBLIC WORKS - Parks and Cemeteries Division						FY25	FY26		
	PERSONNEL SERVICES									
						FY26	FY26			FY26
					FY25	DEPT	MAYOR		FY26	MAYOR
			CLASS/		F T E	F T E	F T E	FY25	DEPT	& Council
DEPT	POSITION		STEP	HOURS	STAFF	REQ	REC	APPROPRIATION	REQUEST	REC
01-493-1-5111	Parks, Cemetery & Sanitation Director ^{1,3 11}	Kevin Noonan (prev. Scott Martinelli)	UNCL	40	1	1	1	\$101,119	\$120,133	\$120,133
01-493-1-5143	Parks, Cemetery & Sanitation Director	Kevin Noonan	Longevity					\$0	\$800	\$800
01-493-1-5111	Administrative Assistant ^{2, 10}	Frances Moccia	A-6U/8	35	1	0	0	\$70,766	\$0	\$0
01-493-1-5143	Administrative Assistant	Frances Moccia	Longevity					\$1,000	\$0	\$0
01-493-1-5111	General Foreman ²	Paul DeMato	W-13U/4	40	1	1	1	\$98,675	\$101,635	\$101,635
01-493-1-5143	General Foreman	Paul DeMato	Longevity					\$1,550	\$1,550	\$1,550
01-493-1-5193	General Foreman	Paul DeMato	Clothing					\$700	\$700	\$700
01-493-1-5111	Working Foreman (cemetery) ⁴	Francis McGrath	W-11U/4	40	1	1	1	\$79,997	\$82,397	\$82,397
01-493-1-5143	Working Foreman	Francis McGrath	Longevity					\$1,750	\$900	\$900
01-493-1-5193	Working Foreman	Francis McGrath	Clothing					\$700	\$700	\$700
01-493-1-5111	Working Foreman (parks) ⁵	Matthew Ragucci	W-11U/4	40	1	1	1	\$79,997	\$82,397	\$82,397
01-493-1-5143	Working Foreman	Matthew Ragucci	Longevity					\$1,750	\$900	\$900
01-493-1-5193	Working Foreman	Matthew Ragucci	Clothing					\$700	\$700	\$700
01-493-1-5111	Craftsman - SMEO w/CDL & Hoisting	Vacant	W-11U/4	40	1	1	1	\$79,997	\$82,397	\$82,397
01-493-1-5193	Craftsman - SMEO w/CDL & Hoisting	Vacant	Clothing					\$700	\$700	\$700
01-493-1-5111	Craftsman - SMEO w/CDL & Hoisting ²	Joseph Paoletta	W-10U/4	40	1	1	1	\$77,938	\$80,276	\$80,276
01-493-1-5193	Craftsman - SMEO w/CDL & Hoisting	Joe Paoletta	Clothing					\$700	\$700	\$700
01-493-1-5111	Craftsman - SMEO w/CDL & Hoisting ²	Charles Montesano	W-10U/4	40	1	1	1	\$77,938	\$80,276	\$80,276
01-493-1-5143	Craftsman - SMEO w/CDL & Hoisting	Charles Montesano	Longevity					\$900	\$900	\$900
01-493-1-5193	Craftsman - SMEO w/CDL & Hoisting	Charles Montesano	Clothing					\$700	\$700	\$700
01-493-1-5111	Craftsman - SMEO w/CDL & Hoisting ⁷	Richard Dellasola (prev. vacant)	W-10U/4	40	1	1	1	\$77,938	\$80,276	\$80,276
01-493-1-5143	Craftsman - SMEO w/CDL & Hoisting	Richard Dellasola	Longevity					\$900	\$0	\$0
01-493-1-5193	Craftsman - SMEO w/CDL & Hoisting	Richard Dellasola	Clothing					\$700	\$700	\$700
01-493-1-5111	Craftsman - HMEO w/CDL ²	Joseph Baldacchino	W-9U/4	40	1	1	1	\$74,048	\$76,294	\$76,294
01-493-1-5143	Craftsman - HMEO w/CDL	Joseph Baldacchino	Longevity					\$1,150	\$1,150	\$1,150
01-493-1-5193	Craftsman - HMEO w/CDL	Joseph Baldacchino	Clothing					\$700	\$700	\$700
01-493-1-5111	Craftsman - Tiler ²	Michele DiFlorio (WC)	W-9U/4	40	1	1	1	\$74,048	\$76,294	\$76,294
01-493-1-5143	Craftsman - Tiler	Michele DiFlorio	Longevity					\$1,150	\$1,150	\$1,150
01-493-1-5193	Craftsman - Tiler	Michele DiFlorio	Clothing					\$700	\$700	\$700
										Continued...

						FY26	FY26			FY26
						FY25	DEPT	MAYOR		MAYOR
			CLASS/		F T E	F T E	F T E		FY25	& Council
DEPT	POSITION		STEP	HOURS	STAFF	REQ	REC	APPROPRIATION	REQUEST	REC
01-493-1-5111	Craftsman - HME0 (No CDL) ²	Khyle Hope	W-8U/4	40	1	1	1	\$69,160	\$71,240	\$71,240
01-493-1-5193	Craftsman - HME0 (No CDL)	Khyle Hope	Clothing					\$700	\$700	\$700
01-493-1-5111	Craftsman ^{2, 6}	Mark Geyhart (prev Donald Lariviere)	W-7U/4	40	1	1	1	\$65,562	\$67,538	\$67,538
01-493-1-5143	Craftsman	Mark Geyhart (prev Donald Lariviere)	Longevity					\$1,350	\$0	\$0
01-493-1-5193	Craftsman	Mark Geyhart (prev Donald Lariviere)	Clothing					\$700	\$700	\$700
01-493-1-5111	Craftsman (sign shop w/o CDL) ^{2, 9}	Joseph Ronan	W-13U/2	40	1	1	1	\$72,883	\$92,643	\$92,643
01-493-1-5143	Craftsman (sign shop)	Joseph Ronan	Longevity					\$900	\$900	\$900
01-493-1-5193	Craftsman (sign shop)	Joseph Ronan	Clothing					\$700	\$700	\$700
01-493-1-5111	Craftsman ²	Paul Blauvelt	W-7U/4	40	1	1	1	\$65,562	\$67,538	\$67,538
01-493-1-5193	Craftsman	Paul Blauvelt	Clothing					\$700	\$700	\$700
01-493-1-5143	Craftsman	Paul Blauvelt	Longevity					\$900	\$900	\$900
01-493-1-5111	Craftsman ²	Salvatore DiPierro	W-7U/4	40	1	1	1	\$65,562	\$67,538	\$67,538
01-493-1-5193	Craftsman	Salvatore DiPierro	Clothing					\$700	\$700	\$700
01-493-1-5111	Craftsman - tree crew ⁸	Eric Rumson	W-7U/3	40	0	1	1	\$0	\$65,811	\$65,811
01-493-1-5193	Craftsman - tree crew	Eric Rumson	Clothing					\$0	\$700	\$700
01-493-1-5111	Craftsman - tree crew ⁸	Vacant	W-7U/1	40	0	1	1	\$0	\$62,911	\$62,911
01-493-1-5193	Craftsman - tree crew	Vacant	Clothing					\$0	\$700	\$700
					16	17	17			
493	DPW Parks & Cemeteries TOTAL									
							Salary (5111)	\$1,236,124	\$1,363,024	\$1,363,024
							Part Time (5113)	\$81,000	\$81,000	\$81,000
							Overtime (5130)	\$150,000	\$191,750	\$191,750
							Longevity (5143)	\$13,300	\$8,350	\$8,350
							Above Grade Differential (5144)	\$5,400	\$5,400	\$5,400
							Tree Stipend (5160)	\$10,000	\$10,000	\$10,000
							Clothing Allowance (5193)	\$9,800	\$11,200	\$11,200
							Personnel Total:	\$1,505,624	\$1,670,724	\$1,670,724
Notes to Budget:										
¹ 3% COLA added to administrative salary.										
² Local 25 DPW & Clerical unions 3% increase in anticipation of a new contract.										
³ Scott Martinelli moved to DPW executive. Position reclassification.										
⁴ Francis McGraph moved to Working Foremen (cemetery) position.										
⁵ Matthew Ragucci moved to Working Foreman (parks) position. He was promoted in August 2024										
⁶ Mark Geyhart replaces retired Donald Lariviere.										
⁷ Richard Dellasola transferred from Water & Sewer department.										
⁸ Position moved from Highway (see note 4 in Highway dept)										
⁹ Previously W-11U/2 grade position										
¹⁰ Moving Frances Moccia to exec/admin department										
¹¹ This is not a 18% increase, LY Scott Martinelli										

(493) DPW Parks & Cemeteries Division - Notes to Budget

	FY25 Budget	FY26 Request	\$ + / -	% + / -	
<u>Personnel Services</u>					
Salaries	1,236,124	1,363,024	126,900	10%	3% COLA on administrative salaries. Local 25 DPW & Clerical increased, 3% per pending contract.
Part Time	36,000	81,000	45,000	125%	Temp workers as needed.
Overtime	195,000	191,750	(3,250)	-2%	When needed for Local 25 DPW & Clerical employees, includes \$35k for the tree crew.
Night Differential	0	0		#DIV/0!	Funding not requested.
Longevity	13,300	8,350	(4,950)	-37%	Paid to employees who have reached employment milestones of 10, 15, 20, 25 & 30 years.
Above Grade Differentials	5,400	5,400	0	0%	Per the Local 25 DPW contract any employee required to work above their pay grade is to receive an above grade differential.
Tree Stipend	10,000	10,000	0	0%	Per Local 25 DPW contract for those on the tree crew.
Clothing Allowance	9,800	11,200	1,400	14%	Per the Local 25 DPW contract all workers are awarded a \$700 clothing allowance.
Total Personnel Services	\$1,505,624	\$1,670,724	\$165,100	11%	
<u>General Operating Expenses - Parks & Cemeteries</u>					
Other Expenses	0	0	0	#DIV/0!	New GL Account
Landscaping	575,000	575,000	0	0%	The contract for Landscaping and Parks is renewed. Additional parks and locations will be included. Including flowers and supplies. Looking to add more perennials to parks for cost savings.
Graffiti Removal	5,000	5,000	0	0%	Level funded for removal of graffiti and painting over graffiti that cannot be removed using traditional measures.
Glenwood Cemetery Expenses	60,000	60,000	0	0%	Level funded for Rocky Hill, Pontem Software, American Cemetery, Masslock, Alarm Devices.
Outdoor Winterization	15,000	15,000	0	0%	Part of the winterization process is also the opening in spring. We used funds from Maintenance and supplies and will use this account for spring opening, depending on parts and labor.
Professional Services	30,000	30,000	0	0%	Reduced \$25K at Budget Hearing LY. For services needed by Park division.
Repair & Maintenance	185,000	185,000	0	0%	Based on quotes received for repairs to fields and parks; portable restrooms; fence replacement and maintenance; painting of fields; turf maintenance; irrigation supplies and repairs as needed; supplies for landscaping done in-house.
Trees Seed & Sod Supplies	80,000	80,000	0	0%	Level funded based on quotes received for the cost of trees, loam and mulch.
Concrete Liners	10,000	10,000	0	0%	Level funded for pre-cast concrete burial boxes. Increased costs of material and burials.
Total Expenditures	\$960,000	\$960,000	\$0	0%	
Total	\$2,465,624	\$2,630,724	\$165,100	7%	

City of Everett
Everett Budget Council Summary Report
FY2026 City Budget - NO SCHOOLS

494 - DPW STADIUM DIVISION		FY2024	FY2025	FY2025	FY2026	FY2026 Mayor	FY2026 Council
Account Number	Account Description	Expended	Budget	Expended	Requested	Recommended	Approved
EXPENSES							
01-494-2-5255	MAINTENANCE TO FIELD	\$0.00	\$20,000.00	\$0.00	\$20,000.00	\$20,000.00	\$20,000.00
01-494-2-5435	REPAIR & MAINTENANCE	\$0.00	\$16,500.00	\$0.00	\$16,500.00	\$16,500.00	\$16,500.00
EXPENSES Total:		\$0.00	\$36,500.00	\$0.00	\$36,500.00	\$36,500.00	\$36,500.00
494 DPW STADIUM DIVISION Total:		\$0.00	\$36,500.00	\$0.00	\$36,500.00	\$36,500.00	\$36,500.00
GENERAL FUND Total:		\$0.00	\$36,500.00	\$0.00	\$36,500.00	\$36,500.00	\$36,500.00
Grand Total:		\$0.00	\$36,500.00	\$0.00	\$36,500.00	\$36,500.00	\$36,500.00

(494) DPW Stadium Division - Notes to Budget

	FY25	FY26	\$	%	
	Budget	Request	+ / -	+ / -	
<u>Stadium Division</u>					
Other Expenses	0	0	0	#DIV/0!	New GL Account
Fuel	0	0	0	#DIV/0!	Not required in FY25. For heating the field house (Direct Energy).
Equipment Motor Maint	0	0	0	#DIV/0!	Not needed in FY25.
Maintenance to Field	20,000	20,000	0	0%	New Turf will be installed in mid June and Completed in July. Will need updated rakes and materials
Repair & Maint Supplies/Mtrl	16,500	16,500	0	0%	This is for ancillary fixes to gates and fences and locker rooms
Total	\$36,500	\$36,500	\$0	0%	

City of Everett
Everett Budget Council Summary Report
FY2026 City Budget - NO SCHOOLS

495 - DPW HIGHWAY DIVISION							
Account Number	Account Description	FY2024 Expended	FY2025 Budget	FY2025 Expended	FY2026 Requested	FY2026 Mayor Recommended	FY2026 Council Approved
PERSONNEL							
01-495-1-5111	SALARIES HIGHWAY	\$1,093,601.62	\$1,295,045.00	\$1,080,538.19	\$1,256,846.00	\$1,154,737.00	\$1,154,737.00
01-495-1-5130	OVERTIME HIGHWAY	\$216,738.64	\$183,600.00	\$177,155.70	\$191,862.00	\$191,862.00	\$191,862.00
01-495-1-5142	NIGHT DIFFERENTIAL HIGHWAY	\$895.14	\$3,780.00	\$2,515.52	\$3,780.00	\$3,780.00	\$3,780.00
01-495-1-5143	LONGEVITY HIGHWAY	\$8,300.00	\$12,450.00	\$12,450.00	\$11,800.00	\$10,600.00	\$10,600.00
01-495-1-5144	ABOVE GRADE DIFFERENTIAL	\$7,463.41	\$16,200.00	\$11,364.37	\$16,200.00	\$16,200.00	\$16,200.00
01-495-1-5193	CLOTHING ALLOWANCE HIGHWAY	\$9,100.00	\$11,200.00	\$11,200.00	\$10,500.00	\$10,500.00	\$10,500.00
01-495-1-5196	TOOLS FOR MECHANICS HIGHWAY	\$200.00	\$200.00	\$200.00	\$200.00	\$200.00	\$200.00
PERSONNEL Total:		\$1,336,298.81	\$1,522,475.00	\$1,295,423.78	\$1,491,188.00	\$1,387,879.00	\$1,387,879.00
EXPENSES							
01-495-2-5241	CONSTRUCTION/REPAIRS	\$652.47	\$25,000.00	\$11,918.29	\$25,000.00	\$25,000.00	\$25,000.00
01-495-2-5268	CONTRACTED SERVICES / EQUIPMENT	\$139,497.47	\$139,000.00	\$108,369.47	\$110,000.00	\$110,000.00	\$110,000.00
01-495-2-5280	EQUIPMENT HIRE	\$14,021.12	\$15,000.00	\$8,118.96	\$15,000.00	\$15,000.00	\$15,000.00
01-495-2-5435	REPAIR & MAINTENANCE	\$39,417.14	\$82,000.00	\$48,533.06	\$86,000.00	\$86,000.00	\$86,000.00
01-495-2-5436	STREET CLEANING SUPPLIES &	\$0.00	\$20,000.00	\$0.00	\$20,000.00	\$20,000.00	\$20,000.00
01-495-2-5440	STREET & TRAFFIC SIGNS	\$20,056.72	\$45,000.00	\$19,729.99	\$45,000.00	\$45,000.00	\$45,000.00
01-495-2-5543	CEMENT STONE & ASPHALT	\$46,589.03	\$90,000.00	\$26,485.54	\$125,000.00	\$125,000.00	\$125,000.00
01-495-2-5856	OTHER - POLICE DETAILS	\$6,325.00	\$15,000.00	\$5,850.00	\$15,000.00	\$15,000.00	\$15,000.00
EXPENSES Total:		\$266,558.95	\$431,000.00	\$229,005.31	\$441,000.00	\$441,000.00	\$441,000.00
495 DPW HIGHWAY DIVISION Total:		\$1,602,857.76	\$1,953,475.00	\$1,524,429.09	\$1,932,188.00	\$1,828,879.00	\$1,828,879.00
GENERAL FUND Total:		\$1,602,857.76	\$1,953,475.00	\$1,524,429.09	\$1,932,188.00	\$1,828,879.00	\$1,828,879.00
Grand Total:		\$1,602,857.76	\$1,953,475.00	\$1,524,429.09	\$1,932,188.00	\$1,828,879.00	\$1,828,879.00

495	DEPARTMENT OF PUBLIC WORKS - Highway Division									
	PERSONNEL SERVICES									
						FY26	FY26			FY26
					FY25	DEPT	MAYOR		FY26	MAYOR
			CLASS/		F T E	F T E	F T E	FY25	DEPT	& Council
DEPT	POSITION		STEP	HOURS	STAFF	REQ	REC	APPROPRIATION	REQUEST	REC
01-495-1-5111	Highway Superintendent ¹	Richard Odonnell	UNCL	40	1	1	0	\$98,741	\$101,703	\$0
01-495-1-5143	Highway Superintendent	Richard Odonnell	Longevity					\$1,200	\$1,200	\$0
01-495-1-5111	Principal Clerk ²	N/A	C-6U/5	20	0	0	0	\$1	\$1	\$1
01-495-1-5111	Work Foreman / Hwy-Bldg-Grounds ⁴	Position reclass (prev Joe Nolette W	W-11U/4	40	1	0	0	\$79,997	\$0	\$0
01-495-1-5143	Work Foreman / Hwy-Bldg-Grounds	Joe Nolette/WC	Longevity					\$1,150	\$0	\$0
01-495-1-5193	Work Foreman / Hwy-Bldg-Grounds	Joe Nolette/WC	Clothing					\$700	\$0	\$0
01-495-1-5111	Work Foreman / Hwy-Bldg-Grounds ³	Antonio Ventresca	W-11U/4	40	1	1	1	\$79,997	\$82,389	\$82,389
01-495-1-5143	Work Foreman / Hwy-Bldg-Grounds	Antonio Ventresca	Longevity					\$1,550	\$1,550	\$1,550
01-495-1-5193	Work Foreman / Hwy-Bldg-Grounds	Antonio Ventresca	Clothing					\$700	\$700	\$700
01-495-1-5111	Signal Maintainer ³	Kenneth Dellisola	W-11U/4	40	1	1	1	\$79,997	\$82,389	\$82,389
01-495-1-5143	Signal Maintainer	Kenneth Dellisola	Longevity					\$1,550	\$1,550	\$1,550
01-495-1-5193	Signal Maintainer	Kenneth Dellisola	Clothing					\$700	\$700	\$700
01-495-1-5196	Signal Maintainer	Kenneth Dellisola	Tools					\$200	\$200	\$200
01-495-1-5111	Specialist Craftsman-SMEO w/CDL & Hoisting	Thomas Golden	W-13U/2	40	1	1	1	\$89,939	\$92,643	\$92,643
01-495-1-5143	Specialist Craftsman-SMEO w/CDL & Hoisting	Thomas Golden	Longevity					\$1,150	\$1,150	\$1,150
01-495-1-5193	Craftsman - SMEO w/CDL & Hoisting	Thomas Golden	Clothing					\$700	\$700	\$700
01-495-1-5111	Craftsman - SMEO w/ CDL & Hoisting ³	Joseph Recuperero	W-10U/4	40	1	1	1	\$77,938	\$80,267	\$80,267
01-495-1-5143	Craftsman - SMEO w/CDL & Hoisting	Joseph Recuperero	Longevity					\$1,350	\$1,350	\$1,350
01-495-1-5193	Craftsman - SMEO w/CDL & Hoisting	Joseph Recuperero	Clothing					\$700	\$700	\$700
01-495-1-5111	Craftsman - SMEO w/ CDL & Hoisting ³	Jason Papa	W-10U/4	40	1	1	1	\$77,938	\$80,267	\$80,267
01-495-1-5193	Craftsman - SMEO w/CDL & Hoisting	Jason Papa	Clothing					\$700	\$700	\$700
01-495-1-5111	Craftsman - SMEO w/ CDL & Hoisting ^{3, 5}	Jesse Winocour	W-10U/4	40	1	1	1	\$74,568	\$80,267	\$80,267
01-495-1-5143	Craftsman - SMEO w/CDL & Hoisting	Jesse Winocour	Longevity					\$900	\$900	\$900
01-495-1-5193	Craftsman - SMEO w/CDL & Hoisting	Jesse Winocour	Clothing					\$700	\$700	\$700
01-495-1-5111	Craftsman - HMEO w/CDL CLASS A ³	Roubens Fauche	W-9AU/4	40	1	1	1	\$77,771	\$80,101	\$80,101
01-495-1-5193	Craftsman - HMEO w/CDL CLASS A	Roubens Fauche	Clothing					\$700	\$700	\$700
01-495-1-5143	Craftsman - HMEO w/CDL CLASS A	Roubens Fauche	Longevity					\$900	\$900	\$900
01-495-1-5111	Craftsman - HMEO w/CDL ³	Gregory Reed	W-9U/4	40	1	1	1	\$74,048	\$76,294	\$76,294
01-495-1-5143	Craftsman - HMEO w/CDL	Gregory Reed	Longevity					\$900	\$1,150	\$1,150
01-495-1-5193	Craftsman - HMEO w/CDL	Gregory Reed	Clothing					\$700	\$700	\$700
										Continued...

						FY26	FY26			FY26
					FY25	DEPT	MAYOR		FY26	MAYOR
DEPT	POSITION		CLASS/ STEP	HOURS	F T E STAFF	F T E REQ	F T E REC	FY25 APPROPRIATION	DEPT REQUEST	& Council REC
01-495-1-5111	Watchman - HMEOW/CDL (40 Hours) ^{3,5}	Owen Gillis	W-9U/3	40	1	1	1	\$68,120	\$72,966	\$72,966
01-495-1-5193	Watchman - HMEOW/CDL (40 Hours)	Owen Gillis	Clothing					\$700	\$700	\$700
01-495-1-5111	Watchman - HMEOW/CDL ^{3,5}	Joseph LaMonica	W-9U/4	40	1	1	1	\$70,866	\$76,294	\$76,294
01-495-1-5193	Watchman - HMEOW/CDL	Joseph LaMonica	Clothing					\$700	\$700	\$700
01-495-1-5111	Craftsman - HMEOW/CDL ³	Pedro Rivera	W-8U/4	40	1	1	1	\$69,160	\$71,240	\$71,240
01-495-1-5193	Craftsman - HMEOW/CDL	Pedro Rivera	Clothing					\$700	\$700	\$700
01-495-1-5143	Craftsman - HMEOW/CDL	Pedro Rivera	Longevity					\$900	\$900	\$900
01-495-1-5111	Craftsman ³	Michael Russo	W-9U/4	40	1	1	1	\$74,048	\$76,294	\$76,294
01-495-1-5143	Craftsman	Michael Russo	Longevity					\$900	\$1,150	\$1,150
01-495-1-5193	Craftsman	Michael Russo	Clothing					\$700	\$700	\$700
01-495-1-5111	Craftsman ³	James Tiberii (WC)	W-7U/4	40	1	1	1	\$65,562	\$67,538	\$67,538
01-495-1-5193	Craftsman	James Tiberii	Clothing					\$700	\$700	\$700
01-495-1-5111	Craftsman ^{3,6}	Kevin Shapleigh	W-7U/3	40	1	1	1	\$65,624	\$63,648	\$63,648
01-495-1-5193	Craftsman	Kevin Shapleigh	Clothing					\$700	\$700	\$700
60-450-1-5111	Craftsman - Meter Service Craftsman ³	Anthony Escobar	W-7U/4	40	1	1	1	\$65,562	\$67,538	\$67,538
60-450-1-5193	Craftsman - Meter Service Craftsman	Anthony Escobar	Clothing					\$700	\$700	\$700
					17	16	15			
495	DPW Highway TOTAL									
						Salary (5111)		\$1,295,045	\$1,256,846	\$1,154,737
						Overtime (5130)		\$183,600	\$191,862	\$191,862
						Night Differential (5142)		\$3,780	\$3,780	\$3,780
						Longevity (5143)		\$12,450	\$11,800	\$10,600
						Above Grade Differential (5144)		\$16,200	\$16,200	\$16,200
						Clothing Allowance (5193)		\$11,200	\$10,500	\$10,500
						Tools (5196)		\$200	\$200	\$200
						Personnel Total:		\$1,522,475	\$1,491,188	\$1,387,879
Notes to Budget:										
¹ Duties absorbed by Operations Manager.										
² Not requesting funding for this position in FY25.										
³ Local 25 DPW union 3% increase in anticipation of pending contract.										
⁴ WC case resolved, using the funding to create W7U/1 Craftsmen & W7U/3 and moving the positions to Parks.										
⁵ EE going 1 step higher.										
⁶ Previously higher step position										

(495) DPW Highway Division - Notes to Budget

	FY25 Budget	FY26 Request	\$ + / -	% + / -	
<u>Personnel Services</u>					
Salaries	1,295,045	1,154,737	(140,308)	-11%	Highway Superintendent duties absorbed by Operations Manager. Local 25 DPW union 3% increase in anticipation of a new contract.
Overtime	183,600	191,862	8,262	5%	When needed.
Night Differential	3,780	3,780	0	0%	Per the Local 25 DPW contract any employee regularly scheduled between the hours of 6 pm until 6 am are to receive a night differential of \$1/hour. This accounts for (2) 40 hour Watchmen.
Longevity	12,450	10,600	(1,850)	-15%	Paid to employees who have reached employment milestones of 10, 15, 20, 25 & 30 years.
Above Grade Differential	16,200	16,200	0	0%	Per the Local 25 DPW contract any employee required to work above their pay grade is to receive an above grade differential.
Clothing Allowance	11,200	10,500	(700)	-6%	Per the Local 25 DPW contract all workers are awarded a \$700 Clothing Allowance.
Tools	200	200	0	0%	Per DPW Local 25 contract for specific employees.
Total Personnel Services	\$1,522,475	\$1,387,879	(\$134,596)	-9%	
<u>General Operating Expenses - Highway</u>					
Other Expenses	0	0	0	#DIV/0!	New GL Account
Construction Repairs	25,000	25,000	0	0%	Level funded for parts for equipment
Contracted Services	110,000	110,000	0	0%	Street Sweeping Contract out to bid, waiting for final selection. This may need to be increased.
Equipment Hire	15,000	15,000	0	0%	We have purchased some equipment to lessen the need but busy season coming up from bad winter
Repair & Maintenance	86,000	86,000	0	0%	We had worse than normal winter due to demand for supplies & materials needed to do street repair & maintenance. We are trying to keep flat. Past season coming up based on snow.
Street Cleaning Sup & Equip	20,000	20,000	0	0%	Level funded for supplies and equipment for city owned sweeper.
Street & Traffic Signs	45,000	45,000	0	0%	Need to replace many signs on Ferry and Elm. Also supplies, materials and message boards.
Cement Stone & Asphalt	115,000	125,000	10,000	9%	Level funded for cement, stone and asphalt.
Other Police Details	15,000	15,000	0	0%	Level funded and used as needed.
Total Expenditures	\$431,000	\$441,000	\$10,000	2%	
Total	\$1,953,475	\$1,828,879	(\$124,596)	-6%	

City of Everett
Everett Budget Council Summary Report
FY2026 City Budget - NO SCHOOLS

496 - DPW SNOW AND ICE DIVISION							
Account Number	Account Description	FY2024 Expended	FY2025 Budget	FY2025 Expended	FY2026 Requested	FY2026 Mayor Recommended	FY2026 Council Approved
PERSONNEL							
01-496-1-5130	S & I OVERTIME	\$121,127.50	\$100,000.00	\$184,939.40	\$100,000.00	\$100,000.00	\$100,000.00
01-496-1-5159	SNOW STIPEND	\$12,630.00	\$0.00	\$4,523.87	\$0.00	\$0.00	\$0.00
PERSONNEL Total:		\$133,757.50	\$100,000.00	\$189,463.27	\$100,000.00	\$100,000.00	\$100,000.00
EXPENSES							
01-496-2-5280	CONTRACTED SERVICES	\$83,940.00	\$50,000.00	\$202,435.00	\$50,000.00	\$50,000.00	\$50,000.00
01-496-2-5434	S & I SUPPLIES & MATERIALS	\$40,537.04	\$50,000.00	\$42,831.43	\$50,000.00	\$50,000.00	\$50,000.00
01-496-2-5446	S & I REPAIR /MAINTENANCE	\$0.00	\$7,500.00	\$0.00	\$10,000.00	\$10,000.00	\$10,000.00
01-496-2-5480	S & I FUEL	\$0.00	\$25,000.00	\$0.00	\$25,000.00	\$25,000.00	\$25,000.00
01-496-2-5536	S & I SALT	\$223,725.65	\$250,000.00	\$378,182.63	\$350,000.00	\$350,000.00	\$350,000.00
EXPENSES Total:		\$348,202.69	\$382,500.00	\$623,449.06	\$485,000.00	\$485,000.00	\$485,000.00
496 DPW SNOW AND ICE DIVISION Total:		\$481,960.19	\$482,500.00	\$812,912.33	\$585,000.00	\$585,000.00	\$585,000.00
GENERAL FUND Total:		\$481,960.19	\$482,500.00	\$812,912.33	\$585,000.00	\$585,000.00	\$585,000.00
Grand Total:		\$481,960.19	\$482,500.00	\$812,912.33	\$585,000.00	\$585,000.00	\$585,000.00

(496) DPW Snow & Ice - Notes to Budget

	FY25 Budget	FY26 Request	\$ + / -	% + / -	
<u>Personnel Services</u>					
S & I Overtime	100,000	100,000	0	0%	Snow and Ice is dependent upon number of ice and snow event. No way of predicting.
Snow Stipend	0	0	0	#DIV/0!	
Total Personnel Services	\$100,000	\$100,000	\$0	0%	
<u>General Operating Expenses</u>					
Other Expenses	0	0	0	#DIV/0!	
Contracted Services	50,000	50,000	0	0%	This line is for outside contractors who assist with plowing and/or salting. Competitive pricing increase expected.
S & I Supplies & Materials	50,000	50,000	0	0%	Level funded for supplies needed for winter season.
S & I Repair Maintenance	7,500	10,000	2,500	33%	This line is increased to \$2,500 for FY26 to account for inflation and aging equipment. These costs are associated with repairs/maintenance needed to vehicles and/or equipment used during snow / ice emergencies.
S & I Fuel	25,000	25,000	0	0%	Used for fuel.
S & I Salt	250,000	350,000	100,000	40%	Salt used over the entire City. Increase in cost per number of snow/ice events and to account for the inflation.
Total Expenditures	\$382,500	\$485,000	\$102,500	27%	
Total Snow & Ice	\$482,500	\$585,000	\$102,500	21%	

City of Everett
Everett Budget Council Summary Report
FY2026 City Budget - NO SCHOOLS

497 - DPW SOLID WASTE DIVISION		FY2024	FY2025	FY2025	FY2026	FY2026 Mayor	FY2026 Council
Account Number	Account Description	Expended	Budget	Expended	Requested	Recommended	Approved
EXPENSES							
01-497-2-5290	REFUSE COLLECTION	\$2,014,702.37	\$2,300,000.00	\$1,641,530.26	\$2,400,000.00	\$2,400,000.00	\$2,400,000.00
01-497-2-5293	SOLID WASTE DISPOSAL	\$1,523,374.98	\$1,927,610.00	\$1,296,286.67	\$2,023,990.00	\$2,023,990.00	\$2,023,990.00
01-497-2-5297	RECYCLABLES DISPOSAL	\$408,349.10	\$562,000.00	\$229,456.87	\$590,100.00	\$590,100.00	\$590,100.00
01-497-2-5298	HAZARDOUS WASTE COLL/DISP	\$3,077.80	\$55,000.00	\$23,158.92	\$55,000.00	\$55,000.00	\$55,000.00
01-497-2-5299	RUBBL/YARD WASTE DISPOSAL	\$9,925.00	\$80,000.00	\$14,085.00	\$80,000.00	\$80,000.00	\$80,000.00
EXPENSES Total:		\$3,959,429.25	\$4,924,610.00	\$3,204,517.72	\$5,149,090.00	\$5,149,090.00	\$5,149,090.00
497 DPW SOLID WASTE DIVISION Total:		\$3,959,429.25	\$4,924,610.00	\$3,204,517.72	\$5,149,090.00	\$5,149,090.00	\$5,149,090.00
GENERAL FUND Total:		\$3,959,429.25	\$4,924,610.00	\$3,204,517.72	\$5,149,090.00	\$5,149,090.00	\$5,149,090.00
Grand Total:		\$3,959,429.25	\$4,924,610.00	\$3,204,517.72	\$5,149,090.00	\$5,149,090.00	\$5,149,090.00

(497) DPW - Solid Waste - Notes to Budget

	FY25 Budget	FY26 Request	\$ + / -	% + / -	
Solid Waste					
Other Expenses	0	0	0	#DIV/0!	
Refuse Collection	2,300,000	2,400,000	100,000	4%	Increase for Capitol Waste contract price.
Solid Waste Disposal	1,927,610	2,023,990	96,380	5%	Win Waste contract price new contract
Recyclables Disposal	562,000	590,100	28,100	5%	Going out to Bid estimated increase
Hazardous Waste Coll/Disp	55,000	55,000	0	0%	Triumvirate - Street sweeping disposal and supplies.
Rubl/Yard Waste Disposal	80,000	80,000	0	0%	Level funded for Northgate Recycling, Rocky Hill - Includes tree stumps, street waste (old pavement), street sweeping waste. Also included citywide disposal and hazardous waste events.
Total Solid Waste	\$4,924,610	\$5,149,090	\$224,480	5%	

City of Everett
Everett Budget Council Summary Report
FY2026 City Budget - NO SCHOOLS

510 - DEPT OF HEALTH & HUMAN SERVICE							
Account Number	Account Description	FY2024 Expended	FY2025 Budget	FY2025 Expended	FY2026 Requested	FY2026 Mayor Recommended	FY2026 Council Approved
PERSONNEL							
01-510-1-5111	SALARIES HEALTH & HUMAN SERVICES	\$1,528,211.93	\$2,190,717.00	\$1,390,601.47	\$2,333,706.00	\$2,333,706.00	\$2,333,706.00
01-510-1-5113	PART TIME HEALTH & HUMAN	\$24,000.00	\$70,000.00	\$149,088.19	\$82,400.00	\$82,400.00	\$82,400.00
01-510-1-5130	OVERTIME HEALTH & HUMAN	\$39,190.89	\$34,500.00	\$38,726.66	\$50,000.00	\$50,000.00	\$50,000.00
01-510-1-5141	EDUCATION HEALTH & HUMAN	\$0.00	\$66,500.00	\$18,788.87	\$66,500.00	\$66,500.00	\$66,500.00
01-510-1-5143	LONGEVITY HEALTH & HUMAN	\$4,400.00	\$5,200.00	\$5,200.00	\$5,700.00	\$5,700.00	\$5,700.00
01-510-1-5144	ABOVE GRADE DIFFERENTIAL HEALTH	\$400.00	\$400.00	\$0.00	\$400.00	\$400.00	\$400.00
01-510-1-5191	BOARD OF HEALTH STIPEND	\$5,791.64	\$6,200.00	\$4,883.86	\$6,200.00	\$6,200.00	\$6,200.00
01-510-1-5193	CLOTHING ALLOWANCE HEALTH &	\$750.00	\$6,250.00	\$3,500.00	\$6,250.00	\$6,250.00	\$6,250.00
PERSONNEL Total:		\$1,602,744.46	\$2,379,767.00	\$1,610,789.05	\$2,551,156.00	\$2,551,156.00	\$2,551,156.00
EXPENSES							
01-510-2-5249	EQUIPMENT REPAIRS	\$195.00	\$500.00	\$0.00	\$500.00	\$500.00	\$500.00
01-510-2-5300	PROFESSIONAL SERVICES	\$233,552.14	\$450,000.00	\$399,602.75	\$800,000.00	\$450,000.00	\$450,000.00
01-510-2-5303	DOMESTIC VIOLENCE PREVENTION	\$14,000.00	\$0.00	\$0.00	\$0.00	\$0.00	\$0.00
01-510-2-5403	VACCINES	\$18,657.48	\$25,000.00	\$13,047.15	\$25,000.00	\$25,000.00	\$25,000.00
01-510-2-5420	OFFICE SUPPLIES	\$3,141.38	\$4,000.00	\$2,320.37	\$4,500.00	\$4,500.00	\$4,500.00
01-510-2-5710	PROFESSIONAL DEVELOPMENT OFFICE	\$1,662.82	\$2,500.00	\$2,278.00	\$2,500.00	\$2,500.00	\$2,500.00
01-510-2-5780	MOSQUITO CONTROL	\$20,000.00	\$20,000.00	\$20,000.00	\$20,800.00	\$20,800.00	\$20,800.00
01-511-2-5310	MEDICAL SUPPLIES	\$3,340.81	\$7,800.00	\$2,403.37	\$6,000.00	\$6,000.00	\$6,000.00
01-511-2-5383	MEDICAL WASTE	\$3,554.37	\$5,200.00	\$2,814.70	\$7,000.00	\$7,000.00	\$7,000.00
01-511-2-5710	PROFESSIONAL DEVELOPMENT NURSES	\$2,177.82	\$4,000.00	\$1,741.82	\$4,000.00	\$4,000.00	\$4,000.00
01-511-2-5718	EDUCATION INCENTIVE	\$0.00	\$15,000.00	\$0.00	\$15,000.00	\$15,000.00	\$15,000.00
EXPENSES Total:		\$300,281.82	\$534,000.00	\$444,208.16	\$885,300.00	\$535,300.00	\$535,300.00
510 DEPT OF HEALTH & HUMAN SERVICE		\$1,903,026.28	\$2,913,767.00	\$2,054,997.21	\$3,436,456.00	\$3,086,456.00	\$3,086,456.00
GENERAL FUND Total:		\$1,903,026.28	\$2,913,767.00	\$2,054,997.21	\$3,436,456.00	\$3,086,456.00	\$3,086,456.00
Grand Total:		\$1,903,026.28	\$2,913,767.00	\$2,054,997.21	\$3,436,456.00	\$3,086,456.00	\$3,086,456.00

510	DEPARTMENT OF HEALTH & HUMAN SERVICES									
	PERSONNEL SERVICES									
						FY26	FY26			FY26
	Ana Hernandez				FY25	DEPT	MAYOR		FY26	MAYOR
DEPT	POSITION	CLASS/ STEP	HOURS	F T E STAFF	F T E REQ	F T E REC	FY25 APPROPRIATION	DEPT REQUEST	& Council REC	
01-510-1-5111	Public Health Director ¹	SABRINA FIRICANOLOBONO	UNCL	35	1	1	\$111,461	\$114,805	\$114,805	
01-510-1-5193	Public Health Director	Sabrina Firicano-LoBono	Clothing				\$250	\$250	\$250	
01-510-1-5143	Public Health Director	Sabrina Firicano-LoBono	Longevity				\$800	\$800	\$800	
01-510-1-5111	Public Health Nurse ¹	Krista Costello	UNCL	35	1	1	\$92,882	\$95,668	\$95,668	
01-510-1-5193	Public Health Nurse	Krista Costello	Clothing				\$250	\$250	\$250	
01-510-1-5111	Health & Wellness Coordinator ¹	Rana Wehbe	UNCL	35	1	1	\$90,640	\$93,359	\$93,359	
01-510-1-5111	Health & Human Services Equity Access Officer ¹	Antoinette Octaveblanchard	UNCL	35	1	1	\$90,150	\$92,855	\$92,855	
01-510-1-5111	Substance Abuse Prevention Coordinator ¹	Christopher Simonelli	UNCL	23	0.66	0.66	\$62,063	\$63,925	\$63,925	
01-510-1-5111	Mental Health Clinician ⁵	Vacant	UNCL	35	0	0	\$0	\$0	\$0	
01-510-1-5111	Public Health Nurse PT ¹	Joanne Agnes	UNCL	25	0.71	0.71	\$38,714	\$39,875	\$39,875	
01-510-1-5193	Public Health Nurse PT	Joanne Agnes	Clothing				\$250	\$250	\$250	
01-510-1-5143	Public Health Nurse	Joanne Agnes	Longevity				\$400	\$650	\$650	
01-510-1-5111	Nurse / RN ^{2, 3}	Larissa Strait	RN-U/4	35	1	1	\$78,598	\$83,059	\$83,059	
01-510-1-5193	Nurse / RN	Larissa Strait	Clothing				\$250	\$250	\$250	
01-510-1-5111	Nurse / RN ²	Angela Ciaramaglia	RN-U/4	35	1	1	\$73,117	\$77,264	\$77,264	
01-510-1-5143	Nurse / RN	Angela Ciaramaglia	Longevity				\$1,000	\$1,250	\$1,250	
01-510-1-5193	Nurse / RN	Angela Ciaramaglia	Clothing				\$250	\$250	\$250	
01-510-1-5111	Nurse / RN ²	Britni Chiarello	RN-U/4	35	1	1	\$73,117	\$77,264	\$77,264	
01-510-1-5143	Nurse / RN	Britni Chiarello	Longevity				\$1,000	\$1,000	\$1,000	
01-510-1-5193	Nurse / RN	Britni Chiarello	Clothing				\$250	\$250	\$250	
01-510-1-5111	Nurse / RN ²	Glenn Nadeau	RN-U/4	35	1	1	\$73,117	\$77,264	\$77,264	
01-510-1-5143	Nurse / RN	Glenn Nadeau	Longevity				\$1,000	\$1,000	\$1,000	
01-510-1-5193	Nurse / RN	Glenn Nadeau	Clothing				\$250	\$250	\$250	
01-510-1-5111	Nurse / RN ²	Dina McCarron	RN-U4	35	1	1	\$73,117	\$77,264	\$77,264	
01-510-1-5193	Nurse / RN	Dina McCarron	Clothing				\$250	\$250	\$250	
01-510-1-5143	Nurse / RN	Dina McCarron	Longevity				\$0	\$1,000	\$1,000	
01-510-1-5111	Nurse / RN ²	Maria Woods	RN-U/4	35	1	1	\$73,117	\$77,264	\$77,264	
01-510-1-5193	Nurse / RN	Maria Woods	Clothing				\$250	\$250	\$250	
01-510-1-5111	Nurse / RN ²	Juliana Corey	RN-U/3	35	1	1	\$73,117	\$75,013	\$75,013	
01-510-1-5193	Nurse / RN	Juliana Corey	Clothing				\$250	\$250	\$250	
01-510-1-5111	Nurse / RN ²	SAMARA SILVA	RN-U/3	35	1	1	\$70,979	\$75,013	\$75,013	
01-510-1-5193	Nurse / RN	Samara Silva	Clothing				\$250	\$250	\$250	
									Continued...	

						FY26	FY26			FY26
	Ana Hernandez				FY25	DEPT	MAYOR		FY26	MAYOR
			CLASS/		F T E	F T E	F T E	FY25	DEPT	& Council
DEPT	POSITION		STEP	HOURS	STAFF	REQ	REC	APPROPRIATION	REQUEST	REC
01-510-1-5111	Nurse / RN ²	Ana Hernandez	RN-U/3	35	1	1	1	\$73,117	\$75,013	\$75,013
01-510-1-5193	Nurse / RN	Ana Hernandez	Clothing					\$250	\$250	\$250
01-510-1-5111	Nurse / RN ²	Stephanie Duperier	RN-U/3	35	1	1	1	\$70,979	\$75,013	\$75,013
01-510-1-5193	Nurse / RN	Stephanie Duperier	Clothing					\$250	\$250	\$250
01-510-1-5111	Nurse / RN ²	Erica Bruzinga	RN-U/3	35	1	1	1	\$70,979	\$75,013	\$75,013
01-510-1-5193	Nurse / RN	Erica Bruzinga	Clothing					\$250	\$250	\$250
01-510-1-5111	Nurse / RN ²	Stephanie Cartagenasantos	RN-U/3	35	1	1	1	\$73,117	\$75,013	\$75,013
01-510-1-5193	Nurse / RN	Stephanie Cartagenasantos	Clothing					\$250	\$250	\$250
01-510-1-5111	Nurse / RN ²	Stefanie Oliveira	RN-U/3	35	1	1	1	\$73,117	\$75,013	\$75,013
01-510-1-5193	Nurse / RN	Stefanie Oliveira	Clothing					\$250	\$250	\$250
01-510-1-5111	Nurse / RN ²	Monica Quinones	RN-U/3	35	1	1	1	\$70,979	\$75,013	\$75,013
01-510-1-5193	Nurse / RN	Monica Quinones	Clothing					\$250	\$250	\$250
01-510-1-5111	Nurse / RN ²	Shyae Ellis	RN-U/3	35	1	1	1	\$70,979	\$75,013	\$75,013
01-510-1-5193	Nurse / RN	Shyae Ellis	Clothing					\$250	\$250	\$250
01-510-1-5111	Nurse / RN ²	Vacant	RN-U/3	35	1	1	1	\$73,117	\$75,013	\$75,013
01-510-1-5193	Nurse / RN	Vacant	Clothing					\$250	\$250	\$250
01-510-1-5111	Nurse / RN ²	Vacant	RN-U/3	35	1	1	1	\$70,979	\$75,013	\$75,013
01-510-1-5193	Nurse / RN	Vacant	Clothing					\$250	\$250	\$250
01-510-1-5111	Nurse / RN ²	Vacant	RN-U/3	35	1	1	1	\$70,979	\$75,013	\$75,013
01-510-1-5193	Nurse / RN	Vacant	Clothing					\$250	\$250	\$250
01-510-1-5111	Nurse / RN ²	Vacant	RN-U/2	35	1	1	1	\$70,979	\$72,829	\$72,829
01-510-1-5193	Nurse / RN	Vacant	Clothing					\$250	\$250	\$250
01-510-1-5111	Nurse / RN ²	Vacant	RN-U/2	35	1	1	1	\$70,979	\$72,829	\$72,829
01-510-1-5193	Nurse / RN	Vacant	Clothing					\$250	\$250	\$250
01-510-1-5111	Nurse / RN ²	Vacant	RN-U/2	35	1	1	1	\$70,979	\$72,829	\$72,829
01-510-1-5193	Nurse / RN	Vacant	Clothing					\$250	\$250	\$250
01-510-1-5111	Nurse / RN ²	Vacant	RN-U/2	35	1	1	1	\$70,979	\$72,829	\$72,829
01-510-1-5193	Nurse / RN	Vacant	Clothing					\$250	\$250	\$250
01-510-1-5111	Parent Information Nurse / RN ⁵	Vacant	UNCL	35	0	0	0	\$0	\$0	\$0
01-510-1-5193	Nurse / RN	Vacant	Clothing					\$0	\$0	\$0
01-510-1-5111	Joint Committee/1 vacant	Elvira Pinjic plus Vacant	UNCL	35	1	1	1	\$87,550	\$90,177	\$90,177
01-510-1-5111	Administrative Assistant ⁴	Caitlin Norden	A-6U/8	35	1	1	1	\$70,766	\$72,889	\$72,889
01-510-1-5111	Principal Clerk ⁵	N/A	C-6U/1	35	0	0	0	\$1	\$1	\$1
01-510-1-5113	Nurses - Per Diem ⁶	Varies	RN-U	Varies	0	0	0	\$45,000	\$80,000	\$80,000
01-510-1-5191	Board Chairman	Dr. Sean Connolly	BOH Chair	BOH	0	0	0	\$2,200	\$2,200	\$2,200
01-510-1-5191	Board Member	Joan Lavecchio	BOH	BOH	0	0	0	\$2,000	\$2,000	\$2,000
01-510-1-5191	Board Member	Deanne Mullet	BOH	BOH	0	0	0	\$0	\$2,000	\$2,000
					29.37	29.37	29.37			
										Continued...

						FY26	FY26			FY26
	Ana Hernandez					FY25	DEPT	MAYOR		FY26
			CLASS/ STEP	HOURS	F T E STAFF	F T E REQ	F T E REC	FY25 APPROPRIATION	DEPT REQUEST	& Council REC
DEPT	POSITION									
510	Department of Health & Human Services TOTAL									
							Salary (5111)	\$2,243,717	\$2,333,706	\$2,333,706
							Part Time (5113)	\$45,000	\$82,400	\$82,400
							Overtime (5130)	\$6,500	\$50,000	\$50,000
							Longevity (5143)	\$5,200	\$5,700	\$5,700
							Above Grade Differential (5144)	\$400	\$400	\$400
							Board of Health Stipend (5191)	\$6,200	\$6,200	\$6,200
							Clothing (5193)	\$6,250	\$6,250	\$6,250
							Education (5141)	\$66,500	\$66,500	\$66,500
							Personnel Total:	\$2,379,767	\$2,551,156	\$2,551,156
Notes to Budget:										
¹ 3% COLA added to administrative salary.										
² School RNs are state mandated per capita.										
³ Nurse who covers the Devens School receives a 7% differential per their union contract.										
⁴ Local 25 Clerical union 3% increase per pending contract.										
⁵ Not requesting funding for this position in FY26.										
⁶ Covers duties when permanent nurses take sick and personal time.										

(510) Department of Health - Notes to Budget

	FY25 Budget	FY26 Request	\$ + / -	% + / -	
<u>Personnel Services</u>					
Salaries	2,190,717	2,333,706	142,989	7%	3% COLA added to administrative salaries. RNs salaries increased by about 30% for FY25. Teamsters Local Union 25 clerical salary increased by 3%, per unratified contract, plus a step increase. Reclassification of 4 permanent PT employees to PT GL account.
Part Time Salaries	70,000	82,400	12,400	18%	Per diem nurses assist as a second nurse in a school building, assist with mandated screenings and can fill in when permanent nurses are out. Per diem nurses also can cover at the parent information center to review medical records for new students entering the school system. Currently we have a total of 6 per diem nurses. Each per diem nurse is required to work at least 4 shifts per month. Per diem rate is increased RNs to \$35/hr. and LPNs to \$32/hr. from \$30/hr. to attract more candidates.
Overtime	34,500	50,000	15,500	45%	For nurses to cover before & after school programs and February and April break programs being held at the schools. Before school programs are held at 6 different school buildings and are 1 hour each day; Afterschool programs are held at 7 different school buildings each day and typically run for either 1 hour and 15 minutes or 2 hours and 15 minutes depending on the building. February and April break programs occur in 7 different school buildings and run typically from 4-6 hours per day for the vacation week.
Longevity	5,200	5,700	500	10%	For 10+ years of service. Increased by \$200 per each nurse, per new union ratified contract.
Above Grade Differential	400	400	0	0%	Level funded for when performing tasks that are above the parameters of the job description.
BOH Stipend	6,200	6,200	0	0%	This is for the Board - Dr. Connolly (\$2,200), J. Lavecchio (\$2,000), D. Mullett (\$2,000).
Clothing Allowance	6,250	6,250	0	0%	\$250 per nurse to pay for uniforms/lab coats to be worn in schools & Health Department. CDC guidelines state that uniforms/lab coats must be replaced yearly to prevent unnecessary health risks.
Education	66,500	66,500			Educational bonus of \$3,500 bachelor's and \$5,000 master's. Currently 6 nurses with bachelor's degrees and 1 nurse with a master's degree. and 13 vacant positions, which we do not know if all candidates will have either bachelor's or master's but assume all will have bachelor's.
Total Personnel Services	\$2,379,767	\$2,551,156	\$171,389	7%	

Continued

General Operating Expenses

Equipment Repairs	500	500	0	0%	Used for yearly calibration and repair of vaccine refrigerators and other repairs for BOH machinery.
Other Expenses	0	0	0	#DIV/0!	
					\$130,000 transfer in. Covering the cost of Cataldo RNs to help in the school buildings. The rate currently for Cataldo is \$95.00 and the shift is for 7 hours coming to \$665 per day. We currently have 6 Cataldo nurses per day working in the schools. The Cataldo nurses are serving as a secondary nurse to the main nurse in the buildings and we have Cataldo currently covering the two pre-school buildings until we have more staff.
Professional Services	450,000	450,000	0	0%	
Vaccines	25,000	25,000	0	0%	The cost of flu vaccine.
Office Supplies	4,000	4,500	500	13%	Increase by \$500.00 to purchase ink for school nurse printers.
Prof Development (Office)	2,500	2,500	0	0%	Pays for training to perform basic health department functions at City Hall. CPR/First aid, shelter training and needle use certs. Also MHOA dues and EHA dues and travel expenses when training.
Mosquito Control	20,000	20,800	800	4%	\$10,400 in 6 month intervals.
Medical Supplies	6,000	6,000	0	0%	Level funded for all supplies used during flu clinics, medical emergencies, etc.
Medical Waste	7,000	7,000	0	0%	Level funded for sharps disposal. Pick ups to City Hall and Police station where sharp bins are located.
Prof Development (Nurses)	4,000	4,000	0	0%	Level funded for trainings that are imperative for general & school nursing. DOE certs, AED training, seizure certs, etc.
Education Incentive	15,000	15,000	0	0%	Level funded for those nurses who continue to take classes in the nursing field. \$5,000 stipend for any nurse that completes their DESE certification. Per union contract.
Total Expenditures	\$534,000	\$535,300	\$1,300	0%	
Total	\$2,913,767	\$3,086,456	\$172,689	6%	

City of Everett
Everett Budget Council Summary Report
FY2026 City Budget - NO SCHOOLS

521 - DEPT OF PLANNING & DEVELOPMENT							
Account Number	Account Description	FY2024 Expended	FY2025 Budget	FY2025 Expended	FY2026 Requested	FY2026 Mayor Recommended	FY2026 Council Approved
PERSONNEL							
01-521-1-5111	SALARIES PLANNING & DEVELOPMENT	\$126,691.28	\$520,393.00	\$465,712.61	\$533,112.00	\$526,128.00	\$526,128.00
01-521-1-5130	OVERTIME PLANNING & DEVELOPMENT	\$0.00	\$100.00	\$0.00	\$100.00	\$100.00	\$100.00
01-521-1-5143	LONGEVITY PLANNING & DEVEOPMENT	\$1,450.00	\$1,450.00	\$1,450.00	\$1,850.00	\$1,850.00	\$1,850.00
01-521-1-5191	EVERETT FOOD POLICY COUNCIL	\$6,325.00	\$10,500.00	\$5,125.00	\$10,500.00	\$10,500.00	\$10,500.00
PERSONNEL Total:		\$134,466.28	\$532,443.00	\$472,287.61	\$545,562.00	\$538,578.00	\$538,578.00
EXPENSES							
01-521-2-5300	PROFESSIONAL SERVICES	\$210,057.07	\$300,000.00	\$138,830.75	\$300,000.00	\$300,000.00	\$300,000.00
01-521-2-5313	GIS EXPENSES	\$4,999.80	\$5,000.00	\$0.00	\$5,000.00	\$5,000.00	\$5,000.00
01-521-2-5420	OFFICE SUPPLIES	\$3,142.68	\$4,000.00	\$1,123.69	\$5,000.00	\$5,000.00	\$5,000.00
01-521-2-5580	EQUIPMENT	\$-154.78	\$0.00	\$0.00	\$0.00	\$0.00	\$0.00
01-521-2-5710	PROFESSIONAL DEVELOPMENT	\$2,395.34	\$8,000.00	\$7,430.74	\$8,000.00	\$8,000.00	\$8,000.00
01-521-2-5765	OTHER CHARGES	\$0.00	\$2,945.00	\$2,945.00	\$0.00	\$0.00	\$0.00
EXPENSES Total:		\$220,440.11	\$319,945.00	\$150,330.18	\$318,000.00	\$318,000.00	\$318,000.00
521 DEPT OF PLANNING & DEVELOPMENT		\$354,906.39	\$852,388.00	\$622,617.79	\$863,562.00	\$856,578.00	\$856,578.00
GENERAL FUND Total:		\$354,906.39	\$852,388.00	\$622,617.79	\$863,562.00	\$856,578.00	\$856,578.00
Grand Total:		\$354,906.39	\$852,388.00	\$622,617.79	\$863,562.00	\$856,578.00	\$856,578.00

521	DEPARTMENT OF PLANNING & DEVELOPMENT									
	PERSONNEL SERVICES									
						FY26	FY26			FY26
					FY25	DEPT	MAYOR		FY26	MAYOR
DEPT	POSITION		CLASS/ STEP	HOURS	F T E STAFF	F T E REQ	F T E REC	FY25 APPROPRIATION	DEPT REQUEST	& Council REC
01-521-1-5111	Director of Planning & Development ¹	Matthew Lattanzi	UNCL	35	0.40	0.60	0.60	\$50,266	\$77,665	\$77,665
01-521-1-5111	Affordable Housing Coordinator ²	Zerina Gace	UNCL	35	1.00	0.55	0.55	\$77,234	\$43,747	\$43,747
01-521-1-5111	Conservation Agent/Environmental Planner ³	Thomas Philbin	UNCL	35	1.00	1	1	\$83,597	\$86,105	\$86,105
01-521-1-5143	Conservation Agent/Environmental Planner	Thomas Philbin	Longevity					\$0	\$400	\$400
01-521-1-5111	Environmental/Conservation Policy Manager ³	Katherine Jenkinssullivan	UNCL	35	1.00	1	1	\$82,400	\$90,000	\$84,872
01-521-1-5111	Community Planner/Energy Advocate ⁴	Jonatan Frias Acevedo	UNCL	35	0.55	0.45	0.45	\$36,953	\$32,400	\$30,571
01-521-1-5111	Grant Administrator/Writer ⁵	Jamillah Kasuswa	UNCL	35	1.00	1	1	\$90,000	\$85,490	\$85,490
01-521-1-5192	Tree Warden Arborist	Jacob St Louis	UNCL	35	1.00	1	1	\$77,250	\$78,409	\$78,409
01-521-1-5111	Administrative Assistant ⁶	Jeanne Vitukevich	A-6U/8	35	0.30	0.51	0.51	\$20,611	\$37,173	\$37,173
01-521-1-5143	Administrative Assistant	Jeannie Vitukevich	Longevity					\$1,450	\$1,450	\$1,450
01-521-1-5191	Everett Food Policy Council Stipends ⁷	7 Members (All filled)	Council		0.00	0.00	0.00	\$10,500	\$10,500	\$10,500
					6.25	6.11	6.11			
521	Planning & Development TOTAL									
							Salary (5111)	\$520,393	\$533,112	\$526,128
							Overtime (5130)	\$100	\$100	\$100
							Longevity (5143)	\$1,450	\$1,850	\$1,850
Notes to Budget:							EFP Council Stipend (5191)	\$10,500	\$10,500	\$10,500
							General Fund Total	\$532,443	\$545,562	\$538,578
¹ Partially funded by grant (see below). Annual salary is \$129,414. FY26 request represents 3% COLA										
² Partially funded by grant (see below). Annual salary is \$79,539. FY26 request represents 3% COLA										
³ 3% COLA, positions fully funded by the city										
⁴ Will be partially reimbursed by a grant from the Community First Partnership. 3% COLA \$67,935.50										
⁵ Position filled at \$83,000 in FY25. FY26 request represents 3% COLA										
⁶ Partially funded by grant (see below). Annual salary is \$72,889										
⁷ Funding 7 members at an annual stipend of \$1,500 each.										
								FY25	FY26	
CDBG	Director of Planning & Development ¹	Matthew Lattanzi	UNCL	35	0.60	0.40		\$75,398	\$51,776	
CDBG	Affordable Housing Coordinator	Zerina Gace	UNCL	35	0.00	0.45		\$0	\$35,793	
CDBG	Administrative Assistant ⁶	Jeanne Vitukevich	A-6U/8	35	0.70	0.41		\$48,094	\$35,716	
BuildingsUpgrade	Sustainability Planner (Part-Time)	Aya Oulal	UNCL		1.00	1.00		\$30,000	\$60,000	
National Grid	Bi-Lingual Energy Advocate	Kervens Estyl	UNCL		1.00	0.57		\$40,000	\$40,000	
CFP	Community Planner/Energy Advocate ⁴	Jonatan Frias Acevedo	UNCL	35	0.45	0.55		\$30,000	\$37,365	
CFP	Energy Advocate	Ricky Freni	UNCL		0.00	0.57		\$0	\$30,000	
521	Planning & Development Grant TOTAL				3.8	4.5		\$223,492	\$290,649	

(521) Planning & Development - Notes to Budget

	FY25 Budget	FY26 Request	\$ + / -	% + / -	
<u>Personnel Services</u>					
Salaries	520,393	\$526,128	5,735	1%	There are no requests to increase headcount within the Department. 3% COLA for all existing staff. Some positions pay supplemented with grants.
Overtime	100	100	0	0%	
Longevity	1,450	1,850	400	28%	Ms. Vitukevich (\$1,450), Philbin (\$400).
Everett Food Policy Council Stipend	10,500	10,500	0	0%	
Total Personnel Services	\$532,443	\$538,578	\$6,135	1%	
<u>General Operating Expenses</u>					
Professional Services	300,000	300,000	0	0%	Includes: police details, appraisal work, printing services, consultant work related to drafting new policies/ordinances (includes: housing, sustainability, transportation/infrastructure improvements, and economic development), consultant work related to Area Planning, and supporting grant matches.
Other Expenses	2,945	0	(2,945)	-100%	New GL account
GIS Expenses	5,000	5,000	0	0%	GIS software, plotter and scanner supplies, technical support.
Office Supplies	4,000	5,000	1,000	25%	WB Mason
Professional Development	8,000	8,000	0	0%	To support staff with specialized workshops and trainings relative to needs.
Total Expenditures	\$319,945	\$318,000	(\$1,945)	-1%	
Total	\$852,388	\$856,578	\$4,190	0%	

City of Everett
Everett Budget Council Summary Report
FY2026 City Budget - NO SCHOOLS

522 - TRANSPORTATION		FY2024	FY2025	FY2025	FY2026	FY2026 Mayor	FY2026 Council
Account Number	Account Description	Expended	Budget	Expended	Requested	Recommended	Approved
PERSONNEL							
01-522-1-5111	SALARIES TRANSPORTATION	\$211,802.68	\$198,253.00	\$186,799.32	\$209,644.00	\$206,632.00	\$206,632.00
01-522-1-5120	INTERNSHIPS TRANSPORTATION	\$0.00	\$25,000.00	\$19,725.00	\$31,200.00	\$31,200.00	\$31,200.00
PERSONNEL Total:		\$211,802.68	\$223,253.00	\$206,524.32	\$240,844.00	\$237,832.00	\$237,832.00
EXPENSES							
01-522-2-5300	PROFESSIONAL SERVICES	\$106,400.43	\$242,961.66	\$13,486.78	\$250,000.00	\$250,000.00	\$250,000.00
01-522-2-5420	OFFICE SUPPLIES	\$1,860.40	\$3,000.00	\$159.51	\$3,000.00	\$3,000.00	\$3,000.00
01-522-2-5710	PROFESSIONAL DEVELOPMENT	\$2,790.24	\$5,000.00	\$2,018.37	\$5,000.00	\$5,000.00	\$5,000.00
01-522-2-5765	OTHER CHARGES	\$0.00	\$7,038.34	\$7,038.34	\$0.00	\$0.00	\$0.00
EXPENSES Total:		\$111,051.07	\$258,000.00	\$22,703.00	\$258,000.00	\$258,000.00	\$258,000.00
522 TRANSPORTATION Total:		\$322,853.75	\$481,253.00	\$229,227.32	\$498,844.00	\$495,832.00	\$495,832.00
GENERAL FUND Total:		\$322,853.75	\$481,253.00	\$229,227.32	\$498,844.00	\$495,832.00	\$495,832.00
Grand Total:		\$322,853.75	\$481,253.00	\$229,227.32	\$498,844.00	\$495,832.00	\$495,832.00

522	DEPARTMENT OF TRANSPORTATION									
	PERSONNEL SERVICES									
						FY26	FY26			FY26
					FY25	DEPT	MAYOR		FY26	MAYOR
			CLASS/		F T E	F T E	F T E	FY25	DEPT	& Council
DEPT	POSITION		STEP	HOURS	STAFF	REQ	REC	APPROPRIATION	REQUEST	REC
01-522-1-5111	Executive Transportation Planner ¹	Jay Monty	UNCL	35	1	1	1	\$120,203	\$123,809	\$123,809
01-522-1-5111	Senior Transportation Planner ²	Eric Molinari	UNCL	35	1	1	1	\$77,250	\$85,000	\$82,000
01-522-1-5111	Junior Transportation Planner Data Analyst ³	Vacant	UNCL	35	0	0	0	\$0	\$0	\$0
					2	2	2			
522	Transportation TOTAL									
							Salary (5111)	\$197,453	\$209,644	\$206,632
							Internships (5120)	\$25,000	\$31,200	\$31,200
							Overtime (5130)	\$100	\$0	\$0
							General Fund Total	\$222,553	\$240,844	\$237,832
Notes to Budget:										
¹ 3% COLA on administrative salary.										
² Requesting higher increase due to responsibilities & making the salary more comparable with other cities.										
³ Not requesting funding in FY26										

(522) Transportation - Notes to Budget

	FY25 Budget	FY26 Request	\$ + / -	% + / -	
<u>Personnel Services</u>					
Salaries	198,253	206,632	8,379	4%	3% COLA on administrative salary. 6% increase for Senior Transportation Planner position.
Internships	25,000	31,200	6,200	25%	These are paid internships with preference given to Everett students interested in the field of planning (or related field). Every year we reach out to the local colleges and universities about this opportunity. We currently have an engineering student filling this position at roughly 20 hours per week. Budget increase is to fund the position at 24 hours per week to accommodate current work load. Typical hourly rate is \$20 to \$25/hour.
Overtime	0	0	0	#DIV/0!	Not requesting in FY25.
Total Personnel Services	\$223,253	\$237,832	\$14,579	7%	
<u>General Operating Expenses</u>					
Professional Services	242,962	250,000	7,038	100%	Police details, appraisal work, printing services, consultant work related to drafting new policies/ordinances, plans and designs
Other Expenses	7,038	0	(7,038)	100%	New GL Account
Office Supplies	3,000	3,000	0	100%	
Professional Development	5,000	5,000	0	100%	To support staff with specialized workshops and trainings relative to needs.
Total Expenditures	\$258,000	\$258,000	\$0	100%	
Total	\$481,253	\$495,832	\$14,579	3%	

City of Everett
Everett Budget Council Summary Report
FY2026 City Budget - NO SCHOOLS

541 - COUNCIL ON AGING		FY2024	FY2025	FY2025	FY2026	FY2026 Mayor	FY2026 Council
Account Number	Account Description	Expended	Budget	Expended	Requested	Recommended	Approved
EXPENSES							
01-541-2-5420	OFFICE SUPPLIES	\$4,451.90	\$4,500.00	\$2,356.68	\$2,500.00	\$2,500.00	\$2,500.00
01-541-2-5710	PROFESSIONAL DEVELOPMENT	\$0.00	\$1,000.00	\$0.00	\$4,000.00	\$4,000.00	\$4,000.00
01-541-2-5780	SENIOR ACTIVITIES EXPENSES	\$24,137.68	\$84,000.00	\$29,857.77	\$101,000.00	\$101,000.00	\$101,000.00
EXPENSES Total:		\$28,589.58	\$89,500.00	\$32,214.45	\$107,500.00	\$107,500.00	\$107,500.00
541 COUNCIL ON AGING Total:		\$28,589.58	\$89,500.00	\$32,214.45	\$107,500.00	\$107,500.00	\$107,500.00
GENERAL FUND Total:		\$28,589.58	\$89,500.00	\$32,214.45	\$107,500.00	\$107,500.00	\$107,500.00
Grand Total:		\$28,589.58	\$89,500.00	\$32,214.45	\$107,500.00	\$107,500.00	\$107,500.00

(541) Council on Aging - Notes to Budget

	FY25 Budget	FY26 Request	\$ + / -	% + / -	
<u>Personnel Services</u>					
Office Supplies	4,500	2,500	(2,000)	-44%	Toner cartridges for fliers, pamphlets, and informational packets to seniors to promote programming and upcoming events. Level Funded.
Other Expenses	0	0	0	#DIV/0!	New GL Account
Professional Development	1,000	4,000	3,000	300%	This is a new account line that would cover the cost of conferences, enrichment programs for employees, courses for staff.
Senior Activities Expenses	84,000	101,000	17,000	20%	Pays for all the supplies used to have events and programming in the Senior Center, including paper products, decorations, coffee, food at some of the senior events, musical bands and singers for senior entertainment, paperware, etc. Costs for supplies has been increasing steadily for the past 2 years.
Total	\$89,500	\$107,500	\$18,000	20%	

City of Everett
Everett Budget Council Summary Report
FY2026 City Budget - NO SCHOOLS

543 - OFFICE OF VETERANS SERVICES							
Account Number	Account Description	FY2024 Expended	FY2025 Budget	FY2025 Expended	FY2026 Requested	FY2026 Mayor Recommended	FY2026 Council Approved
PERSONNEL							
01-543-1-5111	SALARIES VETERAN'S SERVICES	\$60,116.61	\$85,211.00	\$80,808.97	\$87,768.00	\$87,768.00	\$87,768.00
01-543-1-5113	PART TIME SALARY VETERAN'S	\$40,756.10	\$34,619.00	\$32,011.84	\$35,752.00	\$35,752.00	\$35,752.00
PERSONNEL Total:		\$100,872.71	\$119,830.00	\$112,820.81	\$123,520.00	\$123,520.00	\$123,520.00
EXPENSES							
01-543-2-5252	VETERAN BURIALS	\$11,610.00	\$15,000.00	\$9,000.00	\$15,000.00	\$15,000.00	\$15,000.00
01-543-2-5351	WREATHS	\$6,113.13	\$7,000.00	\$5,780.00	\$10,000.00	\$10,000.00	\$10,000.00
01-543-2-5420	OFFICE SUPPLIES	\$679.13	\$1,200.00	\$668.31	\$1,200.00	\$1,200.00	\$1,200.00
01-543-2-5700	CITY FLAGS	\$11,604.89	\$15,000.00	\$14,781.23	\$25,000.00	\$25,000.00	\$25,000.00
01-543-2-5701	VETERANS PLAQUES & SIGNS	\$3,193.50	\$5,000.00	\$3,605.05	\$5,000.00	\$5,000.00	\$5,000.00
01-543-2-5706	WELCOME HOME BANNERS	\$1,356.90	\$500.00	\$253.79	\$0.00	\$0.00	\$0.00
01-543-2-5708	GRADUATE TO GUARDIANS PROGRAM	\$0.00	\$500.00	\$0.00	\$0.00	\$0.00	\$0.00
01-543-2-5709	THANK A VET PROGRAM	\$0.00	\$750.00	\$711.91	\$0.00	\$0.00	\$0.00
01-543-2-5715	TRAVEL	\$603.19	\$500.00	\$0.00	\$500.00	\$500.00	\$500.00
01-543-2-5716	PROFESSIONAL DEVELOPMENT	\$449.00	\$750.00	\$449.00	\$750.00	\$750.00	\$750.00
01-543-2-5765	OTHER CHARGES	\$0.00	\$103.90	\$0.00	\$0.00	\$0.00	\$0.00
01-543-2-5770	VET BEN-ALLOWANCE	\$265,890.38	\$300,000.00	\$276,926.98	\$300,000.00	\$300,000.00	\$300,000.00
01-543-2-5775	VET BEN-DR / DENTIST / HOSPITAL	\$0.00	\$5,000.00	\$774.62	\$5,000.00	\$5,000.00	\$5,000.00
01-543-2-5777	VET BEN-MED EX	\$7,645.21	\$12,000.00	\$7,483.73	\$12,000.00	\$12,000.00	\$12,000.00
01-543-2-5783	VETERANS DAY	\$687.19	\$1,500.00	\$1,335.02	\$0.00	\$0.00	\$0.00
01-543-2-5785	CITY MEMORIAL DAY EXPENSES	\$0.00	\$1,000.00	\$0.00	\$0.00	\$0.00	\$0.00
01-543-2-5792	EVENTS	\$0.00	\$0.00	\$0.00	\$11,500.00	\$11,500.00	\$11,500.00
EXPENSES Total:		\$309,832.52	\$365,803.90	\$321,769.64	\$385,950.00	\$385,950.00	\$385,950.00
543 OFFICE OF VETERANS SERVICES Total:		\$410,705.23	\$485,633.90	\$434,590.45	\$509,470.00	\$509,470.00	\$509,470.00
GENERAL FUND Total:		\$410,705.23	\$485,633.90	\$434,590.45	\$509,470.00	\$509,470.00	\$509,470.00
Grand Total:		\$410,705.23	\$485,633.90	\$434,590.45	\$509,470.00	\$509,470.00	\$509,470.00

543	OFFICE OF VETERAN'S SERVICES									
	PERSONNEL SERVICES									
						FY26	FY26			FY26
					FY25	DEPT	MAYOR		FY26	MAYOR
			CLASS/		F T E	F T E	F T E	FY25	DEPT	& Council
DEPT	POSITION		STEP	HOURS	STAFF	REQ	REC	APPROPRIATION	REQUEST	REC
01-543-1-5111	Veteran's Director ¹	Antoine Coleman	UNCL	35	1	1	1	\$84,872	\$ 87,418.08	\$ 87,418.08
01-543-1-5113	Principal Clerk - Part Time ²	Geraldine Miranda	C-6U/8	20	0.57	0.57	0.57	\$34,481	\$ 35,609.60	\$ 35,609.60
					1.57	1.57	1.57			
543	Veteran's Services TOTAL									
							Salary (5111)	\$85,211	\$87,768	\$87,768
		ANTOINE COLEMAN					Part Time (5113)	\$34,619	\$35,752	\$35,752
		GERALDINE MIRANDA					Personnel Total:	\$119,831	\$123,520	\$123,520
Notes to Budget:										
¹ 3% COLA on administrative salary.										
² Local 25 Clerical union 3 increase in anticipation of a new contract.										

(543) Veterans' Services - Notes to Budget

	FY25 Budget	FY26 Request	\$ + / -	% + / -	
<u>Personnel Services</u>					
Salaries	85,211	87,768	2,557	3%	3% COLA on administrative salary.
Part Time Salary	34,619	35,752	1,133	3%	3% in anticipation of a new contract.
Total Personnel Services	\$119,830	\$123,520	\$3,690	3%	
 <u>General Operating Expenses</u>					
					Level funded. This account is a result of the Commonwealth's FY19 State Budget - commonly referred to as the BRAVE Act. The BRAVE Act increases the burial expense paid by the Commonwealth from \$2K to \$4K for indigent veterans to receive an adequate & dignified funeral. It became effective on Veterans Day, November 11, 2018. Like all of our veterans benefits, this is part of the reimbursement split of 75% Commonwealth and 25% City of Everett.
Veteran Burials	15,000	15,000	0	0%	
Other Expenses	104	0	(104)	-100%	New GL account
Wreaths	7,000	10,000	3,000	43%	Increased for military markers and memorials in advance of Memorial Day. Increase requested due to increase in cost for materials and increase in signs and memorials
Office Supplies	1,200	1,200	0	0%	Level funded for W.B. Mason office supplies and other ancillary office supplies.
City Flags	15,000 0	25,000	10,000	67%	Increased for US Flags are placed at Glenwood & Woodlawn cemetery in advance of Memorial Day as well as ongoing replacement flags on all municipal buildings, playgrounds and parks throughout the year. Due to an increase in price for materials we will be requesting additional funding for flags.

Continued...

					Level funded for many Memorial square signs are in need of replacement due to wear and tear and construction. Additionally, this line item is also used to add Everett WWII Veterans to the WWII Memorial Wall located at the Veterans Memorial Stadium. Plan to replace as many signs as possible before switching to Wehrner park for dedication memorial
Veterans Plaques & Signs	5,000	5,000	0	0%	
Welcome Home Banners	500	0	(500)	-100%	The program will be discontinued
Graduate to Guardians	500	0	(500)	-100%	The program will be discontinued
Thank-a-Vet Program	750	0	(750)	-100%	The program will be discontinued
					Level funded. Each year, the VSO attends seminars and trainings and in some cases, the location is not in nearby Boston, but in Leominster, Bedford or Lowell etc.. This line item is for any/all reimbursements for travel to include tolls, gas mileage, etc.
Travel	500	500	0	0%	
					Level funded. We use this line item to be able to attend seminars or limited on-line courses that charge a minimal fee as often the latest updates are available first through these type of seminars and on-line courses. This also includes the cost of the annual Vetrapsec software.
Professional Development	750	750	0	0%	
					Remain the same for MGL Chapter 115 client case-load continues to increase. While almost every municipality is seeing decreases in their client case load, this office continues to promote this valuable resource to income eligible veterans. This provides monetary assistance for day to day expenses as well as housing, fuel and some medical reimbursements. The DVS has increased the benefit amount payable for ordinary benefits as well as the monthly fuel allowance.
Vet Ben Allowance	300,000	300,000	0	0%	
Vet Ben Dentist & Hospital	5,000	5,000	0	0%	Remains the same for prescriptions and dental reimbursements.
Vet Ben Medex	12,000	12,000	0	0%	Remains the same for Medical reimbursements.
Veterans Day	1,500	0	(1,500)	-100%	This account will be obsolete
City Memorial Day Expenses	1,000	0	(1,000)	-100%	This account will be obsolete
Events	0	11,500	11,500	#DIV/0!	All events will be booked in this line. Requesting an increase.
Total Expenditures	\$365,804	\$385,950	\$20,146	6%	
Total	\$485,634	\$509,470	\$23,836	5%	

City of Everett
Everett Budget Council Summary Report
FY2026 City Budget - NO SCHOOLS

544 - DISABILITY COMMISSION							
Account Number	Account Description	FY2024 Expended	FY2025 Budget	FY2025 Expended	FY2026 Requested	FY2026 Mayor Recommended	FY2026 Council Approved
PERSONNEL							
01-544-1-5191	STIPEND DISABILITY COMMISSION	\$6,325.04	\$10,700.00	\$5,683.37	\$10,700.00	\$10,700.00	\$10,700.00
PERSONNEL Total:		\$6,325.04	\$10,700.00	\$5,683.37	\$10,700.00	\$10,700.00	\$10,700.00
EXPENSES							
01-544-2-5420	OFFICE SUPPLIES	\$0.00	\$250.00	\$0.00	\$250.00	\$250.00	\$250.00
EXPENSES Total:		\$0.00	\$250.00	\$0.00	\$250.00	\$250.00	\$250.00
544 DISABILITY COMMISSION Total:		\$6,325.04	\$10,950.00	\$5,683.37	\$10,950.00	\$10,950.00	\$10,950.00
GENERAL FUND Total:		\$6,325.04	\$10,950.00	\$5,683.37	\$10,950.00	\$10,950.00	\$10,950.00
Grand Total:		\$6,325.04	\$10,950.00	\$5,683.37	\$10,950.00	\$10,950.00	\$10,950.00

544	DISABILITY COMMISSION									
	PERSONNEL SERVICES									
						FY26	FY26			FY26
					FY25	DEPT	MAYOR		FY26	MAYOR
			CLASS/		F T E	F T E	F T E	FY25	DEPT	& Council
DEPT	POSITION		STEP	HOURS	STAFF	REQ	REC	APPROPRIATION	REQUEST	REC
01-544-1-5191	Commission Chair	Ron Visconti	DisCom		0	0	0	\$1,700	\$1,700	\$1,700
01-544-1-5191	Commission Member	Amanda Harold	DisCom		0	0	0	\$1,500	\$1,500	\$1,500
01-544-1-5191	Commission Member	James Booker	DisCom		0	0	0	\$1,500	\$1,500	\$1,500
01-544-1-5191	Commission Member	Rosemarie Ciampi	DisCom		0	0	0	\$1,500	\$1,500	\$1,500
01-544-1-5191	Commission Member	Vacant	DisCom		0	0	0	\$1,500	\$1,500	\$1,500
01-544-1-5191	Commission Member	Vacant	DisCom		0	0	0	\$1,500	\$1,500	\$1,500
01-544-1-5191	Commission Member	Vacant	DisCom		0	0	0	\$1,500	\$1,500	\$1,500
					0	0	0			
544	Commission on Disability TOTAL									
							Stipends (5191)	\$10,700	\$10,700	\$10,700
							Personnel Total:	\$10,700	\$10,700	\$10,700

(544) Disability Commission - Notes to Budget

	FY25 Budget	FY26 Request	\$ + / -	% + / -	
<u>Personnel Services</u>					
Stipends	10,700	10,700	\$0	0%	Stipend paid to Board members.
Total Personnel Services	\$10,700	\$10,700	\$0	0%	
<u>General Operating Expenses</u>					
Office Supplies	250	250	\$0	0%	Level funded for miscellaneous office supplies.
Other Expenses	0	0	\$0	#DIV/0!	
Total Expenditures	\$250	\$250	\$0	0%	
 Total Disability Comm	 \$10,950	 \$10,950	 \$0	 0%	

City of Everett
Everett Budget Council Summary Report
FY2026 City Budget - NO SCHOOLS

599 - OFFICE OF HUMAN SERVICES		FY2024	FY2025	FY2025	FY2026	FY2026 Mayor	FY2026 Council
Account Number	Account Description	Expended	Budget	Expended	Requested	Recommended	Approved
PERSONNEL							
01-599-1-5111	SALARIES HUMAN SERVICES	\$292,237.37	\$311,976.00	\$182,692.16	\$320,187.00	\$320,187.00	\$320,187.00
01-599-1-5113	PART TIME HUMAN SERVICES	\$48,912.30	\$80,554.00	\$71,262.70	\$83,302.00	\$83,302.00	\$83,302.00
01-599-1-5130	OVERTIME HUMAN SERVICES	\$414.96	\$0.00	\$0.00	\$2,000.00	\$2,000.00	\$2,000.00
01-599-1-5143	LONGEVITY HUMAN SERVICES	\$800.00	\$2,100.00	\$2,950.00	\$3,500.00	\$3,500.00	\$3,500.00
PERSONNEL Total:		\$342,364.63	\$394,630.00	\$256,904.86	\$408,989.00	\$408,989.00	\$408,989.00
EXPENSES							
01-599-2-5302	DOMESTIC VIOLENCE PREVENTION	\$0.00	\$14,500.00	\$0.00	\$14,500.00	\$14,500.00	\$14,500.00
01-599-2-5420	OFFICE SUPPLIES	\$2,707.05	\$4,500.00	\$4,465.72	\$4,500.00	\$4,500.00	\$4,500.00
01-599-2-5431	EALC OFFICE SUPPLIES	\$1,993.68	\$2,000.00	\$1,236.46	\$2,000.00	\$2,000.00	\$2,000.00
01-599-2-5434	EALC BOOKS/CLASS SUPPLIES	\$10,970.00	\$15,000.00	\$0.00	\$15,000.00	\$15,000.00	\$15,000.00
01-599-2-5780	SOCIAL SERVICES	\$18,254.27	\$35,000.00	\$23,422.23	\$51,000.00	\$51,000.00	\$51,000.00
01-599-2-5781	ELDER SERVICES	\$75,155.72	\$126,916.00	\$77,681.96	\$178,916.00	\$178,916.00	\$178,916.00
EXPENSES Total:		\$109,080.72	\$197,916.00	\$106,806.37	\$265,916.00	\$265,916.00	\$265,916.00
599 OFFICE OF HUMAN SERVICES Total:		\$451,445.35	\$592,546.00	\$363,711.23	\$674,905.00	\$674,905.00	\$674,905.00
GENERAL FUND Total:		\$451,445.35	\$592,546.00	\$363,711.23	\$674,905.00	\$674,905.00	\$674,905.00
Grand Total:		\$451,445.35	\$592,546.00	\$363,711.23	\$674,905.00	\$674,905.00	\$674,905.00

599	OFFICE OF HUMAN SERVICES									
	PERSONNEL SERVICES									
						FY26	FY26			FY26
					FY25	DEPT	MAYOR		FY26	MAYOR
			CLASS/ STEP	HOURS	F T E STAFF	F T E REQ	F T E REC	FY25 APPROPRIATION	DEPT REQUEST	& Council REC
DEPT	POSITION									
01-599-1-5111	Director of Elder Services ¹	Dale Palma	UNCL	35	1	1	1	\$87,421	\$90,044	\$90,044
01-599-1-5143	Director of Elder Services ²	Dale Palma	Longevity					\$1,300	\$1,700	\$1,700
01-599-1-5111	Office Manager	Andrea Romboli (WC)	UNCL	30	0.86	0.86	0.86	\$74,579	\$74,579	\$74,579
01-599-1-5111	Constituent Services Aide ¹	Joanne LaMonica	UNCL	25	0.71	0.71	0.71	\$43,035	\$44,326	\$44,326
01-599-1-5143	Constituent Services Aide	Joanne LaMonica	Longevity					800	800	800
01-599-1-5111	Constituent Services Aide ¹	Vacant	UNCL	20	0.57	0.57	0.57	\$39,348	\$40,528	\$40,528
01-599-1-5111	Administrative Assistant ⁴	Catarina Patterson	A-6U/7	35	1	1	1	\$66,098	\$69,433	\$69,433
01-599-1-5143	Administrative Assistant ²	Catarina Patterson	Longevity					0	1000	1000
01-599-1-5111	Principal Clerk ³	Vacant	C-6U/8	35	0	0	0	\$1	\$1	\$1
01-599-1-5113	Elderly Assistant ¹	John Darrigo	UNCL	30	0.86	0.86	0.86	\$31,879	\$32,835	\$32,835
01-599-1-5113	Elderly Assistant ¹	Catherine Connors	UNCL	30	0.86	0.86	0.86	\$31,879	\$32,835	\$32,835
01-599-1-5113	ELS Assistant	Janice Reppucci	UNCL	7.5	0.24	0.24	0.24	\$13,240	\$13,637	\$13,637
01-599-1-5113	Fitness Instructor ¹	Jill Martin	UNCL	Varies	0	0	0	\$3,556	\$3,662	\$3,662
					6.10	6.10	6.10			
599	Human Services TOTAL									
							Salary (5111)	\$311,976	\$320,187	\$320,187
							Part Time (5113)	\$80,554	\$83,302	\$83,302
							Overtime (5130)	\$0	\$2,000	\$2,000
							Longevity (5143)	\$2,100	\$3,500	\$3,500
							Personnel Total:	\$394,630	\$408,989	\$408,989
Notes to Budget:										
¹ 3% COLA on administrative salary.										
² Dale Palma - 20 years of service.										
³ Not Requesting funding for this position										
⁴ Local 25 Clerical union 3% and Step change for next year.										

(599) Human Services - Notes to Budget

	FY25 Budget	FY26 Request	\$ + / -	% + / -	
<u>Personnel Services</u>					
Salaries	311,976	320,187	8,211	3%	3% COLA on most administrative salaries. Local 25 Clerical salary increased 3%, per pending contract, including Step change for next year.
Part Time Salaries	80,554	83,302	2,748	3%	3% COLA on most PT administrative salaries.
Overtime	0	2,000	0	#DIV/0!	Requesting funding for FY26
Longevity	2,100	3,500	1,400	67%	Longevity payments for staff D. Palma, J. LaMonica, C. Patterson
Total Personnel Services	\$394,630	\$408,989	\$14,359	4%	
<u>General Operating Expenses</u>					
Domestic Violence Prev. Serv.	14,500	14,500	0	0%	Contracts with a domestic violence prevention agency, usually Portal to Hope, to provide services to Everett residents who are affected by the crimes of domestic violence, sexual assault and stalking. Some of the community based services are crisis intervention, counseling and support groups, emergency shelter and assistance with permanent housing, job placement assistance, legal advocacy and youth programs.
Other Expenses	0	0			New Account
Office Supplies	4,500	4,500	0	0%	Level funded
EALC Office Supplies	2,000	2,000	0	0%	Level funded
EALC Books/Class Supplies	15,000	15,000	0	0%	Level funded
Social Services	35,000	51,000	16,000	46%	This account line is used for individuals and agencies to provide services that are deemed necessary by the Director of Human Services. Most often, it is used to supplement the Elderly Medical and Nutritional Shopping Programs. Special requests may also come from the Dept. of Children and Families, the Everett Adult Learning Center, Tri-Cap or Mystic Valley Elder Services. We want to increase this line by \$16,000 to cover the rising costs due to inflation and to provide additional services to more residents.
Elder Services	126,916	178,916	52,000	41%	Medical and nutritional shopping transportation for the city's portion to offset the grant from the Executive Office of Elder Affairs. We pay \$16,916 as a cash match for Mystic Valley Elder Services. We request to increase this line by \$52,000 to provide additional services, programming, to supplement transportation services for older adults (SCM).
Total Expenditures	\$197,916	\$265,916	\$68,000	34%	
Total	\$592,546	\$674,905	\$82,359	14%	

City of Everett
Everett Budget Council Summary Report
FY2026 City Budget - NO SCHOOLS

610 - DEPARTMENT OF LIBRARIES							
Account Number	Account Description	FY2024 Expended	FY2025 Budget	FY2025 Expended	FY2026 Requested	FY2026 Mayor Recommended	FY2026 Council Approved
PERSONNEL							
01-610-1-5111	SALARIES LIBRARIES	\$762,778.42	\$919,404.00	\$839,443.18	\$1,056,688.00	\$1,056,688.00	\$1,056,688.00
01-610-1-5113	PART TIME LIBRARIES	\$113,025.70	\$146,430.00	\$134,408.30	\$147,016.00	\$147,016.00	\$147,016.00
01-610-1-5130	OVERTIME LIBRARIES	\$400.80	\$10,000.00	\$0.00	\$0.00	\$0.00	\$0.00
01-610-1-5143	LONGEVITY LIBRARIES	\$3,150.00	\$3,150.00	\$3,150.00	\$3,950.00	\$3,950.00	\$3,950.00
01-610-1-5146	LIBRARY TRUSTEE STIPEND	\$18,041.28	\$26,200.00	\$16,156.93	\$26,200.00	\$26,200.00	\$26,200.00
PERSONNEL Total:		\$897,396.20	\$1,105,184.00	\$993,158.41	\$1,233,854.00	\$1,233,854.00	\$1,233,854.00
EXPENSES							
01-610-2-5240	EQUIPMENT REPAIR & MAINTENANCE	\$2,131.71	\$3,727.84	\$3,181.00	\$840.00	\$840.00	\$840.00
01-610-2-5241	EQUIPMENT & OTHER	\$2,748.06	\$3,910.84	\$3,642.14	\$4,500.00	\$4,500.00	\$4,500.00
01-610-2-5302	MARKETING	\$0.00	\$2,025.00	\$0.00	\$2,025.00	\$2,025.00	\$2,025.00
01-610-2-5303	PROFESSIONAL SERVICES	\$0.00	\$0.00	\$0.00	\$5,460.00	\$5,460.00	\$5,460.00
01-610-2-5307	DELIVERIES	\$0.00	\$8,320.00	\$3,108.00	\$10,920.00	\$10,920.00	\$10,920.00
01-610-2-5420	OFFICE SUPPLIES	\$4,574.71	\$4,000.00	\$3,642.87	\$4,500.00	\$4,500.00	\$4,500.00
01-610-2-5423	NON PRINT MEDIA	\$46,807.53	\$74,827.47	\$37,444.31	\$80,700.00	\$80,700.00	\$80,700.00
01-610-2-5586	BOOKS MAGAZINES & PAPERS	\$48,891.48	\$66,102.53	\$42,577.58	\$80,230.00	\$80,230.00	\$80,230.00
01-610-2-5710	PROFESSIONAL DEVELOPMENT	\$3,362.76	\$3,000.00	\$348.21	\$3,000.00	\$3,000.00	\$3,000.00
01-610-2-5711	TUITION REIMBURSEMENT	\$536.10	\$16,000.00	\$0.00	\$16,000.00	\$16,000.00	\$16,000.00
01-610-2-5765	OTHER CHARGES	\$0.00	\$0.00	\$0.00	\$4,000.00	\$4,000.00	\$4,000.00
01-610-2-5793	LIBRARY NOBLE NETWORK SERVICE	\$81,418.00	\$73,798.00	\$68,151.70	\$76,012.00	\$76,012.00	\$76,012.00
PARLIN LIBRARY Total:		\$190,470.35	\$255,711.68	\$162,095.81	\$288,187.00	\$288,187.00	\$288,187.00
01-611-2-5240	EQUIPMENT REPAIRS & MAINTENANCE	\$3,444.50	\$3,046.32	\$3,036.49	\$700.00	\$700.00	\$700.00
01-611-2-5344	POSTAGE	\$87.46	\$500.00	\$0.00	\$500.00	\$500.00	\$500.00
01-611-2-5420	OFFICE SUPPLIES	\$2,829.55	\$4,400.00	\$4,231.00	\$5,000.00	\$5,000.00	\$5,000.00
01-611-2-5510	BOOKS MAGAZINES & NEWSPAPERS	\$28,954.92	\$35,265.00	\$31,279.17	\$38,963.00	\$38,963.00	\$38,963.00
01-611-2-5512	NON PRINT MEDIA	\$10,540.40	\$25,557.00	\$20,581.14	\$31,557.00	\$31,557.00	\$31,557.00
SHUTE LIBRARY Total:		\$45,856.83	\$68,768.32	\$59,127.80	\$76,720.00	\$76,720.00	\$76,720.00
EXPENSES Total:		\$236,327.18	\$324,480.00	\$221,223.61	\$364,907.00	\$364,907.00	\$364,907.00
610 DEPARTMENT OF LIBRARIES Total:		\$1,133,723.38	\$1,429,664.00	\$1,214,382.02	\$1,598,761.00	\$1,598,761.00	\$1,598,761.00

City of Everett
Everett Budget Council Summary Report
FY2026 City Budget - NO SCHOOLS

610 - DEPARTMENT OF LIBRARIES							
Account Number	Account Description	FY2024 Expended	FY2025 Budget	FY2025 Expended	FY2026 Requested	FY2026 Mayor Recommended	FY2026 Council Approved
GENERAL FUND Total:		\$1,133,723.38	\$1,429,664.00	\$1,214,382.02	\$1,598,761.00	\$1,598,761.00	\$1,598,761.00
Grand Total:		\$1,133,723.38	\$1,429,664.00	\$1,214,382.02	\$1,598,761.00	\$1,598,761.00	\$1,598,761.00

610	DEPARTMENT OF LIBRARIES									
	PERSONNEL SERVICES									
						FY26	FY26			FY26
					FY25	DEPT	MAYOR		FY26	MAYOR
DEPT	POSITION		CLASS/ STEP	HOURS	F T E STAFF	F T E REQ	F T E REC	FY25 APPROPRIATION	DEPT REQUEST	& Council REC
01-610-1-5111	Director ¹	Kevin Sheehan	UNCL	35	1	1	1	\$100,534	\$103,550	\$103,550
01-610-1-5111	Branch Librarian (Shute Library) ²	Trisha Hernandez	ELSA 8/7	35	1	1	1	\$82,197	\$84,648	\$84,648
01-610-1-5111	Technical Services Librarian ²	Craig Diskin	ELSA 7/2	35	0	1	1	\$1	\$67,977	\$67,977
01-610-1-5111	Reference Librarian ²	Kathleen Slipp	ELSA 7/7	35	1	1	1	\$75,751	\$78,023	\$78,023
01-610-1-5143	Reference Librarian ²	Kathleen Slipp	Longevity					\$0	\$800	\$800
01-610-1-5111	Information Services Librarian ²	Aubrianna SkaggsBrads	ELSA 7/4	35	1	1	1	\$68,281	\$71,763	\$71,763
01-610-1-5111	Youth Services Librarian (Shute Library) ²	Valerie Terenzi	ELSA 7/2	35	1	1	1	\$38,376	\$67,977	\$67,977
01-610-1-5111	Youth Services Librarian ²	Kristin McAuliffe	ELSA 7/4	35	1	1	1	\$68,281	\$71,763	\$71,763
01-610-1-5111	Technical Services Assistant ²	Gayle Joseph	ELSA 6/7	35	1	1	1	\$69,810	\$71,908	\$71,908
01-610-1-5143	Technical Services Assistant	Gayle Joseph	Longevity					\$1,700	\$1,700	\$1,700
01-610-1-5111	Head of Circulation ²	Victoria Strand	ELSA 7/5	35	1	1	1	\$64,203	\$73,182	\$73,182
01-610-1-5111	Administrative Assistant ³	Robert Fitzpatrick	A-6U/8	35	1	1	1	\$70,766	\$72,889	\$72,889
01-610-1-5143	Administrative Assistant	Robert Fitzpatrick	Longevity					\$1,450	\$1,450	\$1,450
01-610-1-5111	Library Aide ¹	Kyle Larguinha	ELSA 2/2	35	1	1	1	\$46,332	\$44,535	\$44,535
01-610-1-5111	Library Aide ¹	Joanne Crafts	ELSA 2/6	35	1	1	1	\$47,265	\$50,123	\$50,123
01-610-1-5143	Technical Services Assistant	Joanne Crafts	Longevity					\$0	\$0	\$0
01-610-1-5111	Library Aide ¹	Stephen Short	ELSA 2/4	35	1	1	1	\$45,419	\$47,739	\$47,739
01-610-1-5111	Library Aide ¹	Concetta Nathanson	ELSA 2/4	35	1	1	1	\$45,419	\$47,739	\$47,739
01-610-1-5111	Library Aide ¹	Ashley Lemus	ELSA 2/3	35	1	1	1	\$46,332	\$46,792	\$46,792
01-610-1-5111	Library Aide ¹	Vacant	ELSA 2/7	35	1	1	1	\$46,332	\$51,870	\$51,870
01-610-1-5113	Employees - Part Time		UNCL	Varies	0	0	0	\$146,430	\$146,430	\$146,430
01-610-1-5146	Library Trustees Stipend		Board	13	0	0	0	\$26,200	\$26,200	\$26,200
					15	16	16			
610	Library TOTAL									
						Salary (5111)		\$919,404	\$1,056,688	\$1,056,688
						Part Time (5113)		\$146,430	\$147,016	\$147,016
						Overtime (5130)		\$10,000	\$0	\$0
						Longevity (5143)		\$3,150	\$3,950	\$3,950
Notes to Budget:						Library Trustees Stipend (5146)		\$26,200	\$26,200	\$26,200
						Personnel Total:		\$1,105,184	\$1,233,854	\$1,233,854
¹ 3% increase for administrative personnel.										
² ELSA union 3% increase in anticipation of a contract										
³ Local 25 Clerical 3% increase in anticipation of a contract										

(610) Library - Notes to Budget

	FY25 Budget	FY26 Request	\$ + / -	% + / -	
<u>Personnel Services</u>					
Salaries	919,404	1,056,688	137,284	15%	3% COLA on administrative salary. 3% increase for ELSA per contract. Local 25 Clerical increased 3% per contract. Positions were partially funded in FY25, resulting in a larger percentage increase for FY26.
Part Time Salaries	146,430	147,016	586	0%	Increased part time pay to be more competitive with other libraries.
Longevity	3,150	3,950	800	25%	10+ years of service. Ms. Joseph and Ms. Slipp, and Mr. Fitzpatrick
Overtime	10,000	0	(10,000)	100%	Not requesting
Library Trustees Stipend	26,200	26,200	0	0%	\$2,200 for Chair and \$2K for each member (12).
Total Personnel Services	\$1,105,184	\$1,233,854	\$128,670	12%	
<u>General Operating Expenses</u>					
Equipment Repair & Maint	3,000	840	(2,160)	-72%	To maintain printers, scanners, etc. in the Parlin Library as needed.
Equipment & Other	3,685	4,500	815	22%	For software licenses for 37 computers. Cost of Comcast subscription. Replacing computer equipment and peripherals. Purchasing book carts
Other Expenses	0	4,000	4,000	#DIV/0!	New budget line to capture miscellaneous expenses such as refreshments, contest prizes such as water bottles, keychains, etc.
Office Supplies	4,000	4,500	500	13%	For covers cost for paper, toner & maintenance . Mylar book covers, labels, protective & replacement containers for damaged CD's, DVD's & audiobook containers. Cleaning supplies for AV materials. Program media, color paper, craft & other supplies.
Marketing	2,025	2,025	0	0%	This line item was added during the budget to properly account for expenses, prev paid out of different line items: 600 web hosting, 1,560 website maintenance, \$3,300 comcast.
Professional Services	0	5,460	5,460	#DIV/0!	This line item was added during the budget to properly account for expenses, prev paid out of different line items: 600 web hosting, 1,560 website maintenance, \$3,300 comcast.

Continued...

Non-Print Media	65,700	80,700	15,000	23%	Increased to reflect inflation for CD's, DVD's, multi-media, such as a story book with tape or CD or English language learning book & CD. Purchase of databases via NOBLE or directly from the publisher. Also includes the yearly microfilming of three local newspapers. Expand collection of NOBLE eBooks.
Books, Magazines, Papers	75,230	80,230	5,000	7%	Online resources such as Rosetta Stone, Udemy, Mango Languages, Consumer Reports, etc.
Professional Development	3,000	3,000	0	0%	Printed library materials for use by library patrons.
Tuition Reimbursement	16,000	16,000	0	0%	Fees paid for MBLC, ALA, MLS, etc. conferences & workshops. Consistently encouraging staff to engage in skills development.
Library Noble Network Service	73,798	76,012	2,214	3%	Per ELSA contract.
Equipment Repairs & Maint	4,000	700	(3,300)	-83%	Everett's share in the NOBLE consortium membership. Also includes subscriptions to License for security software, Wowbrary, and other online resources.
Postage	500	500	0	0%	To maintain printers, scanners, etc. in the Shute Library as needed. Decreased for comcast contract, which has been booked to Professional Services
Office Supplies	4,400	5,000	600	14%	Stamps for overdue notices, bills for books never returned, shipping for repair of damaged items
Books, Magazines, Papers	35,265	38,963	3,698	10%	See Office Supplies above.
Non-Print Media	25,557	31,557	6,000	23%	Printed library materials for use by library patrons.
Deliveries	8,320	10,920	2,600	100%	For DVDs, video games, learning toys, online resources, etc.
Total Expenditures	\$324,480	\$364,907	\$40,427	12%	Book deliveries to the Shute Library, formerly done other departments that no longer have the capacity to do it.
Total	\$1,429,664	\$1,598,761	\$169,097	12%	

City of Everett
Everett Budget Council Summary Report
FY2026 City Budget - NO SCHOOLS

630 - YOUTH DEVELOPMENT AND ENRICHME							
Account Number	Account Description	FY2024 Expended	FY2025 Budget	FY2025 Expended	FY2026 Requested	FY2026 Mayor Recommended	FY2026 Council Approved
PERSONNEL							
01-630-1-5111	SALARIES YOUTH DEVELOPMENT	\$486,901.63	\$390,954.56	\$349,704.24	\$650,090.00	\$489,450.00	\$489,450.00
01-630-1-5113	PART TIME YOUTH DEVELOPMENT	\$0.00	\$25,000.00	\$21,358.34	\$30,000.00	\$30,000.00	\$30,000.00
01-630-1-5122	JOBS TRAINING PROGRAM YOUTH	\$0.00	\$281,533.44	\$281,186.57	\$100,000.00	\$100,000.00	\$100,000.00
01-630-1-5130	OVERTIME YOUTH DEVELOPMENT	\$2,732.18	\$0.00	\$0.00	\$0.00	\$0.00	\$0.00
01-630-1-5143	LONGEVITY YOUTH DEVELOPMENT	\$1,000.00	\$2,100.00	\$1,000.00	\$1,250.00	\$1,250.00	\$1,250.00
01-630-1-5191	YOUTH COUNCIL STIPEND	\$0.00	\$13,500.00	\$12,375.00	\$12,000.00	\$12,000.00	\$12,000.00
01-630-1-5193	CLOTHING ALLOWANCE YOUTH	\$700.00	\$0.00	\$0.00	\$0.00	\$0.00	\$0.00
PERSONNEL Total:		\$491,333.81	\$713,088.00	\$665,624.15	\$793,340.00	\$632,700.00	\$632,700.00
EXPENSES							
01-630-2-5240	EQUIPMENT MAINTENANCE & SUPPLIES	\$4,302.85	\$8,000.00	\$8,000.00	\$8,000.00	\$8,000.00	\$8,000.00
01-630-2-5302	ADVERTISITNG & MARKETING	\$0.00	\$6,000.00	\$5,065.00	\$8,000.00	\$8,000.00	\$8,000.00
01-630-2-5352	WELLNESS CENTER EXPENDITURES	\$140,183.14	\$195,000.00	\$114,521.35	\$50,000.00	\$50,000.00	\$50,000.00
01-630-2-5357	PROFESSIONAL & PROGRAM SERVICES	\$137,228.31	\$150,000.00	\$117,545.18	\$0.00	\$0.00	\$0.00
01-630-2-5420	OFFICE SUPPLIES	\$2,074.15	\$2,000.00	\$1,768.90	\$2,000.00	\$2,000.00	\$2,000.00
01-630-2-5585	UNIFORMS	\$1,106.00	\$8,000.00	\$1,302.63	\$3,500.00	\$3,500.00	\$3,500.00
01-630-2-5710	PROFESSIONAL DEVELOPMENT	\$0.00	\$5,000.00	\$3,423.09	\$8,000.00	\$8,000.00	\$8,000.00
01-630-2-5721	OFFICIAL PUBLIC EVENTS	\$0.00	\$30,000.00	\$27,239.64	\$40,000.00	\$40,000.00	\$40,000.00
EXPENSES Total:		\$284,894.45	\$404,000.00	\$278,865.79	\$119,500.00	\$119,500.00	\$119,500.00
630 YOUTH DEVELOPMENT AND ENRICHME		\$776,228.26	\$1,117,088.00	\$944,489.94	\$912,840.00	\$752,200.00	\$752,200.00
GENERAL FUND Total:		\$776,228.26	\$1,117,088.00	\$944,489.94	\$912,840.00	\$752,200.00	\$752,200.00
Grand Total:		\$776,228.26	\$1,117,088.00	\$944,489.94	\$912,840.00	\$752,200.00	\$752,200.00

630	Department of Youth Development and Enrichment									
	PERSONNEL SERVICES									
						FY26	FY26			FY26
					FY25	DEPT	MAYOR		FY26	MAYOR
			CLASS/		F T E	F T E	F T E	FY25	DEPT	& Council
DEPT	POSITION		STEP	HOURS	STAFF	REQ	REC	APPROPRIATION	REQUEST	REC
01-630-1-5111	Director of Youth Development and Enrichment ¹	Vacant	UNCL	35	1	1	1	\$113,300	\$116,699	\$116,699
01-630-1-5111	Assistant Director of of Youth Development and Enrichment ²	Roberto Velasquez	UNCL	35	1	1	1	\$97,850	\$110,000	\$110,000
01-630-1-5111	Recreation and Enrichment Manager ³	Gabriella Hartz	UNCL	40	1	1	1	\$100,786	\$76,125	\$76,125
01-630-1-5143	Assistant Director of Recreation	Mike DiPietro	Longevity	35				\$850	\$0	\$0
01-630-1-5111	Assistant Director of Youth Substance Abuse Prevention ⁴	Eric Mazzeo	UNCL	40	0.5	0.5	0.5	\$50,393	\$51,149	\$51,149
01-630-1-5111	Youth Program Coordinator ⁵	Vacant	UNCL	40	0	0	0	\$0	\$0	\$0
01-630-1-5111	Workforce Manager ⁵	Mario Bonilla	UNCL	40	0	1	1	\$0	\$71,050	\$71,050
01-630-1-5111	Administrative Assistant ⁶	Karen Martinelli	A-6U/8	30	1	0.86	0.86	\$70,766	\$62,476	\$62,476
01-630-1-5143	Administrative Assistant	Karen Martinelli	Longevity					\$1,250	\$1,250	\$1,250
01-630-1-5111	Wellness Center General Manager - new ⁷	Vacant	UNCL	35	0	1	0	\$0	\$85,000	\$0
01-630-1-5111	Wellness Center Assisatant Manager - new ⁷	Vacant	UNCL	35	0	1	0	\$0	\$75,000	\$0
01-630-1-5111	Youth Development Assistant ⁸	Vacant (prev. Raquel De Souza)	UNCL	40	1	0	0	\$62,400	\$0	\$0
01-630-1-5111	Custodian General Maintenance ⁸	Vacant	W-7U/4	40	0	0	0	\$1	\$1	\$1
01-630-1-5193	Custodian General Maintenance	Vacant	Clothing					\$0	\$0	\$0
01-630-1-5122	Jobs Training Program	Multiple						175000	\$200,000	\$200,000
01-122-1-5191	Youth Council Stipend	12	UNCL	Monthly	0	0	0	\$13,500	\$12,000	\$12,000
					5.50	7.36	5.36			
630	Youth Development and Enrichment TOTAL									
							Salary (5111)	\$497,488	\$650,090	\$489,450
							Longevity (5143)	\$2,100	\$1,250	\$1,250
							Clothing Allowance (5193)	\$0	\$0	\$0
							⁹ Jobs Training Program (5122)	\$175,000	\$100,000	\$100,000
							Stipend (5191)	\$13,500	\$12,000	\$12,000
							Overtime (5130)	\$0	\$0	\$0
							Part-time salaries (5113)	\$25,000	\$30,000	\$30,000
							Personnel Total:	\$713,088	\$793,340	\$632,700
National Opioid Settlement	Assistant Director of Youth Substance Abuse Prevention	Eric Mazzeo	UNCL	40	0	0.5	0.5	\$0	\$51,149	
Notes to Budget:										
¹ John Russolillo - Currently acting HR Director.										
² Title Change.										
³ Position reclassification.										
⁴ Hired March 2024, funded 50/50 general fund and NOS.										
⁵ Position reclassification prev Assistant Workforce Coordinator.										
⁶ 3% increase in anticipation of a new contract; EE budgeted as a FTE last year.										
⁷ These 2 positions are in place of Wellness Center Expenses.										
⁸ Not Requesting.										
⁹ Fully funded by ARPA										

(630) Department of Youth Development & Enrichment - Notes to Budget

	FY25 Budget	FY26 Request	\$ + / -	% + / -	
<u>Personnel Services</u>					
Salaries	437,488	489,450	51,962	12%	3% increase on administrative salary, 1.5% for employees hired/promoted in January & after; Clerical Union - 3% increase in anticipation of a pending contract, YDE Director currently acting HR Director, position reclassifications.
Part Time Salaries	25,000	30,000	5,000	20%	Part time salaries for temporary/seasonal employment for recreation center and basketball coaches. Two additional PT positions looking to budget for Youth from graduating Year-Round Program.
Longevity	2,100	1,250	(850)	-40%	Ms. Martinelli (\$1,250)
Jobs Training Program	235,000	100,000	(135,000)	100%	Partially funded by ARPA funds in FY26
Youth Council Stipends	13,500	12,000	(1,500)	100%	8 members at \$125/month paid to meet and develop initiatives and ideas for the youth for the City to implement.
Total Personnel Services	\$713,088	\$632,700	(\$80,388)	-11%	
<u>General Operating Expenses</u>					
Official Public Events	30,000	40,000	10,000	33%	Line for hosting events at Rec center and public venues. Food vendors, entertainment, equipment. From first fiscal year, increase for more job fairs, events that are youth & community based.
Advertising and Marketing	6,000	8,000	2,000	33%	Line for radio advertisement, physical marketing material.
Professional Development	5,000	8,000	3,000	60%	YDE has joined the Mass Rec & Park Association. This organization provides monthly meetings and trainings for professional development and certification when working with youth.
Equipment Maintenance and Supplies	8,000	8,000	0	0%	Potentially, Wellness center will be closed from May to November for repairs to the roof. Majority of funds may not be used, during fiscal year.
Wellness Center Expenses	200,000	50,000	(150,000)	-75%	Wellness Center: equipment, maintenance etc.
Professional & Program Services	150,000	0	(150,000)	-100%	Department will use recreation revolving account to cover these expenses.
Office Supplies	2,000	2,000	0	0%	Office supplies can stay the same as we tend to go digital with promotion and filing.
Other Expenses	0	0	0	#DIV/0!	New GL Account
Uniforms / Other	3,000	3,500	500	17%	Additional 500 to support uniforms for additional staff.
Total Expenditures	\$404,000	\$119,500	(\$284,500)	-70%	
Total	\$1,117,088	\$752,200	(\$364,888)	-33%	

City of Everett
Everett Budget Council Summary Report
FY2026 City Budget - NO SCHOOLS

710 - RETIREMENT OF DEBT		FY2024	FY2025	FY2025	FY2026	FY2026 Mayor	FY2026 Council
Account Number	Account Description	Expended	Budget	Expended	Requested	Recommended	Approved
DEBT SERVICE							
01-710-9-5905	APRIL 23,2015	\$1,060,000.00	\$1,060,000.00	\$1,060,000.00	\$990,000.00	\$990,000.00	\$990,000.00
01-710-9-5906	JAN 25, 2022 GOB	\$1,305,000.00	\$1,320,000.00	\$1,320,000.00	\$1,330,000.00	\$1,330,000.00	\$1,330,000.00
01-710-9-5981	OCT 25,2007 MSBA HIGH SCHOOL 2%	\$449,415.00	\$449,415.00	\$449,415.00	\$449,415.00	\$449,415.00	\$449,415.00
01-710-9-5984	DEC 20,2013	\$625,000.00	\$270,000.00	\$270,000.00	\$250,000.00	\$250,000.00	\$250,000.00
01-710-9-5985	FEB 6,2014	\$265,000.00	\$265,000.00	\$365,000.00	\$265,000.00	\$265,000.00	\$265,000.00
01-710-9-5986	Feb. 18, 2016	\$925,000.00	\$925,000.00	\$955,000.00	\$920,000.00	\$920,000.00	\$920,000.00
01-710-9-5987	Feb. 19, 2008 Sec 108 HUD Loan	\$0.00	\$93,000.00	\$0.00	\$97,000.00	\$97,000.00	\$97,000.00
01-710-9-5988	FEB 2017	\$675,000.00	\$675,000.00	\$675,000.00	\$670,000.00	\$670,000.00	\$670,000.00
01-710-9-5991	MAY 3, 2018	\$540,000.00	\$540,000.00	\$0.00	\$535,000.00	\$535,000.00	\$535,000.00
01-710-9-5992	APRIL 4, 2019	\$1,780,000.00	\$735,000.00	\$735,000.00	\$735,000.00	\$735,000.00	\$735,000.00
01-710-9-5995	FEB 11, 2021 GOB	\$160,000.00	\$160,000.00	\$160,000.00	\$155,000.00	\$155,000.00	\$155,000.00
01-710-9-5998	NOV 17, 2020 GOB	\$1,130,000.00	\$1,130,000.00	\$1,130,000.00	\$1,130,000.00	\$1,130,000.00	\$1,130,000.00
01-710-9-6005	AUG 3rd 2023 GOB	\$0.00	\$415,000.00	\$415,000.00	\$410,000.00	\$410,000.00	\$410,000.00
DEBT SERVICE Total:		\$8,914,415.00	\$8,037,415.00	\$7,534,415.00	\$7,936,415.00	\$7,936,415.00	\$7,936,415.00
710 RETIREMENT OF DEBT Total:		\$8,914,415.00	\$8,037,415.00	\$7,534,415.00	\$7,936,415.00	\$7,936,415.00	\$7,936,415.00

City of Everett
Everett Budget Council Summary Report
FY2026 City Budget - NO SCHOOLS

751 - LONG TERM DEBT INTEREST		FY2024	FY2025	FY2025	FY2026	FY2026 Mayor	FY2026 Council
Account Number	Account Description	Expended	Budget	Expended	Requested	Recommended	Approved
DEBT SERVICE							
01-751-9-5905	APRIL 23,2015	\$156,556.00	\$114,156.00	\$114,156.26	\$71,756.00	\$71,756.00	\$71,756.00
01-751-9-5906	JAN 25, 2022 GOB	\$759,231.00	\$702,181.00	\$702,181.26	\$644,681.00	\$644,681.00	\$644,681.00
01-751-9-5981	OCT 25,2007 MSBA HIGH SCHOOL 2%	\$89,883.00	\$80,895.00	\$80,895.08	\$71,906.00	\$71,906.00	\$71,906.00
01-751-9-5984	DEC 20,2013	\$64,980.00	\$51,150.00	\$27,802.50	\$42,570.00	\$42,570.00	\$42,570.00
01-751-9-5985	FEB 6,2014	\$50,019.00	\$42,069.00	\$57,943.76	\$34,119.00	\$34,119.00	\$34,119.00
01-751-9-5986	Feb. 18, 2016	\$254,500.00	\$217,500.00	\$219,900.00	\$180,500.00	\$180,500.00	\$180,500.00
01-751-9-5988	FEB 2017	\$287,819.00	\$254,069.00	\$254,068.76	\$220,319.00	\$220,319.00	\$220,319.00
01-751-9-5991	MAY 3, 2018	\$265,178.34	\$249,131.00	\$124,565.64	\$222,131.00	\$222,131.00	\$222,131.00
01-751-9-5992	APRIL 4, 2019	\$446,600.00	\$357,600.00	\$357,600.00	\$320,850.00	\$320,850.00	\$320,850.00
01-751-9-5997	FEB 11, 2021 GOB	\$62,500.00	\$54,500.00	\$54,500.00	\$46,500.00	\$46,500.00	\$46,500.00
01-751-9-5998	NOV 17, 2020 GOB	\$573,038.00	\$516,538.00	\$516,537.52	\$460,038.00	\$460,038.00	\$460,038.00
01-751-9-6005	AUG 3rd 2023 GOB	\$0.00	\$441,396.00	\$441,395.57	\$271,300.00	\$271,300.00	\$271,300.00
DEBT SERVICE Total:		\$3,010,304.34	\$3,081,185.00	\$2,951,546.35	\$2,586,670.00	\$2,586,670.00	\$2,586,670.00
751 LONG TERM DEBT INTEREST Total:		\$3,010,304.34	\$3,081,185.00	\$2,951,546.35	\$2,586,670.00	\$2,586,670.00	\$2,586,670.00

City of Everett
Everett Budget Council Summary Report
FY2026 City Budget - NO SCHOOLS

911 - RETIREMENT BOARD		FY2024	FY2025	FY2025	FY2026	FY2026 Mayor	FY2026 Council
Account Number	Account Description	Expended	Budget	Expended	Requested	Recommended	Approved
EXPENSES							
01-911-2-5177	PAYMENT PENSION FUND	\$19,395,891.00	\$20,406,927.00	\$20,406,927.00	\$21,435,962.00	\$21,435,962.00	\$21,435,962.00
EXPENSES Total:		\$19,395,891.00	\$20,406,927.00	\$20,406,927.00	\$21,435,962.00	\$21,435,962.00	\$21,435,962.00
911 RETIREMENT BOARD Total:		\$19,395,891.00	\$20,406,927.00	\$20,406,927.00	\$21,435,962.00	\$21,435,962.00	\$21,435,962.00

City of Everett
Everett Budget Council Summary Report
FY2026 City Budget - NO SCHOOLS

913 - UNEMPLOYMENT COMPENSATION		FY2024	FY2025	FY2025	FY2026	FY2026 Mayor	FY2026 Council
Account Number	Account Description	Expended	Budget	Expended	Requested	Recommended	Approved
EXPENSES							
01-913-2-5170	UNEMPLOYMENT COMPENSATION	\$139,013.38	\$263,927.63	\$193,950.44	\$175,000.00	\$175,000.00	\$175,000.00
EXPENSES Total:		\$139,013.38	\$263,927.63	\$193,950.44	\$175,000.00	\$175,000.00	\$175,000.00
913 UNEMPLOYMENT COMPENSATION Total:		\$139,013.38	\$263,927.63	\$193,950.44	\$175,000.00	\$175,000.00	\$175,000.00

City of Everett
Everett Budget Council Summary Report
FY2026 City Budget - NO SCHOOLS

914 - EMPLOYEE BENEFITS		FY2024	FY2025	FY2025	FY2026	FY2026 Mayor	FY2026 Council
Account Number	Account Description	Expended	Budget	Expended	Requested	Recommended	Approved
EXPENSES							
01-914-2-5171	LIFE & OTHER INSURANCE	\$80,537.73	\$88,000.00	\$58,643.30	\$80,000.00	\$80,000.00	\$80,000.00
01-914-2-5172	HEALTH INSURANCE	\$25,771,317.57	\$28,402,176.00	\$24,218,666.39	\$35,261,421.00	\$35,261,421.00	\$35,261,421.00
01-914-2-5175	AD & D INSURANCE	\$25,892.70	\$30,800.00	\$16,669.40	\$33,000.00	\$33,000.00	\$33,000.00
EXPENSES Total:		\$25,877,748.00	\$28,520,976.00	\$24,293,979.09	\$35,374,421.00	\$35,374,421.00	\$35,374,421.00
914 EMPLOYEE BENEFITS Total:		\$25,877,748.00	\$28,520,976.00	\$24,293,979.09	\$35,374,421.00	\$35,374,421.00	\$35,374,421.00

City of Everett
Everett Budget Council Summary Report
FY2026 City Budget - NO SCHOOLS

915 - FICA							
Account Number	Account Description	FY2024 Expended	FY2025 Budget	FY2025 Expended	FY2026 Requested	FY2026 Mayor Recommended	FY2026 Council Approved
EXPENSES							
01-915-2-5176	MEDICARE (1.45%)	\$2,095,924.21	\$2,536,949.00	\$2,252,840.71	\$2,689,166.00	\$2,689,166.00	\$2,689,166.00
EXPENSES Total:		\$2,095,924.21	\$2,536,949.00	\$2,252,840.71	\$2,689,166.00	\$2,689,166.00	\$2,689,166.00
915 FICA Total:		\$2,095,924.21	\$2,536,949.00	\$2,252,840.71	\$2,689,166.00	\$2,689,166.00	\$2,689,166.00

City of Everett
Everett Budget Council Summary Report
FY2026 City Budget - NO SCHOOLS

944 - EMPLOYEE INJURIES		FY2024	FY2025	FY2025	FY2026	FY2026 Mayor	FY2026 Council
Account Number	Account Description	Expended	Budget	Expended	Requested	Recommended	Approved
EXPENSES							
01-944-2-5152	ACTIVE POLICE AND FIRE	\$226,494.70	\$238,000.00	\$259,423.72	\$358,000.00	\$358,000.00	\$358,000.00
01-944-2-5153	RETIRED POLICE & FIRE	\$1,194.70	\$19,500.00	\$1,102.35	\$19,500.00	\$19,500.00	\$19,500.00
01-944-2-5171	WORKER'S COMP	\$770,612.60	\$1,085,000.00	\$985,297.56	\$1,000,000.00	\$1,000,000.00	\$1,000,000.00
EXPENSES Total:		\$998,302.00	\$1,342,500.00	\$1,245,823.63	\$1,377,500.00	\$1,377,500.00	\$1,377,500.00
944 EMPLOYEE INJURIES Total:		\$998,302.00	\$1,342,500.00	\$1,245,823.63	\$1,377,500.00	\$1,377,500.00	\$1,377,500.00

City of Everett
Everett Budget Council Summary Report
FY2026 City Budget - NO SCHOOLS

945 - PROPERTY/ LIABILITY INSURANCE							
Account Number	Account Description	FY2024 Expended	FY2025 Budget	FY2025 Expended	FY2026 Requested	FY2026 Mayor Recommended	FY2026 Council Approved
EXPENSES							
01-945-2-5745	COMP GENERAL LIABILITY	\$2,482,048.41	\$2,640,972.00	\$2,622,138.32	\$2,800,000.00	\$2,800,000.00	\$2,800,000.00
01-945-2-5748	INSURANCE DEDUCTIBLES	\$109,442.14	\$151,500.00	\$100,267.98	\$200,000.00	\$200,000.00	\$200,000.00
EXPENSES Total:		\$2,591,490.55	\$2,792,472.00	\$2,722,406.30	\$3,000,000.00	\$3,000,000.00	\$3,000,000.00
945 PROPERTY/LIABILITY INSURANCE		\$2,591,490.55	\$2,792,472.00	\$2,722,406.30	\$3,000,000.00	\$3,000,000.00	\$3,000,000.00
GENERAL FUND Total:		\$63,023,088.48	\$66,982,351.63	\$61,601,888.52	\$74,575,134.00	\$74,575,134.00	\$74,575,134.00
Grand Total:		\$63,023,088.48	\$66,982,351.63	\$61,601,888.52	\$74,575,134.00	\$74,575,134.00	\$74,575,134.00

City of Everett Fixed Costs - Notes to Budget

		FY24	FY25	\$	%	
		Budget	Request	+ / -	+ / -	Detail
<u>Retirement of Debt</u>						
April 23, 2015		1,060,000	\$990,000	(\$70,000)	-7%	Payments per debt schedule.
Jan 25, 2022 GOB		1,320,000	\$1,330,000	\$10,000	1%	Payments per debt schedule.
5, 2007 MSBA High School 2%		449,415	\$449,415	\$0	0%	Payments per debt schedule.
Dec. 20, 2013		270,000	\$250,000	(\$20,000)	-7%	Payments per debt schedule.
Feb 6, 2014		265,000	\$265,000	\$0	0%	Payments per debt schedule.
Feb 18, 2016		925,000	\$920,000	(\$5,000)	-1%	Payments per debt schedule.
Feb 19, 2008 Sec 108 HUD Loan		93,000	\$97,000	\$4,000	4%	Payments per debt schedule.
Feb 2017		675,000	\$670,000	(\$5,000)	-1%	Payments per debt schedule.
May 3, 2018		540,000	\$535,000	(\$5,000)	-1%	Payments per debt schedule.
April 4, 2019		735,000	\$735,000	\$0	0%	Payments per debt schedule.
Feb 11, 2021 GOB		160,000	\$155,000	(\$5,000)	-3%	Payments per debt schedule.
Nov 17, 2020 GOB		1,130,000	\$1,130,000	\$0	0%	Payments per debt schedule.
August 3, 2023 GOB		415,000	\$410,000	(\$5,000)	-1%	Payments per debt schedule.
Total		\$8,037,415	\$7,936,415	(\$101,000)	-1%	
<u>Long Term Debt Interest</u>						
April 23, 2015		114,156	\$71,756	(\$42,400)	-37%	Payments per debt schedule.
Jan 25, 2022 GOB		702,181	\$644,681	(\$57,500)	-8%	Payments per debt schedule.
5, 2007 MSBA High School 2%		80,895	\$71,906	(\$8,989)	-11%	Payments per debt schedule.
Dec 20, 2013		51,150	\$42,570	(\$8,580)	-17%	Payments per debt schedule.
Feb 6, 2014		42,069	\$34,119	(\$7,950)	-19%	Payments per debt schedule.
Feb 18, 2016		217,500	\$180,500	(\$37,000)	-17%	Payments per debt schedule.
Feb 28, 2017		254,069	\$220,319	(\$33,750)	-13%	Payments per debt schedule.
May 3, 2018		249,131	\$222,131	(\$27,000)	-11%	Payments per debt schedule.
April 4, 2019		357,600	\$320,850	(\$36,750)	-10%	Payments per debt schedule.
Feb 11, 2021 GOB		54,500	\$46,500	(\$8,000)	-15%	Payments per debt schedule.
Nov 17, 2020 GOB		516,538	\$460,038	(\$56,501)	-11%	Payments per debt schedule.
August 3, 2023 GOB		441,396	\$271,300	(\$170,096)	-39%	Payments per debt schedule.
Total		\$3,081,185	\$2,586,670	(\$494,515)	-16%	

Continued...

		FY24	FY25	\$	%	
		Budget	Request	+ / -	+ / -	Detail
<u>Retirement Board</u>						
Payment Pension Fund		20,406,927	\$21,435,962	\$1,029,035	5%	Reflects the updated biennial valuation completed by PERAC.
Total		\$20,406,927	\$21,435,962	\$1,029,035	5%	
<u>Unemployment Compensation</u>						
Unemployment Compensation		263,928	\$175,000	(\$88,928)	-34%	The account is responsible for various claims throughout the city, including the schools, unemployment taxes as well as 3rd party administrator.
Total		\$263,928	\$175,000	(\$88,928)	-34%	
<u>Employee Benefits</u>						
Life Insurance and Other		88,000	\$80,000	(8,000)	-9%	City working with new life insurance company, The Standard. Lower rates with an estimated 10% savings.
Health Insurance		28,402,176	\$35,261,421	6,859,245	24%	City of Everett contributions come out of this for all the health insurance plans. Recommended 21% increase in health insurance premiums. Same trend seen nationally. This money is put into the BC/BS Trust and the Harvard Trust. City contributions would be 85% (retired before April 2003). The contributions vary - 4/03 (96.20% - retired after 4/03), (96.65% Master Medical & Blue Care Elect), (90% Network Blue), (87% Harvard Pilgrim), (98.15% Senior Plan Medex).
AD&D Insurance		30,800	\$33,000	2,200	7%	Increased by 7% for fire and police only. The city pays the premium - it is .07 cents per 1000, per the new standard rates.
Total		\$28,520,976	\$35,374,421	\$6,853,445	24%	
						Continued...

	FY24	FY25	\$	%	
	Budget	Request	+ / -	+ / -	Detail
FICA					
Medicare (1.45%)	2,536,949	\$2,689,166	152,217	6%	Employer match of Medicare deduction. 1.45% of pay (health and life deductions not taxed).
Total	\$2,536,949	\$2,689,166	\$152,217	6%	
Employee Injuries					
Active Police and Fire	358,000	\$358,000	0	0%	Level funded based on the trend spend for FY25. All reimbursements for injuries for the police/fire departments to FutureComp.
Retired Police & Fire	19,500	\$19,500	0	0%	Level funded for all prescription reimbursements for retirees.
Workers Comp	965,000	\$1,000,000	35,000	4%	for both, city employees and schools. Medical reimbursements made to FutureComp, workers comp TPA.
Total	\$1,342,500	\$1,377,500	\$35,000	3%	
Property/Liability Insurance					
Comp General Liability	2,640,972	\$2,800,000	159,028	6%	All city insurance including schools. Anticipating increase in premiums because of new fleet vehicles and new park equipment.
Insurance Deductibles	151,500	\$200,000	\$48,500	32%	All deductibles for all motor vehicle accidents including police, fire and schools. (\$1K per vehicle). Also pays for all glass breakage on motor vehicles and deductibles on other claims
Total	\$2,792,472	\$3,000,000	\$207,528	7%	we have a \$50,000 deductible on litigation claims and attorneys' hourly fees increase
	\$66,982,352	\$74,575,134	\$7,592,782	11%	

6.3 Water/Sewer Enterprise Fund FY2026 Budget

Carlo DeMaria, Mayor

Eric Demas, CFO/City Auditor

April 9, 2025

Overview – Enterprise Fund

- * An enterprise fund is designed to establish a separate accounting and financial reporting mechanism for municipal services for which a fee is charged in exchange for a good or service.
- * The City of Everett established an enterprise fund for Water and Sewer services beginning in FY2012.
- * The enterprise fund is designed to capture all direct and indirect costs of the Water and Sewer Department.

Water and Sewer Enterprise Fund Operational Budget

- * The total operating budget for the Water and Sewer enterprise fund budget for FY2026 is \$23,049,312
 - * \$ 22,043,908 represents direct costs including:
 - * Salaries, Expenses, Debt Service, MWRA assessments, etc.
 - * \$ 1,005,404 represents indirect costs including:
 - * Health Insurance, Retirement, Intergovernmental expenses, etc.
- * The goal is to have user fees cover 100% of both direct and indirect costs of the enterprise fund.

Water and Sewer Enterprise Fund Capital Budget

- * The primary goal of the capital budget is to preserve and maintain water and sewer infrastructure.
- * The majority of the infrastructure in the City has exceeded its useful life.
- * The Director of City Services and the Superintendent of Water and Sewer are currently doing a citywide analysis of all water and sewer infrastructure throughout the City.
- * This analysis will then determine how capital dollars are best spent.

Water and Sewer Enterprise Fund Capital Budget

- * The proposed Capital Budget for the water and sewer enterprise fund for FY2026 is \$6,729,800 including:
 - * \$ 629,800 for water main replacement
 - * \$ 1,500,000 for Lead replacement program
 - * Funded through MWRA 25% grant
 - * 0% interest loan program (LWSAP) for 75%
 - * \$ 1,770,000 for sewer inflow and infiltration through MWRA I/I loan program at 0% interest
 - * \$ \$1,500,000 for Boston street improvements
 - * \$130,000 for replacement of fire hydrants (\$25k) and Storm Water Improvements (\$105k) funded through available funds
 - * \$ 1,200,000 for Commercial Triangle Improvements

Water and Sewer Rates

- * The MWRA advisory board conducts an annual rate survey of all MWRA communities.
- * The average water and sewer charge for all MWRA communities in 2024 was \$2,017 annually.
- * Everett's 2024 average water and sewer charge was \$1,264 (\$753 dollars less than the total average).

Water and Sewer Rates

- * In order to fully cover the direct and indirect costs, including the increased assessments from MWRA, the cost of debt service for replacement of aging infrastructure, and the adequate staffing levels of the water and sewer enterprise fund, there will need to be a rate adjustment of 5% for FY2026.
- * The City plans to review the indirect cost policy, future capital needs, and usage to determine a long-term rate structure during FY26.



6.1 Letter from CFO

City of Everett, Massachusetts Chief Financial Officer / City Auditor

484 Broadway, Everett, MA 02149

Tel: (617) 394-2210 Fax: (617) 394-2453

Carlo DeMaria, Mayor

Eric Demas, Chief Financial Officer / City Auditor

April 9, 2025

The Honorable Carlo DeMaria
Mayor, City of Everett
Everett City Hall
484 Broadway, Room 31
Everett, MA 02149

Mayor DeMaria,

Per your request, please find the Mayor's proposed budget recommendation for the City's Water and Sewer Enterprise Fund (the Enterprise Fund) for submittal to the Council. This year's budget will again provide the City Council, property owners and residents of the City a more detailed account of the Enterprise Fund including a detailed budget from our accounting software, a rate comparison to all MWRA communities, and the five-year capital improvement plan.

It is worth noting that the City of Everett continues to have one of the most affordable rates of similar sized communities that are part of the Massachusetts Water Resource Authority (MWRA). Per the 2024 Annual Water & Sewer retail rate survey conducted by the MWRA Advisory Board, the average combined annual water and sewer charges for a homeowner in MWRA communities is \$2,017 per year, while Everett's average annual cost is \$1,264, an average savings of \$753 for the typical Everett ratepayer. This is approximately 37% less than the typical MWRA ratepayer.

For FY2026, a rate increase of 5.0% is needed to keep up with the costs of operations, including MWRA assessments, debt service on infrastructure improvements and meter replacements, as well as general operating costs. The rate is also based upon the use of \$750,000 in surplus (free cash).

Please let me know if you have any questions with regard to the budget attached. This budget will be distributed to the City Council at a future meeting.

Respectfully,
Eric J. Demas, CFO

cc: Jerry Navarro (DPW Director), Ernie Lariviere (Water Superintendent), Erin Deveney (Chief of Staff), Margaret Micherda (Budget Director)

6.2 Enterprise Fund Overview

What is an Enterprise Fund?

An enterprise fund establishes a separate accounting and financial reporting mechanism for municipal services for which a fee is charged in exchange for goods or services. Under enterprise accounting, the revenues and expenditures of the service are segregated into a separate fund with its own financial statements, rather than commingled with the revenues and expenses of all other governmental activities. Financial transactions are reported using standards similar to private sector accounting. Revenues are recognized when earned and expenses are recognized when incurred, under a full accrual basis of accounting. An enterprise fund provides management and taxpayers with information to measure performance, analyze the impact of financial decisions, determine the costs of providing a service and identify any subsidy from the general fund in providing a service.

Enterprise accounting allows a community to demonstrate to the public the portion of total costs of a service that is recovered through user charges and the portion that is subsidized by the tax levy or other available funds, if any. A community may choose to recover total service costs through user charges, but it is not required.

History

The enterprise fund statute, MGL Ch 44 § 53F ½ (formerly Chapter 41 § 39K), was enacted in 1986. Before that time, communities used special revenue funds authorized under various general laws or special acts in order to separately account for their business type services. These special revenue funds were limited, however, with regard to the services and costs covered. The funds were most commonly authorized for water, gas and electric utility departments and used primarily to account for annual operating costs, not the indirect costs, capital expenditures or fixed assets of the service. The purpose of the enterprise fund statute was to give communities the flexibility to account separately for all financial activities associated with a broader range of municipal services.

Basis of Accounting

Proprietary fund revenues and expenses are recognized on the accrual basis. Revenues are recognized in the accounting period in which they are earned and become measurable; expenses are recognized in the period incurred, if measurable. The following major proprietary funds are classified as Proprietary funds and audited as such:

- The Water and Sewer Enterprise fund is used to account for the Water and Sewer activities.

For the entire MGL on Enterprise Funds visit the Massachusetts Department of Revenue website:

<http://www.mass.gov/Ador/docs/dls/publ/misc/EnterpriseFundManual.pdf>

City of Everett
Everett Budget Council Summary Report
FY26 Water/Sewer

450 - WATER		FY2024	FY2025	FY2025	FY2026	FY2026 Mayor	FY2026 Council
Account Number	Account Description	Expended	Budget	Expended	Requested	Recommended	Approved
PERSONNEL							
60-450-1-5111	SALARIES	\$968,340.48	\$1,162,295.00	\$729,344.59	\$1,166,247.00	\$1,166,247.00	\$1,166,247.00
60-450-1-5113	PART TIME	\$0.00	\$0.00	\$12,000.00	\$20,883.00	\$20,883.00	\$20,883.00
60-450-1-5114	ON-CALL UNION STIPEND	\$5,200.00	\$5,200.00	\$200.00	\$5,200.00	\$5,200.00	\$5,200.00
60-450-1-5121	POLICE DETAILS	\$36,332.50	\$65,000.00	\$37,945.00	\$65,000.00	\$65,000.00	\$65,000.00
60-450-1-5130	OVERTIME	\$64,326.33	\$81,000.00	\$1,588.68	\$81,000.00	\$81,000.00	\$81,000.00
60-450-1-5144	ABOVE GRADE	\$0.00	\$500.00	\$0.00	\$500.00	\$500.00	\$500.00
60-450-1-5143	LONGEVITY	\$5,300.00	\$10,150.00	\$4,400.00	\$7,900.00	\$7,900.00	\$7,900.00
60-450-1-5193	CLOTHING ALLOWANCE	\$6,300.00	\$6,300.00	\$1,200.00	\$6,301.00	\$6,301.00	\$6,301.00
PERSONNEL Total:		\$1,085,799.31	\$1,330,445.00	\$786,678.27	\$1,353,031.00	\$1,353,031.00	\$1,353,031.00
EXPENSES							
60-450-2-5280	EQUIPMENT/ HIRE	\$1,937.07	\$75,914.00	\$49,414.00	\$24,450.00	\$24,450.00	\$24,450.00
60-450-2-5341	TELECOMMUNICATIONS	\$6,915.77	\$8,400.00	\$2,866.58	\$8,400.00	\$8,400.00	\$8,400.00
60-450-2-5380	PROFESSIONAL SERVICES	\$49,978.34	\$162,000.00	\$13,117.27	\$237,000.00	\$237,000.00	\$237,000.00
60-450-2-5420	OFFICE SUPPLIES	\$2,914.75	\$4,000.00	\$1,122.81	\$4,000.00	\$4,000.00	\$4,000.00
60-450-2-5430	EMERGENCY REPAIRS	\$12,334.97	\$249,000.00	\$92,199.09	\$150,000.00	\$150,000.00	\$150,000.00
60-450-2-5435	MAINTENANCE SUPPLIES	\$2,918.13	\$4,500.00	\$820.27	\$4,500.00	\$4,500.00	\$4,500.00
60-450-2-5438	SEWER LINE CLEANING	\$141,442.00	\$73,536.00	\$91,760.50	\$200,000.00	\$200,000.00	\$200,000.00
60-450-2-5532	PIPES FITTINGS VALVES	\$100,612.67	\$200,000.00	\$49,024.90	\$200,000.00	\$200,000.00	\$200,000.00
60-450-2-5534	METERS/MAINTENANCE	\$73,089.89	\$100,000.00	\$65,882.89	\$100,000.00	\$100,000.00	\$100,000.00
60-450-2-5543	STONE/ASPHALT	\$13,086.91	\$20,000.00	\$4,311.33	\$20,000.00	\$20,000.00	\$20,000.00
60-450-2-5710	PROFESSIONAL DEVELOPMENT	\$4,434.00	\$10,000.00	\$1,884.00	\$15,000.00	\$15,000.00	\$15,000.00
60-450-2-5785	EXTRA/UNFORSEEN CHARGES	\$12,741.17	\$43,550.00	\$17,637.86	\$43,550.00	\$43,550.00	\$43,550.00
EXPENSES Total:		\$422,405.67	\$950,900.00	\$390,041.50	\$1,006,900.00	\$1,006,900.00	\$1,006,900.00
CAPITAL IMPROVEMENTS							
60-450-3-5533	HYDRANTS	\$25,000.00	\$25,000.00	\$0.00	\$25,000.00	\$25,000.00	\$25,000.00
60-450-3-5535	STORMWATER EXPENSES	\$127,763.50	\$130,000.00	\$92,864.00	\$130,000.00	\$130,000.00	\$130,000.00
CAPITAL IMPROVEMENTS Total:		\$152,763.50	\$155,000.00	\$92,864.00	\$155,000.00	\$155,000.00	\$155,000.00

City of Everett
Everett Budget Council Summary Report
FY26 Water/Sewer

450 - WATER							
Account Number	Account Description	FY2024 Expended	FY2025 Budget	FY2025 Expended	FY2026 Requested	FY2026 Mayor Recommended	FY2026 Council Approved
450 WATER Total:		\$1,660,968.48	\$2,436,345.00	\$1,269,583.77	\$2,514,931.00	\$2,514,931.00	\$2,514,931.00

City of Everett
Everett Budget Council Summary Report
FY26 Water/Sewer

710 - RETIREMENT OF DEBT		FY2024	FY2025	FY2025	FY2026	FY2026 Mayor	FY2026 Council
Account Number	Account Description	Expended	Budget	Expended	Requested	Recommended	Approved
DEBT SERVICE							
60-710-9-5786	MAY 22,2013 MWPAT	\$142,339.00	\$145,432.00	\$0.00	\$148,593.00	\$148,593.00	\$148,593.00
60-710-9-5972	NOVEMBER 13, 2017 MWRA LOAN	\$94,100.00	\$94,100.00	\$94,100.00	\$94,100.00	\$94,100.00	\$94,100.00
60-710-9-5973	MWRA WATER SYSTEM	\$395,240.00	\$368,019.00	\$611,372.27	\$268,725.00	\$268,725.00	\$268,725.00
60-710-9-5975	JUNE 6,2012 MWPAT CW2-31,8-14	\$9,721.00	\$9,913.00	\$0.00	\$10,108.00	\$10,108.00	\$10,108.00
60-710-9-5984	DEC 20,2013	\$90,000.00	\$0.00	\$0.00	\$0.00	\$0.00	\$0.00
60-710-9-5985	FEB 06,2014	\$270,000.00	\$100,000.00	\$0.00	\$100,000.00	\$100,000.00	\$100,000.00
60-710-9-5986	Feb. 16, 2016	\$30,000.00	\$30,000.00	\$0.00	\$30,000.00	\$30,000.00	\$30,000.00
60-710-9-5990	APRIL 13, 2017 CW-14-24	\$23,010.00	\$23,511.00	\$0.00	\$24,022.00	\$24,022.00	\$24,022.00
60-710-9-5993	DEC 2, 2019 MWRA	\$222,130.00	\$222,130.00	\$375,020.00	\$222,130.00	\$222,130.00	\$222,130.00
60-710-9-5995	JUNE 1,20 MWRA WATER BONDS	\$50,000.00	\$50,000.00	\$0.00	\$50,000.00	\$50,000.00	\$50,000.00
60-710-9-5996	JUNE 15,20 MCWT SEWER BONDS	\$4,137.00	\$4,227.00	\$0.00	\$4,319.00	\$4,319.00	\$4,319.00
60-710-9-5999	FEB 8 , 2021 SEWER	\$60,270.00	\$60,270.00	\$0.00	\$60,270.00	\$60,270.00	\$60,270.00
60-710-9-6000	FEB 8, 2021 WATER	\$152,890.00	\$152,890.00	\$0.00	\$152,890.00	\$152,890.00	\$152,890.00
60-710-9-6001	MAY 10, 2021 MWRA LEAD PROGRAM	\$150,000.00	\$150,000.00	\$0.00	\$150,000.00	\$150,000.00	\$150,000.00
60-710-9-6002	JUNE 20, 2022 WATER	\$150,000.00	\$150,000.00	\$0.00	\$63,755.00	\$63,755.00	\$63,755.00
60-710-9-6003	JUNE 20, 2022 SEWER	\$63,755.00	\$63,755.00	\$0.00	\$150,000.00	\$150,000.00	\$150,000.00
60-710-9-6006	JUNE 12, 2023 MWRA WATER	\$0.00	\$80,000.00	\$0.00	\$80,000.00	\$80,000.00	\$80,000.00
60-710-9-6007	APRIL 25 MWRA LEAD	\$0.00	\$0.00	\$0.00	\$125,000.00	\$125,000.00	\$125,000.00
DEBT SERVICE Total:		\$1,907,592.00	\$1,704,247.00	\$1,080,492.27	\$1,733,912.00	\$1,733,912.00	\$1,733,912.00
710 RETIREMENT OF DEBT Total:		\$1,907,592.00	\$1,704,247.00	\$1,080,492.27	\$1,733,912.00	\$1,733,912.00	\$1,733,912.00

City of Everett
Everett Budget Council Summary Report
FY26 Water/Sewer

751 - LONG TERM DEBT INTEREST		FY2024	FY2025	FY2025	FY2026	FY2026 Mayor	FY2026 Council
Account Number	Account Description	Expended	Budget	Expended	Requested	Recommended	Approved
DEBT SERVICE							
60-751-9-5786	MAY 22,2013 MWPAT	\$31,420.00	\$28,573.00	\$14,790.20	\$25,664.00	\$25,664.00	\$25,664.00
60-751-9-5975	LONG TERM INTEREST MWPAT	\$8,615.00	\$7,978.00	\$32,347.25	\$7,329.00	\$7,329.00	\$7,329.00
60-751-9-5984	DEC 20,2013	\$1,350.00	\$0.00	\$0.00	\$0.00	\$0.00	\$0.00
60-751-9-5985	FEB 6,2014	\$23,975.00	\$15,875.00	\$0.00	\$12,875.00	\$12,875.00	\$12,875.00
60-751-9-5986	Feb. 16, 2016	\$3,600.00	\$2,400.00	\$0.00	\$1,200.00	\$1,200.00	\$1,200.00
60-751-9-5990	APRIL 13, 2017 CW-14-24	\$7,437.00	\$6,977.00	\$0.00	\$6,507.00	\$6,507.00	\$6,507.00
60-751-9-5996	JUNE 15,20 MCWT SEWER BONDS	\$618.00	\$537.00	\$0.00	\$451.00	\$451.00	\$451.00
60-751-9-6004	JUNE 6, 2012 MWPAT CW2-31,8-14	\$1,570.00	\$1,373.00	\$0.00	\$1,173.00	\$1,173.00	\$1,173.00
DEBT SERVICE Total:		\$78,585.00	\$63,713.00	\$47,137.45	\$55,199.00	\$55,199.00	\$55,199.00
751 LONG TERM DEBT INTEREST Total:		\$78,585.00	\$63,713.00	\$47,137.45	\$55,199.00	\$55,199.00	\$55,199.00

City of Everett
Everett Budget Council Summary Report
FY26 Water/Sewer

821 - MASS WATER RESOURCES AUTH		FY2024	FY2025	FY2025	FY2026	FY2026 Mayor	FY2026 Council
Account Number	Account Description	Expended	Budget	Expended	Requested	Recommended	Approved
INTERGOVERNMENTAL							
60-821-6-5230	MWRA LEAK DETECTION	\$7,980.00	\$8,250.00	\$0.00	\$10,000.00	\$10,000.00	\$10,000.00
60-821-6-5231	MWRA SAFE DRINKING WATER	\$13,183.83	\$15,000.00	\$12,940.81	\$15,000.00	\$15,000.00	\$15,000.00
60-821-6-5694	MWRA WATER	\$6,233,323.52	\$6,870,477.00	\$4,113,638.40	\$7,072,297.00	\$7,072,297.00	\$7,072,297.00
60-821-6-5695	MWRA SEWER	\$10,045,294.00	\$10,439,476.00	\$6,217,468.20	\$10,642,569.00	\$10,642,569.00	\$10,642,569.00
INTERGOVERNMENTAL Total:		\$16,299,781.35	\$17,333,203.00	\$10,344,047.41	\$17,739,866.00	\$17,739,866.00	\$17,739,866.00
821 MASS WATER RESOURCES AUTH Total:		\$16,299,781.35	\$17,333,203.00	\$10,344,047.41	\$17,739,866.00	\$17,739,866.00	\$17,739,866.00

City of Everett
Everett Budget Council Summary Report
FY26 Water/Sewer

990 - TRANSFERS		FY2024	FY2025	FY2025	FY2026	FY2026 Mayor	FY2026 Council
Account Number	Account Description	Expended	Budget	Expended	Requested	Recommended	Approved
TRANSFERS OUT							
60-990-9-5961	INDIRECT COST TRANSFERS OUT	\$911,865.00	\$955,419.00	\$955,419.00	\$1,005,404.00	\$1,005,404.00	\$1,005,404.00
TRANSFERS OUT Total:		\$911,865.00	\$955,419.00	\$955,419.00	\$1,005,404.00	\$1,005,404.00	\$1,005,404.00
990 TRANSFERS Total:		\$911,865.00	\$955,419.00	\$955,419.00	\$1,005,404.00	\$1,005,404.00	\$1,005,404.00
WATER & SEWER ENTERPRISE Total:		\$20,858,791.83	\$22,492,927.00	\$13,696,679.90	\$23,049,312.00	\$23,049,312.00	\$23,049,312.00
Grand Total:		\$20,858,791.83	\$22,492,927.00	\$13,696,679.90	\$23,049,312.00	\$23,049,312.00	\$23,049,312.00

60	WATER / SEWER ENTERPRISE FUND									
	PERSONNEL SERVICES									
						FY26	FY26			FY26
					FY25	DEPT	MAYOR		FY26	MAYOR
			CLASS/ STEP		F T E STAFF	F T E REQ	F T E REC	FY25 APPROPRIATION	DEPT REQUEST	& Council REC
DEPT	POSITION			HOURS						
60-450-1-5111	Water Superintendent ¹	Ernest Lariviere	UNCL	40	1	1	1	\$122,012	\$125,672	\$125,672
60-450-1-5143	Water Superintendent	Ernest Lariviere	Longevity					\$800	\$800	\$800
60-450-1-5111	Assistant Water Superintendent ¹	Ralph Renzulliiv	UNCL	40	1	1	1	\$113,848	\$117,263	\$117,263
60-450-1-5143	Assistant Water Superintendent ¹	Ralph Renzulliiv	Longevity					\$400	\$400	\$400
60-450-1-5111	Administrative Assistant ²	Rita Crafts	A-6U/8	35	1	1	1	\$70,766	\$72,889	\$72,889
60-450-1-5143	Administrative Assistant	Rita Crafts	Longevity					\$1,450	\$1,450	\$1,450
60-450-1-5111	Administrative Assistant ²	Tamekajoy Walsh	A-6U/8	35	1	1	1	\$70,766	\$72,889	\$72,889
60-450-1-5143	Administrative Assistant	Tamekajoy Walsh	Longevity					\$1,000	\$1,000	\$1,000
60-450-1-5111	Principal Clerk ⁴	Jean Broderick	C-6U/8	17.5	0.50	0.50	0.50	\$28,278	\$31,154	\$31,154
60-450-1-5111	Sr. Specialist Service Craftsman ^{3, 5}	Gino Chiaravalloti	W-13U/2	40	1	1	1	\$98,675	\$92,643	\$92,643
60-450-1-5193	Sr. Specialist Service Craftsman	Gino Chiaravalloti	Clothing					\$700	\$700	\$700
60-450-1-5143	Sr. Specialist Service Craftsman	Gino Chiaravalloti	Longevity					\$1,150	\$900	\$900
60-450-1-5111	Working Foreman ^{3, 6}	Vacant	W-13U/4	40	1	1	1	\$98,675	\$1	\$1
60-450-1-5193	Working Foreman	Vacant	Clothing					\$700	\$1	\$1
60-450-1-5143	Working Foreman	Vacant	Longevity					\$1,150	\$0	\$0
60-450-1-5111	Craftsman - HMEOW/CDL License ^{3, 7}	Vacant	W-9U/4	40	1	1	1	\$0	\$76,269	\$76,269
60-450-1-5193	Craftsman - HMEOW/CDL License	Vacant	Clothing					\$0	\$700	\$700
60-450-1-5143	Craftsman - HMEOW/CDL License	Vacant	Longevity					\$0	\$0	\$0
60-450-1-5111	Craftsman - SMEOW/CDL & Hoisting ³	Vacant	W-10U/4	40	1	1	1	\$77,938	\$80,276	\$80,276
60-450-1-5193	Craftsman - SMEOW/CDL & Hoisting	Vacant	Clothing					\$700	\$700	\$700
60-450-1-5143	Craftsman - SMEOW/CDL & Hoisting	Vacant	Longevity					\$900	\$900	\$900
60-450-1-5111	Craftsman - SMEOW/CDL & Hoisting ³	Michael Ovalle/WC	W-10U/4	40	1	1	1	\$77,938	\$80,276	\$80,276
60-450-1-5193	Craftsman - SMEOW/CDL License	Michael Ovalle/WC	Clothing					\$700	\$700	\$700
60-450-1-5111	Craftsman - HMEOW/CDL License ³	Peter Martin	W-9U/2	40	1	1	1	\$74,048	\$76,269	\$76,269
60-450-1-5193	Craftsman - HMEOW/CDL License	Peter Martin	Clothing					\$700	\$700	\$700
60-450-1-5111	Craftsman - HMEOW/CDL License ³	Timothy Keough	W-9U/4	40	1	1	1	\$74,048	\$76,269	\$76,269
60-450-1-5193	Craftsman - HMEOW/CDL License	Timothy Keough	Clothing					\$700	\$700	\$700
60-450-1-5143	Craftsman - HMEOW/CDL & Hoisting	Timothy Keough	Longevity					\$0	\$900	\$900
60-450-1-5111	Craftsman - HMEOW/CDL License ³	Vacant (prev E. Cuthbert)	W-9U/4	40	1	1	1	\$74,048	\$76,269	\$76,269
60-450-1-5143	Craftsman - HMEOW/CDL License	Vacant	Longevity					\$1,550	\$0	\$0
60-450-1-5193	Craftsman - HMEOW/CDL License	Vacant	Clothing					\$700	\$700	\$700
										Continued...

60	WATER / SEWER ENTERPRISE FUND										
	PERSONNEL SERVICES										
						FY26	FY26				FY26
					FY25	DEPT	MAYOR		FY26		MAYOR
			CLASS/ STEP		F T E STAFF	F T E REQ	F T E REC	FY25 APPROPRIATION	DEPT REQUEST		& Council REC
DEPT	POSITION			HOURS							
60-450-1-5111	Craftsman - SMEO w/CDL License ³	Edward Cuthbert	W-10U/4	40	1	1	1	\$77,938	\$80,276		\$80,276
60-450-1-5193	Craftsman - SMEO w/CDL License	Edward Cuthbert	Clothing					\$700	\$700		\$700
60-450-1-5143	Craftsman - SMEO w/CDL License	Edward Cuthbert	Longevity					\$0	\$1,550		\$1,550
60-450-1-5111	Special Water Mechanic	Mark Silvestro	W-13U/4	40	1	1	1	\$98,675	\$101,635		\$101,635
60-450-1-5143	Special Water Mechanic	Mark Silvestro	Longevity					\$1,750	\$0		\$0
60-450-1-5193	Special Water Mechanic	Mark Silvestro	Clothing					\$700	\$700		\$700
60-450-1-5113	Consultant	Dominic Fernano	UNCL	8	0	0.23	0.23	\$0	\$20,800		\$20,800
					14.50	14.73	14.73				
60	Water/Sewer Enterprise Fund TOTAL										
							Salary (5111)	\$1,162,295	\$1,166,247		\$1,166,247
							Part-Time (5113)	\$0	\$20,883		\$20,883
							On Call Union Stipend (5114)	\$5,200	\$5,200		\$5,200
							Police Details (5121)	\$65,000	\$65,000		\$65,000
							Overtime (5130)	\$81,000	\$81,000		\$81,000
							Longevity (5143)	\$10,150	\$7,900		\$7,900
							Above Grade (5144)	\$500	\$500		\$500
							Clothing Allowance (5193)	\$6,300	\$6,301		\$6,301
							Personnel Total:	\$1,330,445	\$1,353,031		\$1,353,031
Notes to Budget											
¹ 3% COLA added to administrative salary.											
² Local 25 Clerical union increased 3% per contract. Also a step increase when appropriate.											
³ Local 25 DPW union increased 3% per contract. Also a step increase when appropriate.											
⁴ Splitting salary between Water/Sewer & Treasurer/Collector. EE will change her step to C-6U/8 on her anniversary											
⁵ Change title per contract											
⁶ Not filling for FY26											
⁷ New position for FY26											

(60) Water/Sewer Enterprise Fund - Notes to Budget

	FY25 Budget	FY26 Request	\$ + / -	% + / -	
<u>Personnel Services</u>					
Salaries	1,162,295	\$1,166,247	\$3,952	0%	3% COLA added to administrative salaries. Per contract, 3% increase added to Local 25 Clerical and DPW union salaries.
Part-Time	0	\$20,883	\$20,883	#DIV/0!	Dominic Fernano
On-Call Union Stipend	5,200	\$5,200	\$0	0%	Paid to the union member who is on-call for the weekend.
Police Details	65,000	\$65,000	\$0	0%	Paid whenever a street is closed/emergency repairs. Also more sewer & drain cleaning.
Overtime	81,000	\$81,000	\$0	0%	Paid after normal business hours. Contract settlement factored in.
Longevity	10,150	\$7,900	(\$2,250)	-22%	For employees who have worked 10+ years.
Above Grade	500	\$500	\$0	0%	For those employees filling in for a higher ranking employee.
Clothing Allowance	6,300	\$6,301	\$1	0%	\$700 per Local 25 DPW member.
Total Personnel Services	\$1,330,445	\$1,353,031	\$22,586	2%	
<u>General Operating Expenses</u>					
Equipment Hire	75,914	24,450	(\$51,464)	-68%	All rentals and tools needed that the city does not own. Account was amended Transfer of funds
Telecommunications	8,400	8,400	\$0	0%	Mobile devices and for insurance & 2 cell phones. Increased based on the historical usage.
Professional Services	162,000	237,000	\$75,000	46%	Consultant/Software licensing/Attorney/DEP directive/GIS Services.
Office Supplies	4,000	4,000	\$0	0%	Cost of supplies has increased. Toner cartridges, paper, WB Mason. Postage added
Emergency Repairs	249,000	150,000	(\$99,000)	-40%	For emergencies beyond our control. Account was amended. Sewer repair on Shirley St. Transfer of funds
Maint Supplies	4,500	4,500	\$0	0%	Level funded for cleaning supplies for sewer and water.
Sewer Line Cleaning	73,536	200,000	\$126,464	172%	Outside contracts for sewer cleaning. Account was amended
Pipes Fittings Valves	200,000	200,000	\$0	0%	To purchase pipes and valves and appurtenances
Meters Maintenance	100,000	100,000	\$0	0%	Level funded for meters and supplies/meter testing/upgrades to meter reading system
Stone/Asphalt	20,000	20,000	\$0	0%	Cost of supplies has increased. Used when repairing streets after a break occurs.
Professional Development	10,000	15,000	\$5,000	50%	Memberships/classes/OSHA license requirements, CDL's and training.
Other Charges	43,550	43,550	\$0	0%	Emergency funding for issues that are not covered by any of the above.
Total Expenditures	\$950,900	\$1,006,900	\$56,000	6%	
<u>Capital Improvements</u>					
Hydrants	25,000	25,000	\$0	0%	Replace old hydrants around the city.
Stormwater Expenses	130,000	130,000	\$0	0%	Any stormwater capital expense. Includes cleaning catch basins.
Total Capital	\$155,000	\$155,000	\$0	0%	
Total	\$2,436,345	\$2,514,931	\$78,586	3%	

Continued...

Retirement of Debt

May 22, 2013 MWPAT	145,432	148,593	\$3,161	2%	Payments per debt schedule.
Nov 13, 2017 MWRA Water	94,100	94,100	\$0	0%	Payments per debt schedule.
MWRA Water System	368,019	268,725	(\$99,294)	-27%	Payments per debt schedule.
June 6, 2012 MWPAT CW2-31,8-14	9,913	10,108	\$195	2%	Payments per debt schedule.
Dec 20, 2013	0	0	\$0	#DIV/0!	Payments per debt schedule.
Feb 06, 2014	100,000	100,000	\$0	0%	Payments per debt schedule.
Feb 18, 2016	30,000	30,000	\$0	0%	Payments per debt schedule.
April 13, 2017 MCWT CW-14-24	23,511	24,022	\$511	100%	Payments per debt schedule.
Dec 2, 2019 MWRA	222,130	222,130	\$0	0%	Payments per debt schedule.
June 1, 2020 MWRA Water Bonds	50,000	50,000	\$0	0%	Payments per debt schedule.
June 15, 2020 MCWT Sewer Bond	4,227	4,319	\$92	2%	Payments per debt schedule.
Feb 8, 2021 SEWER	60,270	60,270	\$0	0%	Payments per debt schedule.
Feb 8, 2021 WATER	152,890	152,890	\$0	0%	Payments per debt schedule.
May 10, 2021 MWRA Water	150,000	150,000	\$0	0%	Payments per debt schedule.
June 20, 2022 Sewer	150,000	63,755	(\$86,245)	100%	Payments per debt schedule.
June 20, 2022 Water	63,755	150,000	\$86,245	100%	Payments per debt schedule.
June 12, 2023 MWRA Water	80,000	80,000	\$0	100%	Payments per debt schedule.
April 25 MWRA Lead	0	125,000	\$125,000	0%	Payments per debt schedule.
Total	\$1,704,247	\$ 1,733,912	\$29,665	2%	

Long Term Debt Interest

May 22, 2013 MWPAT	28,573	25,664	(\$2,909)	-10%	Payments per debt schedule.
Long Term Interest MWPAT	7,978	7,329	(\$649)	-8%	Payments per debt schedule.
Dec 20, 2013	0	0	\$0	#DIV/0!	Payments per debt schedule.
Feb 6, 2014	15,875	12,875	(\$3,000)	-19%	Payments per debt schedule.
Feb 16, 2016	2,400	1,200	(\$1,200)	-50%	Payments per debt schedule.
April 13, 2017 MCWT CW-14-24	6,977	6,507	(\$470)	-7%	Payments per debt schedule.
June 15, 2020 MCWT Sewer Bond	537	451	(\$86)	-16%	Payments per debt schedule.
June 6, 2012 MWPAT CW2-31,8-14	1,373	1,173	(\$200)	100%	Payments per debt schedule.
Total	\$63,713	\$55,199	(\$8,514)	-13%	

Mass Water Resources Authority

MWRA Leak Detection Assessment	8,250	10,000	\$1,750	21%	Contractor checks for leaks that do not surface.
MWRA Safe Drinking Water	15,000	15,000	\$0	0%	Fee paid to Mass Department of Environmental Protection (DEP).
MWRA Water	6,870,477	7,072,297	\$201,820	2.9%	Preliminary FY24 Water Assessment. Final assessment will be determined in June.
MWRA Sewer	10,439,476	10,642,569	\$203,093	1.9%	Preliminary FY24 Sewer Assessment. Final assessment will be determined in June.
Total	\$17,333,203	\$17,739,866	\$406,663	2%	

Grand Total Water/Sewer Budget

	\$21,537,508	\$22,043,908	\$506,400	2%	
Indirect Costs Transfer Out	955,419	1,005,404	\$49,985	5%	Costs appropriated in the general fund (to be transferred to enterprise).
Grand Total	\$22,492,927	\$23,049,312	\$556,385	2%	

6.4 City of Everett Water and Sewer Rates

Water and Sewer Enterprise Fund

Actual - FY2025

Monthly per 100 cubic feet

TIERS	USAGE	WATER	SEWER	TOTAL
Tier 1	1 to 10	\$ 2.84	\$ 7.70	\$ 10.53
Tier 2	11 to 20	\$ 3.58	\$ 10.08	\$ 13.66
Tier 3	21 to 30	\$ 4.32	\$ 11.57	\$ 15.89
Tier 4	31 to 100	\$ 4.91	\$ 12.98	\$ 17.89
Tier 5	101 to 200	\$ 6.81	\$ 15.35	\$ 22.17
Tier 6	Over 200	\$ 7.73	\$ 16.26	\$ 23.99

Proposed - FY2026

Monthly per 100 cubic feet

TIERS	USAGE	WATER	SEWER	TOTAL
Tier 1	1 to 10	\$ 2.98	\$ 8.08	\$ 11.06
Tier 2	11 to 20	\$ 3.76	\$ 10.58	\$ 14.34
Tier 3	21 to 30	\$ 4.53	\$ 12.15	\$ 16.68
Tier 4	31 to 100	\$ 5.16	\$ 13.63	\$ 18.79
Tier 5	101 to 200	\$ 7.16	\$ 16.12	\$ 23.27
Tier 6	Over 200	\$ 8.11	\$ 17.08	\$ 25.19

Please see City of Everett website www.cityofeverett.com or call 311 for more information.



Annual Water and Sewer Retail Rate Survey

**The Community Advisory Board to the
Massachusetts Water Resources Authority**

2024



The MWRA Advisory Board...

was established by the state Legislature to represent the 60 communities in the MWRA service area. Through annual comments and recommendations on the Authority's proposed capital and current expense budgets and rates, the Advisory Board provides a ratepayer perspective on the MWRA's plans and policies to improve the region's water and sewer systems.

For more information call: **(617) 788-2055**, fax **(617) 788-2059**, write:

**MWRA Advisory Board
2 Griffin Way
Suite A
Chelsea, MA 02150**

E-mail: nathan.cote@mwraadvisoryboard.com

or visit the Advisory Board's website at:
<http://www.mwraadvisoryboard.com>

Visit our social media: <https://linktr.ee/mwraadvisoryboard>



**Advisory Board
Communities:**

Arlington
Ashland
Bedford
Belmont
Boston
Braintree
Brookline
Burlington
Cambridge
Canton
Chelsea
Chicopee
Clinton
Dedham
Everett
Framingham
Hingham
Holbrook
Leominster
Lexington
Lynn
Lynnfield
Malden
Marblehead
Marlborough
Medford
Melrose
Milton
Nahant
Natick
Needham
Newton
Northborough
Norwood
Peabody
Quincy
Randolph
Reading
Revere
Saugus
Somerville
South Hadley
Southborough
Stoneham
Stoughton
Swampscott
Wakefield
Walpole
Waltham
Watertown
Wellesley
Weston
Westwood
Weymouth
Wilbraham
Wilmington
Winchester
Winthrop
Woburn
Worcester

MWRA Advisory Board

2024

Annual Water and Sewer Retail Rate Survey

Matthew A. Romero
Executive Director



TABLE OF CONTENTS

SECTION	PAGE
Introduction	ii
MWRA Community 2024 Water and Sewer Charges	Section I
Select Non-MWRA Massachusetts Community 2024 Charges	Section II
Select U.S. Cities Residential 2024 Water and Sewer Charges	Section III
2023 Water & Sewer Retail Rate Information	Appendix A
Second Meter Information and Glossary	Appendix B
2023 Community Water Use Data	Appendix C
Final MWRA Fiscal Year 2025 Billable Water and Sewer Charges	Appendix D

Introduction

This is the thirty-fifth “Annual Water and Sewer Retail Rate Survey” prepared by the Massachusetts Water Resources Authority (MWRA) Advisory Board, providing a comparative snapshot of water and sewer retail rates for each community in the MWRA service area. In addition, the survey also incorporates rate information from Massachusetts communities outside of the MWRA service area, as well as other cities nationwide. The preparation of this year’s survey was led by Nathan Côté of the Advisory Board staff, with support from Kareen Sud, a student from Northeastern University who is working toward a degree in Political Science and Business Administration.

The Rate Survey is typically the Advisory Board’s most requested document. We hope that municipal officials, water and sewer industry professionals, and concerned citizens continue to find the information presented in the survey useful and informative. As always, we welcome any questions or suggestions regarding this survey, which will allow us to improve the document for future years. Please do not hesitate to call our office at (617) 788-2050 or email us at mwra.ab@mwraadvisoryboard.com with your feedback. Copies of this document are available at our website in PDF format at <http://www.mwraadvisoryboard.com>.

Average Water and Sewer Rates

Historically, the survey has focused upon the average annual household use based on the industry standard of 120 hundred cubic feet (HCF), or approximately 90,000 gallons (90 kgal) to track retail rate increases over time. For historical purposes this constant is maintained throughout the document; however, in recognition of the variability of actual household usage by community, the Advisory Board for several years has provided a comparative assessment of actual costs for water and sewer retail rate customers based upon local, state, and federal data (LSF). The LSF usage number is calculated by MWRA staff and is based primarily on residential consumption reported by each community (local) in their annual Public Water Supply Annual Statistic Report filed with the Massachusetts Department of Environmental Protection (state), and the total population and average household size for each community based on data from the U.S. Census bureau (federal). The full calculation and source data can be found in Appendix C. Prior to 2009, this information had only been presented in Appendix C of the survey, but now is found on each community’s page.

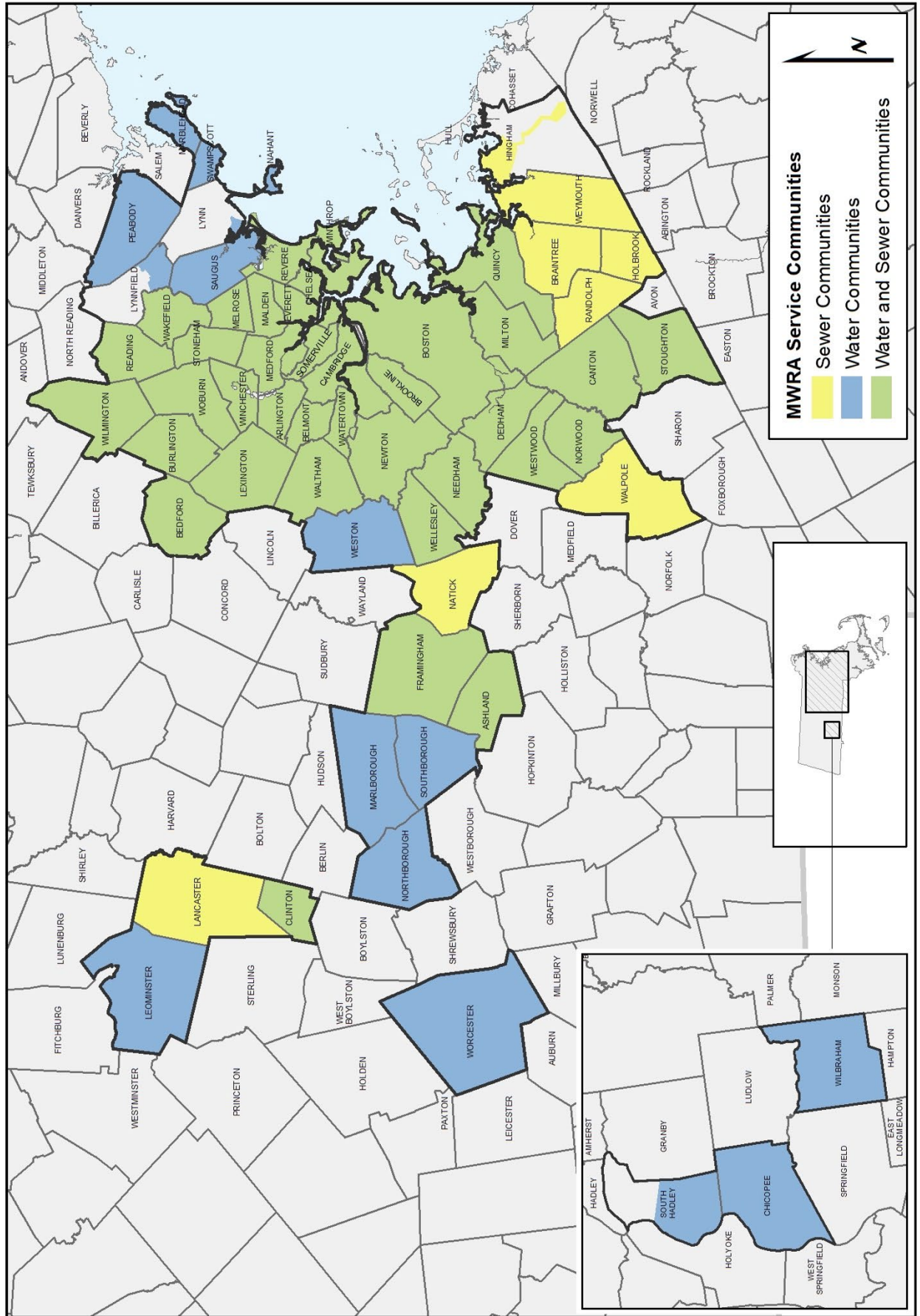
The MWRA Advisory Board

The MWRA Advisory Board was created by the Massachusetts Legislature in 1984 to represent the interests of Massachusetts Water Resources Authority service area communities. The Advisory Board includes one representative from 60 of the communities that receive water and/or sewer services from the MWRA and one from the Metropolitan Area Planning Council. In addition, six members are appointed by the Governor to include a person with skills and expertise in matters relating to environmental protection, one representative each from the Connecticut River Basin, the Quabbin/Ware Watershed areas and the Wachusett Watershed area, plus two persons qualified by membership or affiliation in organizations concerned with the recreational or commercial uses of the Boston Harbor.

The Massachusetts Legislature has delegated specific responsibilities to the Advisory Board who, in turn, monitor the MWRA’s programs from a ratepayer perspective:

- Serving as a watchdog over the MWRA to ensure proper management and budgetary control;
- Making recommendations on annual expense budgets, capital improvement programs, business planning, and user charges;
- Holding hearings on matters relating to the MWRA and making subsequent recommendations to the Governor and the Legislature; and,
- Appointing three individuals to the eleven-member MWRA Board of Directors.

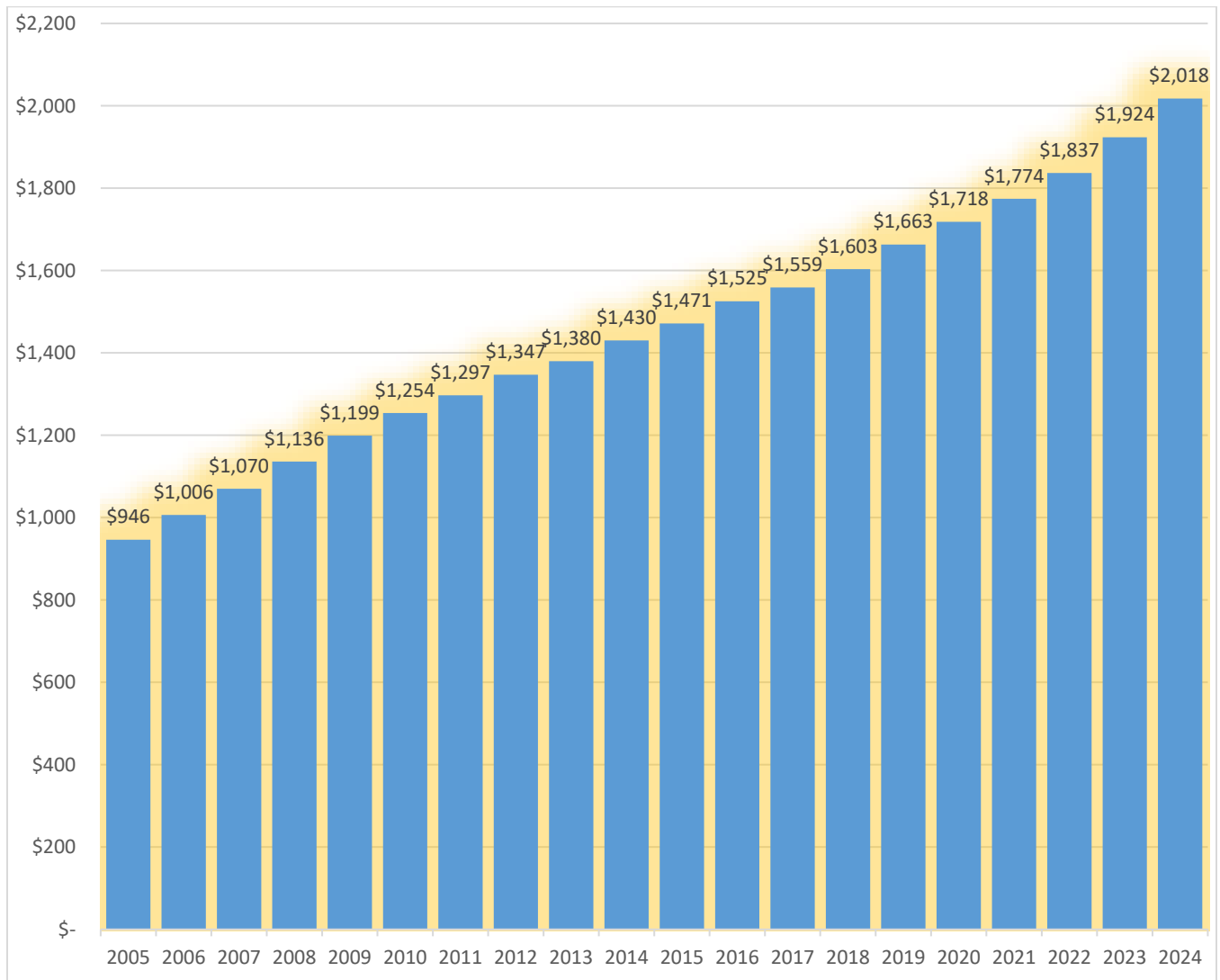
MWRA COMMUNITY 2024 WATER AND SEWER CHARGES



Average Combined Annual Water & Sewer Charges in MWRA Communities*

2005 – 2024

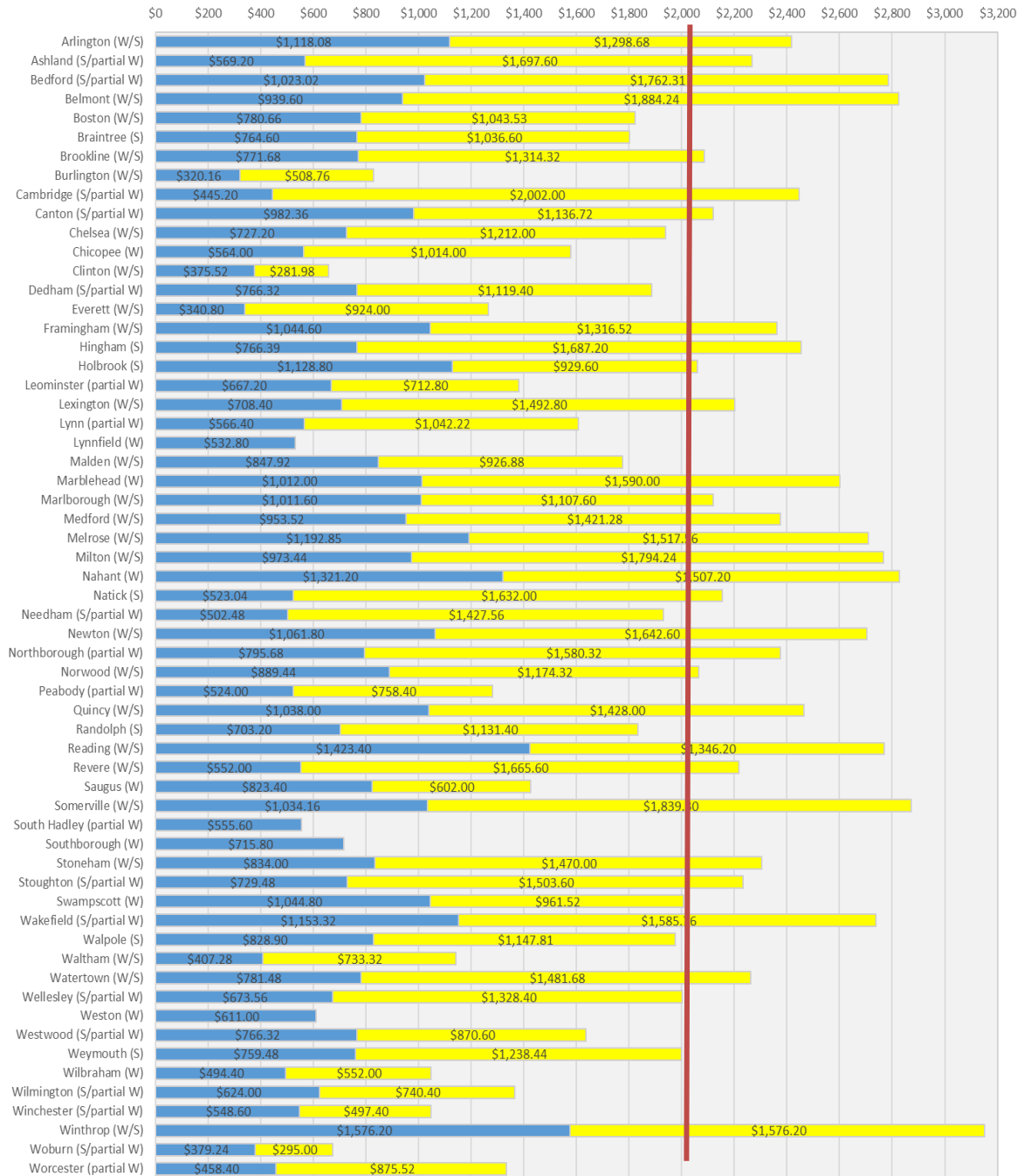
(Consumption at 120 HCF ≈ 90 kgal)



*The following communities do not provide municipal sewer services and, therefore, are not included in the averages:
Lynnfield Water District, South Hadley Fire District #1, Southborough and Weston.

2024 Combined Retail Water & Sewer Community Charge Comparisons*

(Consumption at 120 HCF ≈ 90 kgal)



*The following communities do not provide municipal sewer services and, therefore, are not included in the averages:
Lynnfield Water District, South Hadley Fire District #1, Southborough, and Weston.

**ANNUAL WATER AND SEWER CHARGES IN
COMMUNITIES RECEIVING SERVICES FROM THE MWRA
2024**

	Water	Sewer
Arlington (W/S)*	\$ 1,118.08	\$ 1,298.68
Ashland (S/partial W)	\$ 569.20	\$ 1,697.60
Bedford (S/partial W)	\$ 1,023.02	\$ 1,762.31
Belmont (W/S)	\$ 939.60	\$ 1,884.24
Boston (W/S)	\$ 780.66	\$ 1,043.53
Braintree (S)	-	\$ 1,036.60
Brookline (W/S)	\$ 771.68	\$ 1,314.32
Burlington (W/S)	\$ 320.16	\$ 508.76
Cambridge (S/partial W)	\$ 445.20	\$ 2,002.00
Canton (S/partial W)	\$ 982.36	\$ 1,136.72
Chelsea (W/S)	\$ 727.20	\$ 1,212.00
Chicopee (W)	\$ 564.00	-
Clinton (W/S)	\$ 375.52	\$ 281.98
Dedham (S/partial W)	\$ 766.32	\$ 1,119.40
Everett (W/S)	\$ 340.80	\$ 924.00
Framingham (W/S)	\$ 1,044.60	\$ 1,316.52
Hingham (S)	-	\$ 1,687.20
Holbrook (S)	-	\$ 929.60
Leominster (partial W)	\$ 667.20	-
Lexington (W/S)	\$ 708.40	\$ 1,492.80
Lynn (partial W)	\$ 566.40	-
Lynnfield (W)	\$ 532.80	-
Malden (W/S)	\$ 847.92	\$ 926.88
Marblehead (W)	\$ 1,012.00	-
Marlborough (partial W)	\$ 1,011.60	-
Medford (W/S)	\$ 953.52	\$ 1,421.28
Melrose (W/S)	\$ 1,192.85	\$ 1,517.56
Milton (W/S)	\$ 973.44	\$ 1,794.24
Nahant (W)*	\$ 1,321.20	-
Natick (S)	-	\$ 1,632.00
Needham (S/partial W)	\$ 502.48	\$ 1,427.56
Newton (W/S)	\$ 1,061.80	\$ 1,642.60
Northborough (partial W)	\$ 795.68	-
Norwood (W/S)	\$ 889.44	\$ 1,174.32
Peabody (partial W)	\$ 524.00	-
Quincy (W/S)	\$ 1,038.00	\$ 1,428.00
Randolph (S)	-	\$ 1,131.40
Reading (W/S)	\$ 1,423.40	\$ 1,346.20
Revere (W/S)	\$ 552.00	\$ 1,665.60
Saugus (W)	\$ 823.40	-
Somerville (W/S)	\$ 1,034.16	\$ 1,839.30
South Hadley (W)	\$ 555.60	-
Southborough (W)	\$ 715.80	-
Stoneham (W/S)	\$ 834.00	\$ 1,470.00
Stoughton (S/partial W)	\$ 729.48	\$ 1,503.60
Swampscott (W)	\$ 1,044.80	-
Wakefield (S/partial W)	\$ 1,153.32	\$ 1,585.76
Walpole (S)	-	\$ 1,147.81
Waltham (W/S)	\$ 407.28	\$ 733.32
Watertown (W/S)	\$ 781.48	\$ 1,481.68
Wellesley (S/partial W)	\$ 673.56	\$ 1,328.40
Weston (W)	\$ 611.00	-
Westwood (S/partial W)	\$ 766.32	\$ 870.60
Weymouth (S)	-	\$ 1,238.44
Wilbraham (W)	\$ 494.40	-
Wilmington (S/partial W)	\$ 624.00	\$ 740.40
Winchester (S/partial W)*	\$ 548.60	\$ 497.40
Winthrop (W/S)	\$ 1,576.20	\$ 1,576.20
Woburn (S/partial W)	\$ 379.24	\$ 295.00
Worcester (partial W)	\$ 458.40	-
AVERAGE	\$784.03	\$1,274.18
Percent change	5.7%	4.27%

Water and Sewer Charges are based on an annual water consumption of 120 HCF ≈ 90 kgal.

(*) Indicates communities that utilize the debt service exclusion as permitted under General Law 59 Section 21C(n).

Combined Annual Water and Sewer Charges for Communities Receiving Services from the MWRA 2024

Charges include MWRA, community, and alternatively supplied services.

Rates based on average annual household use of **120 hundred cubic feet (HCF)**, or approximately **90,000 gallons**.

	Water	Sewer	Combined	Change
Arlington (W/S)*	\$1,118.08	\$1,298.68	\$2,416.76	3.1%
Ashland (S/partial W)	\$569.20	\$1,697.60	\$2,266.80	6.4%
Bedford (S/partial W)	\$1,023.02	\$1,762.31	\$2,785.33	10.9%
Belmont (W/S)	\$939.60	\$1,884.24	\$2,823.84	6.2%
Boston (W/S)	\$780.66	\$1,043.53	\$1,824.19	1.4%
Braintree (S)	\$764.60	\$1,036.60	\$1,801.20	0.7%
Brookline (W/S)	\$771.68	\$1,314.32	\$2,086.00	3.5%
Burlington (S/partial W)	\$320.16	\$508.76	\$828.92	8.0%
Cambridge (S/partial W)	\$445.20	\$2,002.00	\$2,447.20	5.2%
Canton (S/partial W)	\$982.36	\$1,136.72	\$2,119.08	10.9%
Chelsea (W/S)	\$727.20	\$1,212.00	\$1,939.20	1.5%
Chicopee (W)	\$564.00	\$1,014.00	\$1,578.00	14.9%
Clinton (W/S)	\$375.52	\$281.98	\$657.50	0.0%
Dedham (S/partial W)	\$766.32	\$1,119.40	\$1,885.72	13.5%
Everett (W/S)	\$340.80	\$924.00	\$1,264.80	5.1%
Framingham (W/S)	\$1,044.60	\$1,316.52	\$2,361.12	0.0%
Hingham (S)	\$766.39	\$1,687.20	\$2,453.59	0.0%
Holbrook (S)	\$1,128.80	\$929.60	\$2,058.40	0.0%
Leominster (partial W)	\$667.20	\$712.80	\$1,380.00	19.4%
Lexington (W/S)	\$708.40	\$1,492.80	\$2,201.20	3.7%
Lynn (partial W)	\$566.40	\$1,042.22	\$1,608.62	4.2%
Malden (W/S)	\$847.92	\$926.88	\$1,774.80	8.0%
Marblehead (W)	\$1,012.00	\$1,590.00	\$2,602.00	10.3%
Marlborough (partial W)	\$1,011.60	\$1,107.60	\$2,119.20	8.5%
Medford (W/S)	\$953.52	\$1,421.28	\$2,374.80	8.0%
Melrose (W/S)	\$1,192.85	\$1,517.56	\$2,710.41	5.1%
Milton (W/S)	\$973.44	\$1,794.24	\$2,767.68	6.1%
Nahant (W)*	\$1,321.20	\$1,507.20	\$2,828.40	8.1%
Natick (S)	\$523.04	\$1,632.00	\$2,155.04	0.0%
Needham (S/partial W)	\$502.48	\$1,427.56	\$1,930.04	5.8%
Newton (W/S)	\$1,061.80	\$1,642.60	\$2,704.40	2.5%
Northborough (partial W)	\$795.68	\$1,580.32	\$2,376.00	3.9%
Norwood (W/S)	\$889.44	\$1,174.32	\$2,063.76	6.0%
Peabody (partial W)	\$524.00	\$758.40	\$1,282.40	0.0%
Quincy (W/S)	\$1,038.00	\$1,428.00	\$2,466.00	9.0%
Randolph (S)	\$703.20	\$1,131.40	\$1,834.60	0.9%
Reading (W/S)	\$1,423.40	\$1,346.20	\$2,769.60	3.4%
Revere (W/S)	\$552.00	\$1,665.60	\$2,217.60	4.3%
Saugus (W)	\$823.40	\$602.00	\$1,425.40	5.6%
Somerville (W/S)	\$1,034.16	\$1,839.30	\$2,873.46	6.6%
Stoneham (W/S)	\$834.00	\$1,470.00	\$2,304.00	2.6%
Stoughton (S/partial W)	\$729.48	\$1,503.60	\$2,233.08	0.0%
Swampscott (W)	\$1,044.80	\$961.52	\$2,006.32	10.6%
Wakefield (S/partial W)	\$1,153.32	\$1,585.76	\$2,739.08	2.5%
Walpole (S)	\$828.90	\$1,147.81	\$1,976.71	3.5%
Waltham (W/S)	\$407.28	\$733.32	\$1,140.60	0.0%
Watertown (W/S)	\$781.48	\$1,481.68	\$2,263.16	7.0%
Wellesley (S/partial W)	\$673.56	\$1,328.40	\$2,001.96	3.8%
Westwood (S/partial W)	\$766.32	\$870.60	\$1,636.92	2.7%
Weymouth (S)	\$759.48	\$1,238.44	\$1,997.92	3.3%
Wilbraham (W)	\$494.40	\$552.00	\$1,046.40	0.0%
Wilmington (S/partial W)	\$624.00	\$740.40	\$1,364.40	0.0%
Winchester (S/partial W)*	\$548.60	\$497.40	\$1,046.00	10.4%
Winthrop (W/S)	\$1,576.20	\$1,576.20	\$3,152.40	4.0%
Woburn (S/partial W)	\$379.24	\$295.00	\$674.24	0.0%
Worcester (partial W)	\$458.40	\$875.52	\$1,333.92	3.0%
AVERAGE	\$796.66	\$1,220.85	\$2,017.50	4.89%

The following communities do not provide municipal sewer services and, therefore, are not listed: Lynnfield Water District, South Hadley Fire District #1, Southborough and Weston.

(*) Indicates communities that utilize the debt service exclusion as permitted under General Law 59 Section 21C(n).

Everett (W/S)



Residential Water Rates:

Last adjusted: July 2024
Next adjustment scheduled: July 2025

Fund: Enterprise

0 – 10 HCF	\$2.84/HCF
10 – 20 HCF	\$3.58 "
20 – 30 HCF	\$4.32 "
31 – 100 HCF	\$4.91 "
101 – 200 HCF	\$6.81 "
>200 HCF	\$7.73 "

Billing Frequency: Monthly

Residential Sewer Rates:

Last adjusted: July 2024
Next adjustment scheduled: July 2025

Fund: Enterprise

0 – 10 HCF	\$7.70/HCF
10 – 20 HCF	\$ 10.08 "
20 – 30 HCF	\$ 11.57 "
31 – 100 HCF	\$ 12.98 "
101 – 200 HCF	\$ 15.35 "
>200 HCF	\$ 16.26 "

Based on 100% of water usage.

Billing Frequency: Monthly

Annual Cost AWWA Standard for Historical Comparison

(120 HCF ≈ 90,000 gals.)

Utility	Rate	Change from 2023
Water	\$340.80	5.19%
Sewer	\$924.00	5.05%
Combined	\$1,264.80	5.08%

Annual Cost Based on Local, State & Federal Data

(61.3 HCF – See Appendix C

for Data & Calc.)

Water	\$174.09
Sewer	\$472.01
Combined	\$646.10

Additional Information Provided by Community

Water

Everett provides a 15% discount on the water portion of bills for senior citizens and individuals with disabilities. FY25 water operating expenses are approximately \$2.44M, with 6% of bills lienied. The town has not experienced revenue shortfalls, and unaccounted-for water is 9%. A universal rate structure applies to all users, and no affordability measures are in place.

Sewer

Everett does not offer sewer bill discounts. FY25 sewer operating expenses are \$200K, with water and sewer combined into a single bill. Sewer charges are based on water usage, and secondary irrigation meters are not allowed. Capital needs for the next five years are undetermined, as planning is still in progress.

Stormwater

Everett has not conducted a stormwater capital needs analysis. Annual operations and maintenance costs for catch basin cleaning are approximately \$130K. The town has not considered establishing a stormwater utility and relies on existing mechanisms for cost recovery.

PFAS

Everett is not currently concerned about PFAS regulations and has taken no action on PFAS water settlements.

Lead & Copper Rule

Everett identified 1,079 lead service lines, 0 galvanized requiring replacement (GRR) lines, and 1,452 unknown service lines in its EPA inventory. The city has launched a comprehensive Lead Service Replacement Program, replacing both public and private lead service lines at no cost to homeowners. An external contractor performs the replacements, overseen by an engineering consultant.



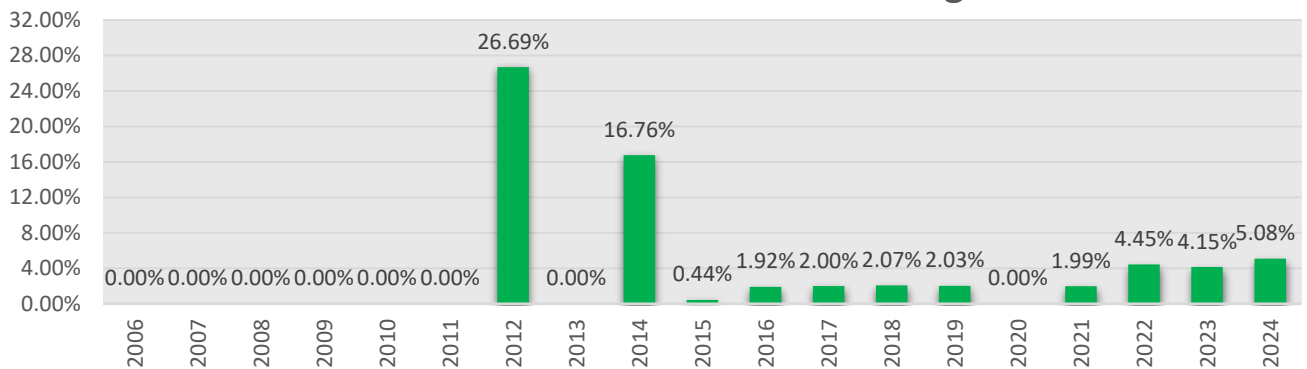
Everett (W/S)

FY 2025 MWRA Assessments

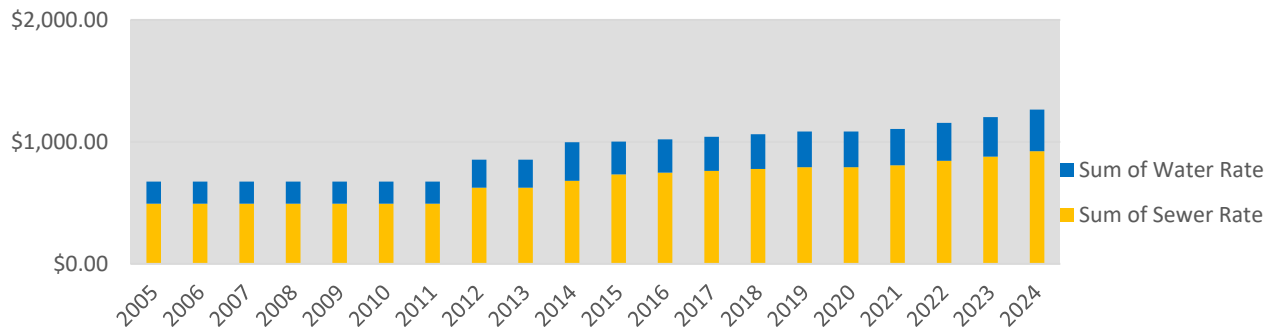
	FY24	FY25	% Change
Water	\$6,179,040	\$6,856,064	11.0%
Sewer	\$10,045,294	\$10,362,447	3.2%
Combined	\$16,224,334	\$17,218,511	6.1%



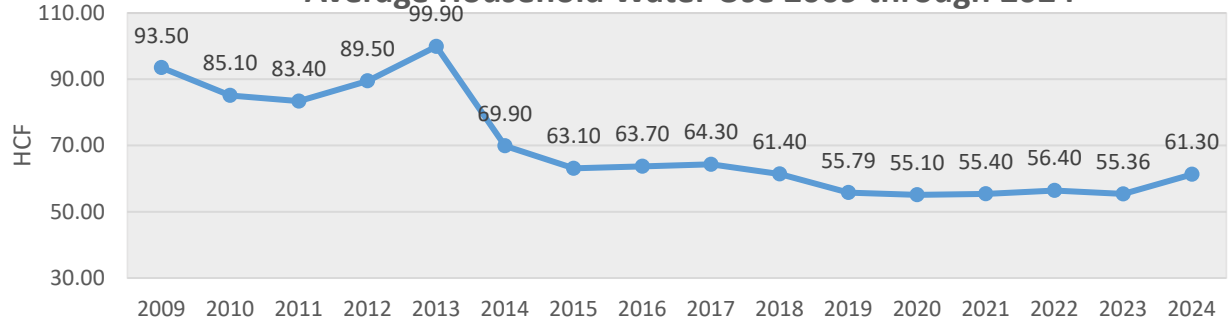
Combined Rate increases 2006 through 2024



Combined Water and Sewer Rates 2005 through 2024



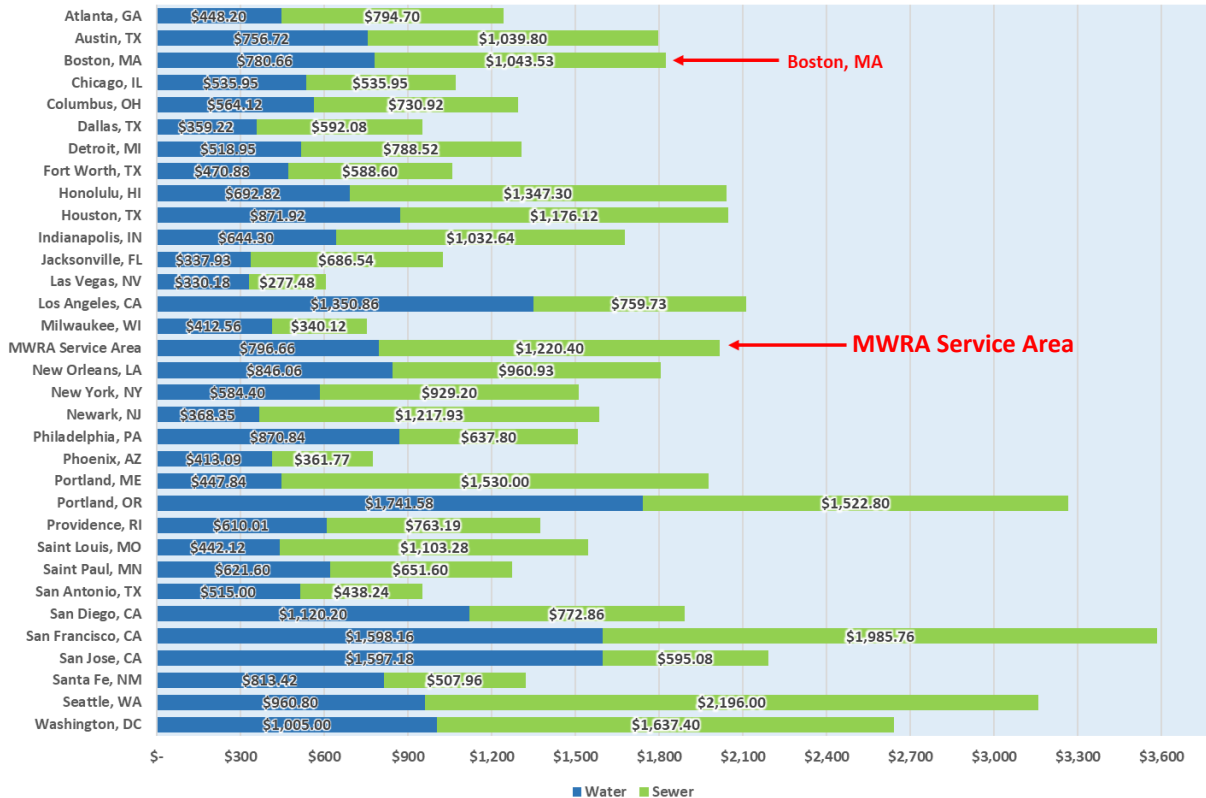
Average Household Water Use 2009 through 2024



COMPARATIVE ANNUAL RESIDENTIAL WATER & SEWER CHARGES FOR MAJOR UNITED STATES CITIES 2024

	Water	Sewer	Combined	Change
Atlanta, GA	\$448.20	\$794.70	\$1,242.90	5.0%
Austin, TX	\$756.72	\$1,039.80	\$1,796.52	9.9%
Boston, MA	\$780.66	\$1,043.53	\$1,824.19	1.4%
Chicago, IL	\$535.95	\$535.95	\$1,071.90	2.6%
Columbus, OH	\$564.12	\$730.92	\$1,295.04	2.4%
Dallas, TX	\$359.22	\$592.08	\$951.30	1.3%
Detroit, MI	\$518.95	\$788.52	\$1,307.47	3.2%
Fort Worth, TX	\$470.88	\$588.60	\$1,059.48	2.6%
Honolulu, HI	\$692.82	\$1,347.30	\$2,040.12	11.4%
Houston, TX	\$871.92	\$1,176.12	\$2,048.04	3.3%
Indianapolis, IN	\$644.30	\$1,032.64	\$1,676.94	-0.3%
Jacksonville, FL	\$337.93	\$686.54	\$1,024.46	0.0%
Las Vegas, NV	\$330.18	\$277.48	\$607.66	5.7%
Los Angeles, CA	\$1,350.86	\$759.73	\$2,110.59	17.7%
Milwaukee, WI	\$412.56	\$340.12	\$752.68	1.4%
MWRA Service Area	\$796.66	\$1,220.40	\$2,017.05	5.1%
New Orleans, LA	\$846.06	\$960.93	\$1,806.99	0.0%
New York, NY	\$584.40	\$929.20	\$1,513.60	8.5%
Newark, NJ	\$368.35	\$1,217.93	\$1,586.28	4.3%
Philadelphia, PA	\$870.84	\$637.80	\$1,508.64	14.7%
Phoenix, AZ	\$413.09	\$361.77	\$774.85	5.8%
Portland, ME	\$447.84	\$1,530.00	\$1,977.84	1.2%
Portland, OR	\$1,741.58	\$1,522.80	\$3,264.38	5.4%
Providence, RI	\$610.01	\$763.19	\$1,373.20	1.4%
Saint Louis, MO	\$442.12	\$1,103.28	\$1,545.40	11.5%
Saint Paul, MN	\$621.60	\$651.60	\$1,273.20	7.0%
San Antonio, TX	\$515.00	\$438.24	\$953.24	0.7%
San Diego, CA	\$1,120.20	\$772.86	\$1,893.06	5.7%
San Francisco, CA	\$1,598.16	\$1,985.76	\$3,583.92	5.2%
San Jose, CA	\$1,597.18	\$595.08	\$2,192.26	8.8%
Santa Fe, NM	\$813.42	\$507.96	\$1,321.38	0.0%
Seattle, WA	\$960.80	\$2,196.00	\$3,156.80	2.6%
Washington, DC	\$1,005.00	\$1,637.40	\$2,642.40	6.6%
AVERAGE	\$737.11	\$919.43	\$1,656.53	

Water and sewer charges based on an annual water consumption of 120 HCF ≈ 90 kgal
Note: MWRA Service Area averages exclude non-sewered communities.



APPENDIX A

2023 WATER & SEWER RETAIL RATE INFORMATION

NOTE: The Advisory Board endeavors to portray the most accurate information possible at time of print. As a result, some 2023 rates and calculations may differ from the information published in the 2023 Retail Rate Survey to reflect more accurate information obtained since that time.

****Revised to remove sewer only communities from water section****

**ANNUAL WATER AND SEWER CHARGES IN
COMMUNITIES RECEIVING SERVICES FROM THE MWRA
2023**

	Water	Sewer
Arlington (W/S)*	\$ 1,084.72	\$ 1,259.32
Ashland (S/partial W)	\$ 481.60	\$ 1,649.60
Bedford (S/partial W)	\$ 1,016.00	\$ 1,496.00
Belmont (W/S)	\$ 877.88	\$ 1,646.48
Boston (W/S)	\$ 759.15	\$ 1,039.30
Braintree (S)	\$ 758.60	\$ 1,030.60
Brookline (W/S)	\$ 745.80	\$ 1,269.72
Burlington (W/S)	\$ 291.60	\$ 476.20
Cambridge (S/partial W)	\$ 416.80	\$ 1,910.40
Canton (S/partial W)	\$ 773.52	\$ 1,137.80
Chelsea (W/S)	\$ 716.40	\$ 1,194.00
Chicopee (W)	\$ 564.00	-
Clinton (W/S)	\$ 375.52	\$ 281.98
Dedham (S/partial W)	\$ 723.72	\$ 937.28
Everett (W/S)	\$ 324.00	\$ 879.60
Framingham (W/S)	\$ 1,044.60	\$ 1,316.52
Hingham (S)	\$ 766.39	\$ 1,687.20
Holbrook (S)	\$ 1,128.80	\$ 929.60
Leominster (partial W)	\$ 548.20	-
Lexington (W/S)	\$ 708.40	\$ 1,414.00
Lynn (partial W)	\$ 544.80	-
Lynnfield (W)	\$ 502.80	-
Malden (W/S)	\$ 785.04	\$ 858.24
Marblehead (W)	\$ 931.00	-
Marlborough (partial W)	\$ 944.40	-
Medford (W/S)	\$ 882.72	\$ 1,315.92
Melrose (W/S)	\$ 1,062.24	\$ 1,517.56
Milton (W/S)	\$ 944.40	\$ 1,663.68
Nahant (W)*	\$ 1,226.40	-
Natick (S)	\$ 523.04	\$ 1,632.00
Needham (S/partial W)	\$ 488.88	\$ 1,334.52
Newton (W/S)	\$ 1,036.00	\$ 1,602.20
Northborough (partial W)	\$ 781.60	-
Norwood (W/S)	\$ 842.04	\$ 1,105.20
Peabody (partial W)	\$ 524.00	-
Quincy (W/S)	\$ 952.80	\$ 1,310.40
Randolph (S)	\$ 697.00	\$ 1,120.60
Reading (W/S)	\$ 1,372.00	\$ 1,307.00
Revere (W/S)	\$ 529.20	\$ 1,597.20
Saugus (W)	\$ 776.90	-
Somerville (W/S)	\$ 944.55	\$ 1,751.61
South Hadley (W)	\$ 567.60	-
Southborough (W)	\$ 660.56	-
Stoneham (W/S)	\$ 834.00	\$ 1,411.20
Stoughton (S/partial W)	\$ 729.48	\$ 1,503.60
Swampscott (W)	\$ 987.00	-
Wakefield (S/partial W)	\$ 1,094.84	\$ 1,577.20
Walpole (S)	\$ 816.95	\$ 1,092.62
Waltham (W/S)	\$ 407.28	\$ 733.32
Watertown (W/S)	\$ 720.00	\$ 1,396.00
Wellesley (S/partial W)	\$ 648.96	\$ 1,279.20
Weston (W)	\$ 554.00	-
Westwood (S/partial W)	\$ 723.72	\$ 870.60
Weymouth (S)	\$ 708.24	\$ 1,225.72
Wilbraham (W)	\$ 494.40	-
Wilmington (S/partial W)	\$ 624.00	\$ 740.40
Winchester (S/partial W)*	\$ 393.20	\$ 454.20
Winthrop (W/S)	\$ 1,516.20	\$ 1,516.20
Woburn (S/partial W)	\$ 379.24	\$ 295.00
Worcester (partial W)	\$ 453.60	-
AVERAGE	\$745.18	\$1,221.98
Percent change	6.2%	6.13%

Water and Sewer Charges are based on an annual water consumption of 120 HCF ≈ 90 kgal.

(*) Indicates communities that utilize the debt service exclusion as permitted under General Law 59 Section 21C(n).

Combined Annual Water and Sewer Charges for Communities Receiving Services from the MWRA 2023

Charges include MWRA, community, and alternatively supplied services.

Rates based on average annual household use of **120 hundred cubic feet (HCF)**, or approximately **90,000 gallons**.

	Water	Sewer	Combined	Change
Arlington (W/S)*	\$1,084.72	\$1,259.32	\$2,344.04	3.6%
Ashland (S/partial W)	\$481.60	\$1,649.60	\$2,131.20	0.0%
Bedford (S/partial W)	\$1,016.00	\$1,496.00	\$2,512.00	9.2%
Belmont (W/S)	\$877.88	\$1,646.48	\$2,524.36	0.0%
Boston (W/S)	\$759.15	\$1,039.30	\$1,798.45	1.3%
Braintree (S)	\$758.60	\$1,030.60	\$1,789.20	2.2%
Brookline (W/S)	\$745.80	\$1,269.72	\$2,015.52	4.2%
Burlington (S/partial W)	\$291.60	\$476.20	\$767.80	5.0%
Cambridge (S/partial W)	\$416.80	\$1,910.40	\$2,327.20	5.4%
Canton (S/partial W)	\$773.52	\$1,137.80	\$1,911.32	5.9%
Chelsea (W/S)	\$716.40	\$1,194.00	\$1,910.40	1.5%
Chicopee (W)	\$564.00	\$809.15	\$1,373.15	0.0%
Clinton (W/S)	\$375.52	\$281.98	\$657.50	0.0%
Dedham (S/partial W)	\$723.72	\$937.28	\$1,661.00	2.3%
Everett (W/S)	\$324.00	\$879.60	\$1,203.60	4.2%
Framingham (W/S)	\$1,044.60	\$1,316.52	\$2,361.12	0.0%
Hingham (S)	\$766.39	\$1,687.20	\$2,453.59	16.2%
Holbrook (S)	\$1,128.80	\$929.60	\$2,058.40	13.2%
Leominster (partial W)	\$548.20	\$607.60	\$1,155.80	0.0%
Lexington (W/S)	\$708.40	\$1,414.00	\$2,122.40	9.4%
Lynn (partial W)	\$544.80	\$999.60	\$1,544.40	4.0%
Malden (W/S)	\$785.04	\$858.24	\$1,643.28	2.9%
Marblehead (W)	\$931.00	\$1,428.00	\$2,359.00	1.2%
Marlborough (partial W)	\$944.40	\$1,009.20	\$1,953.60	0.0%
Medford (W/S)	\$882.72	\$1,315.92	\$2,198.64	9.0%
Melrose (W/S)	\$1,062.24	\$1,517.56	\$2,579.80	3.5%
Milton (W/S)	\$944.40	\$1,663.68	\$2,608.08	8.0%
Nahant (W)*	\$1,226.40	\$1,389.60	\$2,616.00	-9.2%
Natick (S)	\$523.04	\$1,632.00	\$2,155.04	6.0%
Needham (S/partial W)	\$488.88	\$1,334.52	\$1,823.40	2.6%
Newton (W/S)	\$1,036.00	\$1,602.20	\$2,638.20	3.5%
Northborough (partial W)	\$781.60	\$1,505.08	\$2,286.68	4.0%
Norwood (W/S)	\$842.04	\$1,105.20	\$1,947.24	7.8%
Peabody (partial W)	\$524.00	\$758.40	\$1,282.40	29.7%
Quincy (W/S)	\$952.80	\$1,310.40	\$2,263.20	4.7%
Randolph (S)	\$697.00	\$1,120.60	\$1,817.60	1.8%
Reading (W/S)	\$1,372.00	\$1,307.00	\$2,679.00	0.2%
Revere (W/S)	\$529.20	\$1,597.20	\$2,126.40	4.2%
Saugus (W)	\$776.90	\$573.16	\$1,350.06	4.2%
Somerville (W/S)	\$944.55	\$1,751.61	\$2,696.16	7.2%
Stoneham (W/S)	\$834.00	\$1,411.20	\$2,245.20	3.2%
Stoughton (S/partial W)	\$729.48	\$1,503.60	\$2,233.08	22.3%
Swampscott (W)	\$987.00	\$826.72	\$1,813.72	2.5%
Wakefield (S/partial W)	\$1,094.84	\$1,577.20	\$2,672.04	2.7%
Walpole (S)	\$816.95	\$1,092.62	\$1,909.58	9.1%
Waltham (W/S)	\$407.28	\$733.32	\$1,140.60	1.6%
Watertown (W/S)	\$720.00	\$1,396.00	\$2,116.00	15.6%
Wellesley (S/partial W)	\$648.96	\$1,279.20	\$1,928.16	3.8%
Westwood (S/partial W)	\$723.72	\$870.60	\$1,594.32	2.4%
Weymouth (S)	\$708.24	\$1,225.72	\$1,933.96	4.4%
Wilbraham (W)	\$494.40	\$552.00	\$1,046.40	6.1%
Wilmington (S/partial W)	\$624.00	\$740.40	\$1,364.40	0.0%
Winchester (S/partial W)*	\$393.20	\$454.20	\$847.40	6.3%
Winthrop (W/S)	\$1,516.20	\$1,516.20	\$3,032.40	6.8%
Woburn (S/partial W)	\$379.24	\$295.00	\$674.24	0.0%
Worcester (partial W)	\$453.60	\$841.92	\$1,295.52	1.8%

AVERAGE	\$757.60	\$1,161.92	\$1,919.52	5.50%
----------------	----------	------------	------------	-------

The following communities do not provide municipal sewer services and, therefore, are not listed: Lynnfield Water District, South Hadley Fire District #1, Southborough and Weston.

(*) Indicates communities that utilize the debt service exclusion as permitted under General Law 59 Section 21C(n).

APPENDIX B

SECOND METER INFORMATION AND GLOSSARY

SECOND METER INFORMATION:

	Number	Percent
MWRA or partially supplied communities utilizing second meters to adjust water bills	YES: 38 NO: 22	YES: 63.3% NO: 36.7%

Ashland (S/partial W)	Yes	Arlington (W/S)*	No
Bedford (S/partial W)	Yes	Braintree (S)	No
Belmont (W/S)	Yes	Clinton (W/S)	No
Boston (W/S)	Yes	Everett (W/S)	No
Brookline (W/S)	Yes	Hingham (S)	No
Burlington (S/partial W)	Yes	Holbrook (S)	No
Cambridge (S/partial W)	Yes	Lynnfield (W)	No
Canton (S/partial W)	Yes	Malden (W/S)	No
Chelsea (W/S)	Yes	Northborough (partial W)	No
Chicopee (W)	Yes	Randolph (S)	No
Dedham (S/partial W)	Yes	Reading (W/S)	No
Framingham (W/S)	Yes	Somerville (W/S)	No
Leominster (partial W)	Yes	South Hadley (W)	No
Lexington (W/S)	Yes	Southborough (W)	No
Lynn (partial W)	Yes	Stoughton (S/partial W)	No
Marblehead (W)	Yes	Wakefield (S/partial W)	No
Marlborough (partial W)	Yes	Weston (W)	No
Medford (W/S)	Yes	Weymouth (S)	No
Melrose (W/S)	Yes	Wilmington (S/partial W)	No
Milton (W/S)	Yes	Winchester (S/partial W)*	No
Nahant (W)*	Yes	Winthrop (W/S)	No
Natick (S)	Yes	Woburn (S/partial W)	No
Needham (S/partial W)	Yes		
Newton (W/S)	Yes		
Norwood (W/S)	Yes		
Peabody (partial W)	Yes		
Quincy (W/S)	Yes		
Revere (W/S)	Yes		
Saugus (W)	Yes		
Stoneham (W/S)	Yes		
Swampscott (W)	Yes		
Walpole (S)	Yes		
Waltham (W/S)	Yes		
Watertown (W/S)	Yes		
Wellesley (S/partial W)	Yes		
Westwood (S/partial W)	Yes		
Wilbraham (W)	Yes		
Worcester (partial W)	Yes		

GLOSSARY:

ABBREVIATIONS/DESIGNATIONS

- ◆ (W/S) = MWRA Water and Sewer Community
- ◆ (W) = MWRA Water Only Community
- ◆ (S) = MWRA Sewer Only Community
- ◆ CF = Cubic Foot
- ◆ HCF = Hundred Cubic Feet
- ◆ 1 HCF = 100 Cubic Feet = 748 Gallons
- ◆ kgal = 1,000 gallons
- ◆ n/a = No answer

All of the information cited below is taken directly from *Massachusetts Water Resources Authority Technical Assistance Program: Municipal Water and Sewer Rate Making, A Guide for Local Officials*. May, 1989.

DEBT EXCLUSION

A referendum to increase the levy limit by the amount of principal and interest payable each year on specific long-term bonds issued by a community; this exclusion remains in effect for the life of the debt only.

WATER AND SEWER WHOLESALE CHARGES

Within the MWRA service area, these are the charges that are made by the MWRA to each community for the total amount of water and/or sewer treatment service, which is provided to that community for a fiscal year; MWRA wholesale charges constitute one component of each community's total water and sewer service costs.

WATER AND SEWER RETAIL CHARGES

User charges which are billed to specific properties by a municipality or public utility for the provision of water and sewer service; these charges are generally billed periodically during the year and are generally based on the metered flow of water into each property; also known as "retail rates."

GENERAL FUND - 7 water, 6 sewer (full and partial MWRA communities)

General fund accounting for water and sewer operations is typically the most understood accounting support alternative. This option does not require adoption of any legislation. Essentially, water and sewer expenditure and revenue accounts exist with the general fund along with other community financial activity. No segregation of utility costs and revenues is provided for. General fund accounting is on the budgetary (cash) basis and period-end or year-end reporting is on the modified accrual basis.

SPECIAL REVENUE FUND - 3 water, 3 sewer (full and partial MWRA communities)

A special revenue fund is defined as "a fund used to account for the proceeds of specific revenue sources (other than expendable trusts or major capital projects) that are legally restricted to expenditure for specified purposes".

Special revenue fund accounting provides for segregation of water/sewer costs and revenues from other municipal financial activity.

Like the general fund, special revenue fund accounting is on the budgetary (cash) basis and financial reporting is on the modified accrual basis.

ENTERPRISE FUND - 51 water, 47 sewer (full and partial MWRA Communities)

A fund established to account for operations financed and operated in a manner similar to private business enterprises. In this instance the governing body intends that costs (expenses, including depreciation) of providing goods or services to the general public on a continuing basis be recovered primarily through user charges.

A fund established because the governing body has decided that periodic determination of revenues earned, expenses incurred and/or net income is appropriate for capital maintenance, public policy management control, accountability or other purposes.

Like special revenue funds, enterprise funds allow communities to separately account for the expenditures and revenues of their water/sewer operations. Similarly, this segregated accounting provides enhanced information regarding the results of operations and facilitates rate setting and rate analyses. A community may elect to adopt enterprise fund(s) through city council or town meeting vote. Each enterprise fund must be adopted individually.

Enterprise fund accounting is generally the most complex of the accounting alternatives. Its accounting may be on the accrual basis or budgetary (cash) basis. Reporting, however, should be on the accrual basis. Accordingly, if accounting is on the budgetary basis, year-end accrual adjustments will be required to attain accrual basis reporting. These year-end accrual adjustments will generally include:

- Fixed asset capitalization and related depreciation
- Pension liabilities
- Sick, vacation and other compensated absences
- Revenue
- Contributed capital
- Other year-end accruals

APPENDIX C

2023 Community Water Use Data

Local, State, & Federal Data

	A	B	C	D	E	F
Community	Annual Residential Water Use (million gallons) ¹	Population ²	Annual Per Capita Water Use (gallons)	Average Household Size ²	Annual Household Water Use (gallons)	Annual Household Water Use (hcf)
Data Source / Calculation	Public Water Supply Annual Statistical Report *		Calculation C = A/B	2020 US Census	Calculation E= C x D	Calculation F = E /748
Arlington	720.5	46,308	15,559	2.24	34,853	46.6
Ashland	327.3	18,832	17,378	2.59	45,010	60.2
Bedford	281.8	14,383	19,593	2.50	48,981	65.5
Belmont	523.0	27,295	19,162	2.54	48,671	65.1
Boston	9,125.0	675,647	13,506	2.26	30,523	40.8
Braintree	753.8	39,143	19,258	2.56	49,301	65.9
Brookline	1,266.2	63,191	20,037	2.27	45,484	60.8
Burlington	419.7	26,377	15,912	2.64	42,009	56.2
Cambridge	1,721.9	118,403	14,543	2.00	29,086	38.9
Canton	458.1	22,453	20,403	2.54	51,823	69.3
Chelsea	627.4	40,787	15,383	2.92	44,919	60.1
Chicopee	1,075.3	55,560	19,353	2.28	44,126	59.0
Ciinton	303.8	15,428	19,694	2.32	45,689	61.1
Dedham/Westwood	824.8	41,630	19,812	2.57	50,917	68.1
Everett	843.4	49,075	17,187	2.67	45,888	61.3
Framingham	1,234.7	72,362	17,063	2.47	42,145	56.3
Hingham 4	743.4	45,339	16,397	2.46	40,338	53.9
Holbrook	161.8	11,405	14,189	2.62	37,175	49.7
Leominster	555.8	43,782	12,694	2.41	30,592	40.9
Lexington	751.0	34,454	21,797	2.68	58,416	78.1
Lynn	1,760.0	101,253	17,382	2.69	46,758	62.5
Lynnfield Water District 3	100.6	4,820	20,877	2.77	57,830	77.3
Malden	1,170.1	66,263	17,658	2.50	44,146	59.0
Marblehead	475.9	20,441	23,279	2.42	56,336	75.3
Marlborough	547.2	41,793	13,094	2.46	32,212	43.1
Medford	930.8	59,659	15,603	2.38	37,135	49.6
Melrose	493.1	29,817	16,539	2.38	39,363	52.6
Milton	547.9	28,630	19,136	2.75	52,623	70.4
Nahant	87.7	3,334	26,317	2.18	57,370	76.7
Natick	648.1	37,006	17,513	2.44	42,731	57.1
Needham	785.0	32,091	24,460	2.72	66,532	88.9
Newton	2,040.8	88,923	22,950	2.50	57,375	76.7
Northborough	198.4	13,524	14,671	2.73	40,050	53.5
Norwood	534.4	31,611	16,906	2.37	40,066	53.6
Peabody	968.4	54,481	17,775	2.38	42,304	56.6
Quincy	1,248.7	101,636	12,286	2.24	27,521	36.8
Randolph	664.0	34,984	18,980	2.75	52,195	69.8
Reading	426.0	25,518	16,693	2.64	44,069	58.9
Revere	764.6	62,186	12,295	2.52	30,984	41.4
Saugus	563.2	25,826	21,806	2.55	55,605	74.3
Somerville	1,211.4	81,045	14,947	2.29	34,229	45.8
South Hadley FD #1 3	271.4	15,100	17,973	2.25	40,438	54.1
Southborough 3	209.3	10,609	19,730	2.89	57,020	76.2
Stoneham	446.1	23,244	19,192	2.36	45,294	60.6
Stoughton	458.6	29,281	15,663	2.59	40,568	54.2
Swampscott	328.6	15,111	21,744	2.46	53,491	71.5
Wakefield	546.7	27,090	20,181	2.47	49,848	66.6
Walpole	457.5	26,383	17,342	2.69	46,649	62.4
Waltham	1,133.7	65,218	17,383	2.28	39,633	53.0
Watertown	648.0	35,329	18,343	2.15	39,438	52.7
Wellesley	640.7	29,550	21,683	2.78	60,279	80.6
Weston	384.3	11,851	32,428	2.82	91,447	122.3
Weymouth	963.6	57,437	16,777	2.37	39,762	53.2
Wibraham	252.3	8,998	28,037	2.63	73,736	98.6
Wilmington	418.0	23,349	17,902	2.93	52,454	70.1
Winchester	517.0	22,970	22,508	2.75	61,896	82.7
Winthrop	327.8	19,316	16,971	2.24	38,015	50.8
Woburn	1,311.5	40,876	32,086	2.43	77,969	104.2
Worcester	3,224.6	206,518	15,614	2.46	38,410	51.4

1 Residential usage is based primarily on total residential consumption reported by each community in their 2023 Annual Public Water Supply Annual Statistical Report filed with the Massachusetts Department of Environmental Protection.

2 Except where noted Total population and average household size for each community based on the US Census Bureau.

3 Total polulation based on the Annual Public Water Supply Annual Statistical Report filed with the Massachusetts Department of Environmental Protection.

4 Based on the Annual Public Water Supply Annual Statistical Report for Hingham and Hull combined.

APPENDIX D

FINAL MWRA FISCAL YEAR 2025 BILLABLE WATER AND SEWER CHARGES

MASSACHUSETTS WATER RESOURCES AUTHORITY

FINAL FY25 BILLABLE WATER AND SEWER CHARGES

MWRA Customer	Final FY24 Water Assessment	Final FY25 Water Assessment	Percent Change from FY24	Final FY24 Sewer Assessment	Final FY25 Sewer Assessment	Percent Change from FY24	Final FY24 Combined Assessment	Final FY25 Combined Assessment	Dollar Change from FY24	Percent Change from FY24
ARLINGTON	5,723,767	5,700,350	-0.4%	9,375,412	9,492,790	1.3%	15,099,179	15,193,140	93,961	0.6%
ASHLAND	0	0	-	2,924,453	2,975,664	1.8%	2,924,453	2,975,664	51,211	1.8%
BEDFORD	0	0	0.0%	3,784,242	3,886,054	2.7%	3,784,242	3,886,054	101,812	2.7%
BELMONT	3,281,643	3,259,822	-0.7%	5,652,772	5,692,509	0.7%	8,934,415	8,952,331	17,916	0.2%
BOSTON (BWSC)	101,284,742	109,867,908	8.5%	148,321,901	150,037,179	1.2%	249,606,643	259,905,087	10,298,444	4.1%
BRAINTREE	0	0	0.0%	10,766,148	10,613,254	-1.4%	10,766,148	10,613,254	-152,894	-1.4%
BROOKLINE	8,536,286	8,373,742	-1.9%	13,902,081	13,457,245	-3.2%	22,438,367	21,830,987	-607,380	-2.7%
BURLINGTON	1,668,047	2,637,231	58.1%	6,153,342	6,231,204	1.3%	7,821,389	8,868,435	1,047,046	13.4%
CAMBRIDGE	0	0	0.0%	30,213,141	31,407,738	4.0%	30,213,141	31,407,738	1,194,597	4.0%
CANTON	2,490,180	2,745,413	10.2%	5,085,296	5,157,794	1.4%	7,575,476	7,903,207	327,731	4.3%
CHELSEA	5,466,192	5,851,930	7.1%	9,640,943	9,894,333	2.6%	15,107,135	15,746,263	639,128	4.2%
DEDHAM	0	0	0.0%	6,409,056	6,319,318	-1.4%	6,409,056	6,319,318	-89,738	-1.4%
DEDHAM-WESTWOOD WATER DISTRICT	670,890	909,823	35.6%	0	0	0.0%	670,890	909,823	238,933	35.6%
EVERETT	6,179,040	6,856,064	11.0%	10,045,294	10,362,447	3.2%	16,224,334	17,218,511	994,177	6.1%
FRAMINGHAM	9,526,952	9,692,961	1.7%	14,213,653	14,830,822	4.3%	23,740,605	24,523,783	783,178	3.3%
HINGHAM SEWER DISTRICT	0	0	0.0%	2,172,503	2,165,417	-0.3%	2,172,503	2,165,417	-7,086	-0.3%
HOLBROOK	0	0	0.0%	2,028,551	2,122,461	4.6%	2,028,551	2,122,461	93,910	4.6%
LEXINGTON	8,832,742	8,432,204	-4.5%	8,861,891	9,153,352	3.3%	17,694,633	17,585,556	-109,077	-0.6%
LYNN (LWSC)	133,677	163,485	22.3%	0	0	0.0%	133,677	163,485	29,808	22.3%
LYNNFIELD WATER DISTRICT	945,917	919,790	-2.8%	0	0	0.0%	945,917	919,790	-26,127	-2.8%
MALDEN	8,565,543	9,497,417	10.9%	14,777,974	14,576,224	-1.4%	23,343,517	24,073,641	730,124	3.1%
MARBLEHEAD	3,130,039	3,043,998	-2.7%	0	0	0.0%	3,130,039	3,043,998	-86,041	-2.7%
MARLBOROUGH	7,138,193	7,379,850	3.4%	0	0	0.0%	7,138,193	7,379,850	241,657	3.4%
MEDFORD	7,823,249	8,041,818	2.8%	13,530,297	14,191,728	4.9%	21,353,546	22,233,546	880,000	4.1%
MELROSE	3,520,729	3,865,069	9.8%	7,002,292	6,926,272	-1.1%	10,523,021	10,791,341	268,320	2.5%
MILTON	4,176,564	4,046,121	-3.1%	6,314,438	6,786,934	7.5%	10,491,002	10,833,055	342,053	3.3%
NAHANT	592,489	567,027	-4.3%	0	0	0.0%	592,489	567,027	-25,462	-4.3%
NATICK	0	0	0.0%	6,408,947	6,648,860	3.7%	6,408,947	6,648,860	239,913	3.7%
NEEDHAM	1,887,130	1,212,985	-35.7%	7,084,841	7,445,411	5.1%	8,971,971	8,658,396	-313,575	-3.5%
NEWTON	14,430,518	15,254,114	5.7%	23,540,735	24,471,190	4.0%	37,971,253	39,725,304	1,754,051	4.6%
NORTHBOROUGH	1,476,411	1,550,117	5.0%	0	0	0.0%	1,476,411	1,550,117	73,706	5.0%
NORWOOD	4,646,813	4,735,735	1.9%	9,252,685	9,377,625	1.4%	13,899,498	14,113,360	213,862	1.5%
PEABODY	3,952,791	2,323,753	-41.2%	0	0	0.0%	3,952,791	2,323,753	-1,629,038	-41.2%
QUINCY	14,041,679	14,668,740	4.5%	23,052,419	23,271,259	0.9%	37,094,098	37,939,999	845,901	2.3%
RANDOLPH	0	0	0.0%	7,144,574	7,343,719	2.8%	7,144,574	7,343,719	199,145	2.8%
READING	2,826,508	2,854,927	1.0%	5,245,406	5,198,653	-0.9%	8,071,914	8,053,580	-18,334	-0.2%
REVERE	6,411,786	6,555,178	2.2%	12,448,042	12,651,589	1.6%	18,859,828	19,206,767	346,939	1.8%
SAUGUS	5,446,924	5,363,922	-1.5%	0	0	0.0%	5,446,924	5,363,922	-83,002	-1.5%
SOMERVILLE	9,500,557	10,694,450	12.6%	17,759,770	17,561,095	-1.1%	27,260,327	28,255,545	995,218	3.7%
SOUTHBOROUGH	1,202,081	1,086,340	(0)	0	0	0	1,202,081	1,086,340	(115,741)	(0)
STONEHAM	3,617,722	3,671,848	1.5%	5,906,212	6,085,041	3.0%	9,523,934	9,756,889	232,955	2.4%
STOUGHTON	103,566	97,985	-5.4%	5,714,438	5,752,600	0.7%	5,818,004	5,850,585	32,581	0.6%
SWAMPSCOTT	2,610,031	2,496,307	-4.4%	0	0	0.0%	2,610,031	2,496,307	-113,724	-4.4%
WAKEFIELD	3,337,730	3,304,401	-1.0%	6,826,973	6,791,838	-0.5%	10,164,703	10,096,239	-68,464	-0.7%
WALPOLE	0	0	0.0%	4,614,313	4,670,240	1.2%	4,614,313	4,670,240	55,927	1.2%
WALTHAM	11,996,268	12,987,389	8.3%	14,796,930	15,008,366	1.4%	26,793,198	27,995,755	1,202,557	4.5%
WATERTOWN	4,202,656	4,583,303	9.1%	7,004,552	7,277,190	3.9%	11,207,208	11,860,493	653,285	5.8%
WELLESLEY	4,211,496	3,262,215	-22.5%	6,630,804	7,020,669	5.9%	10,842,300	10,282,884	-559,416	-5.2%
WESTON	2,867,622	2,462,486	-14.1%	0	0	0.0%	2,867,622	2,462,486	-405,136	-14.1%
WESTWOOD	0	0	0.0%	3,249,150	3,171,027	-2.4%	3,249,150	3,171,027	-78,123	-2.4%
WEYMOUTH	0	0	0.0%	14,230,541	14,167,109	-0.4%	14,230,541	14,167,109	-63,432	-0.4%
WILMINGTON	1,145,370	484,407	-57.7%	3,173,321	3,341,156	5.3%	4,318,691	3,825,563	-493,128	-11.4%
WINCHESTER	2,356,818	2,034,253	-13.7%	4,875,271	5,385,020	10.5%	7,232,089	7,419,273	187,184	2.6%
WINTHROP	1,865,387	2,127,216	14.0%	3,978,407	4,029,198	1.3%	5,843,794	6,156,414	312,620	5.3%
WOBURN	5,851,127	5,715,234	-2.3%	10,478,117	11,159,078	6.5%	16,329,244	16,874,312	545,068	3.3%
TOTAL	\$299,675,872	\$311,379,328	3.9%	\$534,592,128	\$544,108,672	1.8%	\$834,268,000	\$855,488,000	\$21,220,000	2.5%

(1) Some communities receive partial water or sewer services from MWRA.

6.5 FY2026 Water & Sewer Enterprise Fund Capital Budget – Executive Summary

- The total proposed Capital Plan for the City of Everett’s Enterprise Funds for FY26 is \$6,729,800. However, the total amount proposed for borrowing is \$6,224,800.
- The Enterprise Fund’s Capital Plan for FY26 has several funding sources, including budgetary appropriations, and bonding.
- The list proposed has been reviewed by the Mayor and has been submitted with favorable action recommended as such.

FY26 Enterprise Fund CIP – Funding Sources

FY26 Enterprise Fund CIP – funded from sale of bonds

• Water Main replacement (MWRA’s LWSAP program)	\$ 629,800
• Commercial Triangle	\$ 1,200,000
• Boston Street Improvements	\$ 1,500,000
• Sewer Inflow and Infiltration (I/I) projects (MWRA’s I/I program)	\$ 1,770,000
• MWRA Lead Program	\$ <u>1,125,000</u>

TOTAL ~ BONDING:	\$ 6,224,800
-------------------------	---------------------

FY26 Enterprise Fund CIP – funded from operating budget

- Replacement of Fire Hydrants (operating budget appropriation) \$ 25,000
- Storm Water Improvements \$ 105,000

TOTAL ~ OPERATING FUNDS: \$ 130,000

FY26 Enterprise Fund CIP – funded from Grants

- MWRA Lead Program (MWRA Grant) \$ 375,000

IMPACT OF CAPITAL IMPROVEMENT PROJECTS ON OPERATING BUDGET

<i>Description</i>	<i>Cost</i>	<i>Funding</i>	<i>Impact on Operating Budget</i>
Sewer Inflow/Infiltration projects	\$1,770,000	Bonding through MWRA's Lead program (0% interest loan program)	No impact on FY26 budget. Estimated debt payments of \$177K per year starting in FY27 and ending in FY36
Boston Street Improvements	\$1,500,000	Bonding	No impact on FY26 budget. Estimate debt payments of \$150k per year starting In FY27 and ending in FY436
Commercial Triangle Water Improvements	\$1,200,000	Bonding	No impact on FY26 budget. Estimate debt payments of \$120k per year staring in FY27 and ending in FY36
Rehabilitation of Water Mains	\$629,800	Bonding through MWRA's LWSAP program (0% interest loan program)	No impact on FY26 budget. Estimated debt payments of \$63k per year starting in FY27 and ending in FY36
Replacement of Fire Hydrants	\$25,000	Operating appropriation	Level Funded
Storm Water Improvement	\$105,000	Operating appropriation	Level Funded

Program (non I/I)			
MWRA Lead Program	\$1,500,000	Bonding	No impact on FY26 budget. Estimated debt payment of \$112k per year starting in FY26 and ending in FY36

City of Everett
Capital Plan - Enterprise Fund (Water/Sewer)
Fiscal Year 2025 - 2029

CAPITAL REQUEST	FUNDING SOURCE	FY25	FY 26	FY 27	FY 28	FY 29
Enterprise Fund (Water/Sewer Projects)						
Hydrant Replacement Program	Operating Budget	\$ 25,000	\$ 25,000	\$ 25,000	\$ 25,000	\$ 25,000
Water Main Replacement (MWRA's LWSAP program (Phase 11*))	Bond - MWRA int. free loan	\$ 629,800	\$ 629,800	\$ 629,800	\$ 629,800	\$ 629,800
MWRA Lead program	Bond - MWRA int. free loan/Grant	\$ 1,500,000	\$ 1,500,000	\$ 1,500,000	\$ 1,500,000	\$ 1,500,000
Stormwater Capital	Operating Budget	\$ 105,000	\$ 105,000	\$ 105,000	\$ 105,000	\$ 105,000
Boston street improvements	Bond/potential grants	\$ -	\$ 1,500,000	\$ -	\$ -	\$ -
Commercial Triangle Water Improvements	Bond/potential grants	\$ 1,200,000	\$ 1,200,000	\$ 3,000,000	\$ 3,000,000	\$ 3,000,000
Work Truck	Operating Budget	\$ 50,000				
INFRASTRUCTURE - SEWER						
Sewer Infiltration (MWRA's Inflow/Infiltration program phase 11-14**)	MWRA bond /grant	\$ 1,770,000	\$ 1,770,000	\$ 1,770,000	\$ 1,770,000	\$ 1,770,000
Subtotal: Water and Sewer Enterprise Fund		\$ 5,279,800	\$ 6,729,800	\$ 7,029,800	\$ 7,029,800	\$ 7,029,800
LESS ~ Non Grant Funds to offset costs						
Water/Sewer CIP: OFS						
Operating Fund appropriation - Fire Hydrant Replacement		\$ (25,000)	\$ (25,000)	\$ (25,000)	\$ (25,000)	\$ (25,000)
Operating Fund appropriation - Storm water		\$ (105,000)	\$ (105,000)	\$ (105,000)	\$ (105,000)	\$ (105,000)
Work Truck		\$ (50,000)				
LESS ~ Grants and other sources/funds to offset costs						
Other Potential Grants		\$ -	\$ -	\$ -	\$ -	\$ -
MWRA Grant		\$ (375,000)	\$ (375,000)	\$ (375,000)	\$ (375,000)	\$ (375,000)
Net ~ Enterprise Fund Expenses - to be bonded		\$ 4,724,800	\$ 6,224,800	\$ 6,524,800	\$ 6,524,800	\$ 6,524,800
		FY25	FY 26	FY 27	FY 28	FY 29

6.7 Everett Debt Service Projection

FY2026 Projects - Water/Sewer Enterprise Fund

	Yrs.	2.00%	Projected Bond Interest Rate							
Public Buildings, Facilities and Infrastructure				FY27	FY28	FY29	FY30	FY31		TOTAL
Water Main Replacement (MWRA's LWSAP program)	10	\$ 629,800	Principal		62,980	62,980	62,980	62,980		629,800
			Interest	6,298	11,966	10,707	9,447	8,187		69,278
Sewer Inflow and Infiltration (MWRA's I/I program)	10	\$ 1,770,000	Principal		177,000	177,000	177,000	177,000		1,770,000
			Interest	17,700	33,630	30,090	26,550	23,010		194,700
MWRA Lead Program	10	\$ 1,125,000	Principal		112,500	112,500	112,500	112,500		1,125,000
			Interest	11,250	21,375	19,125	16,875	14,625		123,750
Commercial Triangle Water Improvements	10	\$ 1,200,000	Principal		120,000	120,000	120,000	120,000		1,200,000
			Interest	12,000	22,800	20,400	18,000	15,600		132,000
Boston Street Improvements	10	\$ 1,500,000	Principal		150,000	150,000	150,000	150,000		1,500,000
			Interest	22,500	28,500	25,500	22,500	19,500		172,500
SUBTOTAL: Public Bldgs, Facilities, and Infrastructure		\$ 6,224,800	Principal	-	622,480	622,480	622,480	622,480		6,224,800
			Interest	69,748	118,271	105,822	93,372	80,922		692,228
GRAND TOTAL		\$ 6,224,800	Principal	-	622,480	622,480	622,480	622,480		6,224,800
			Interest	69,748	118,271	105,822	93,372	80,922		692,228

Long Term Debt Schedule as of June 30, 2024
City of Everett, Massachusetts

6.6 Actual Debt Service - Self Supporting Water & Sewer

Date of Issue	Purpose	Type of Payment	2025	2026	2027	2028	2029	2030
12/14/2006	MWPAT CW-02-31 (I)	Principal	-	-	-	-	-	-
		Interest	-	-	-	-	-	-
6/6/2012	MWPAT CW-08-14 (I) Revised	Principal	9,913	10,108	10,306	10,509	10,716	10,926
		Interest	1,373	1,173	969	761	549	332
5/22/2013	MWPAT CW-10-20 (I)	Principal	145,432	148,593	151,823	155,122	158,494	161,938
		Interest	28,573	25,664	22,692	19,656	16,553	13,384
12/20/2013	Water Meters 1 (O)	Principal	-	-	-	-	-	-
		Interest	-	-	-	-	-	-
2/6/2014	Residential Water Meters (OSS)	Principal	-	-	-	-	-	-
		Interest	-	-	-	-	-	-
2/6/2014	Water Main Replacement (OSS)	Principal	100,000	100,000	100,000	100,000	100,000	-
		Interest	15,875	12,875	9,875	6,750	3,500	-
2/6/2014	Water System Repairs (OSS)	Principal	-	-	-	-	-	-
		Interest	-	-	-	-	-	-
11/17/2014	MWRA Water (O)	Principal	100,000	-	-	-	-	-
		Interest	-	-	-	-	-	-
1/7/2015	MCWT CW-10-20-A	Principal	32,494	33,200	33,922	34,659	35,412	36,182
		Interest	7,978	7,329	6,665	5,986	5,293	4,585
2/18/2016	Enterprise Departmental Equipment (I)	Principal	30,000	30,000	-	-	-	-
		Interest	2,400	1,200	-	-	-	-
9/12/2016	MWRA Water (O)	Principal	100,000	100,000	100,000	-	-	-
		Interest	-	-	-	-	-	-
9/12/2016	MWRA Sewer (I)	Principal	35,525	35,525	35,525	-	-	-
		Interest	-	-	-	-	-	-
2/28/2017	Sewer illicit Connections Infrastructure (I)	Principal	4,000	4,000	4,000	3,000	3,000	3,000
		Interest	1,609	1,409	1,209	1,009	889	769
2/28/2017	Elton & Tremont Drainage Improvements (I)	Principal	10,000	10,000	10,000	10,000	10,000	10,000
		Interest	4,728	4,228	3,728	3,228	2,828	2,428
4/13/2017	MCWT CW-14-24 (I)	Principal	23,511	24,022	24,544	25,077	25,622	26,179
		Interest	6,977	6,507	6,026	5,535	5,034	4,521
11/13/2017	MWRA Water (O)	Principal	94,100	94,100	94,100	94,100	-	-
		Interest	-	-	-	-	-	-
5/3/2018	Elton & Tremont St Drainage (I)	Principal	65,000	65,000	65,000	65,000	65,000	65,000
		Interest	36,806	33,556	30,306	27,056	23,806	21,206
12/3/2018	MWRA Water (O)	Principal	100,000	100,000	100,000	100,000	100,000	-
		Interest	-	-	-	-	-	-
4/4/2019	Vactor Truck (O)	Principal	40,000	40,000	40,000	40,000	40,000	-
		Interest	9,600	7,600	5,600	3,600	1,600	-
12/2/2019	MWRA Water I (O)	Principal	122,130	122,130	122,130	122,130	122,130	122,130
		Interest	-	-	-	-	-	-
12/2/2019	MWRA Water II (O)	Principal	100,000	100,000	100,000	100,000	100,000	100,000
		Interest	-	-	-	-	-	-
6/1/2020	MWRA Water (O)	Principal	50,000	50,000	50,000	50,000	50,000	50,000
		Interest	-	-	-	-	-	-
6/15/2020	MCWT CW-18-14-A (I)	Principal	4,227	4,319	4,413	4,509	4,607	4,707
		Interest	536	451	365	276	186	94
2/8/2021	MWRA Water (O)	Principal	152,890	152,890	152,890	152,890	152,890	152,890
		Interest	-	-	-	-	-	-
2/8/2021	MWRA Sewer (I)	Principal	60,270	60,270	60,270	60,270	60,270	60,270
		Interest	-	-	-	-	-	-
5/10/2021	MWRA Water (O)	Principal	150,000	150,000	150,000	150,000	150,000	150,000
		Interest	-	-	-	-	-	-
6/20/2022	MWRA Sewer (O)	Principal	63,755	63,755	63,755	63,755	63,755	63,755
		Interest	-	-	-	-	-	-
6/20/2022	MWRA Water (O)	Principal	150,000	150,000	150,000	150,000	150,000	150,000
		Interest	-	-	-	-	-	-
6/12/2023	MWRA Water Bonds	Principal	80,000	80,000	80,000	80,000	80,000	80,000
		Interest	-	-	-	-	-	-
Self Supporting Debt Service								
	Outstanding Principal		1,823,247	1,727,912	1,702,678	1,571,021	1,481,896	1,246,978
	Outstanding Interest		116,455	101,991	87,434	73,857	60,238	47,319
	Total Outstanding Long-Term Debt Service		1,939,702	1,829,903	1,790,113	1,644,879	1,542,134	1,294,296

Long Term Debt Schedule as of June 30, 2024
City of Everett, Massachusetts

6.6 Actual Debt Service - Self S

Date of Issue	Purpose	Type of Payment	2031	2032	2033	2034	2035	2036	2037	2038	Total
12/14/2006	MWPAT CW-02-31 (I)	Principal	-	-	-	-	-	-	-	-	-
		Interest	-	-	-	-	-	-	-	-	-
6/6/2012	MWPAT CW-08-14 (I) Revised	Principal	11,142	-	-	-	-	-	-	-	73,621
		Interest	111	-	-	-	-	-	-	-	5,268
5/22/2013	MWPAT CW-10-20 (I)	Principal	165,458	169,054	172,728	-	-	-	-	-	1,428,642
		Interest	10,145	6,836	3,455	-	-	-	-	-	146,957
12/20/2013	Water Meters 1 (O)	Principal	-	-	-	-	-	-	-	-	-
		Interest	-	-	-	-	-	-	-	-	-
2/6/2014	Residential Water Meters (OSS)	Principal	-	-	-	-	-	-	-	-	-
		Interest	-	-	-	-	-	-	-	-	-
2/6/2014	Water Main Replacement (OSS)	Principal	-	-	-	-	-	-	-	-	500,000
		Interest	-	-	-	-	-	-	-	-	48,875
2/6/2014	Water System Repairs (OSS)	Principal	-	-	-	-	-	-	-	-	-
		Interest	-	-	-	-	-	-	-	-	-
11/17/2014	MWRA Water (O)	Principal	-	-	-	-	-	-	-	-	100,000
		Interest	-	-	-	-	-	-	-	-	-
1/7/2015	MCWT CW-10-20-A	Principal	36,969	37,772	38,593	39,432	40,289	-	-	-	398,924
		Interest	3,861	3,122	2,366	1,594	806	-	-	-	49,585
2/18/2016	Enterprise Departmental Equipment (I)	Principal	-	-	-	-	-	-	-	-	60,000
		Interest	-	-	-	-	-	-	-	-	3,600
9/12/2016	MWRA Water (O)	Principal	-	-	-	-	-	-	-	-	300,000
		Interest	-	-	-	-	-	-	-	-	-
9/12/2016	MWRA Sewer (I)	Principal	-	-	-	-	-	-	-	-	106,575
		Interest	-	-	-	-	-	-	-	-	-
2/28/2017	Sewer illicit Connections Infrastructure (I)	Principal	3,000	3,000	3,000	3,000	3,000	3,000	3,000	-	42,000
		Interest	679	589	499	405	308	206	105	-	9,683
2/28/2017	Elton & Tremont Drainage Improvements (I)	Principal	10,000	10,000	10,000	9,000	9,000	9,000	9,000	-	126,000
		Interest	2,128	1,828	1,528	1,215	923	619	315	-	29,719
4/13/2017	MCWT CW-14-24 (I)	Principal	26,748	27,329	27,923	28,530	29,150	29,784	30,431	-	348,850
		Interest	3,998	3,463	2,916	2,358	1,787	1,204	609	-	50,936
11/13/2017	MWRA Water (O)	Principal	-	-	-	-	-	-	-	-	376,400
		Interest	-	-	-	-	-	-	-	-	-
5/3/2018	Elton & Tremont St Drainage (I)	Principal	65,000	65,000	65,000	65,000	65,000	65,000	65,000	65,000	910,000
		Interest	18,606	16,006	13,406	10,806	8,694	6,581	4,388	2,194	253,419
12/3/2018	MWRA Water (O)	Principal	-	-	-	-	-	-	-	-	500,000
		Interest	-	-	-	-	-	-	-	-	-
4/4/2019	Vactor Truck (O)	Principal	-	-	-	-	-	-	-	-	200,000
		Interest	-	-	-	-	-	-	-	-	28,000
12/2/2019	MWRA Water I (O)	Principal	-	-	-	-	-	-	-	-	732,780
		Interest	-	-	-	-	-	-	-	-	-
12/2/2019	MWRA Water II (O)	Principal	-	-	-	-	-	-	-	-	600,000
		Interest	-	-	-	-	-	-	-	-	-
6/1/2020	MWRA Water (O)	Principal	-	-	-	-	-	-	-	-	300,000
		Interest	-	-	-	-	-	-	-	-	-
6/15/2020	MCWT CW-18-14-A (I)	Principal	-	-	-	-	-	-	-	-	26,783
		Interest	-	-	-	-	-	-	-	-	1,908
2/8/2021	MWRA Water (O)	Principal	152,890	-	-	-	-	-	-	-	1,070,230
		Interest	-	-	-	-	-	-	-	-	-
2/8/2021	MWRA Sewer (I)	Principal	60,270	-	-	-	-	-	-	-	421,890
		Interest	-	-	-	-	-	-	-	-	-
5/10/2021	MWRA Water (O)	Principal	150,000	-	-	-	-	-	-	-	1,050,000
		Interest	-	-	-	-	-	-	-	-	-
6/20/2022	MWRA Sewer (O)	Principal	63,755	63,755	-	-	-	-	-	-	510,040
		Interest	-	-	-	-	-	-	-	-	-
6/20/2022	MWRA Water (O)	Principal	150,000	150,000	-	-	-	-	-	-	1,200,000
		Interest	-	-	-	-	-	-	-	-	-
6/12/2023	MWRA Water Bonds	Principal	80,000	80,000	80,000	-	-	-	-	-	720,000
		Interest	-	-	-	-	-	-	-	-	-
Self Supporting Debt Service											
	Outstanding Principal		975,232	605,910	397,244	144,962	146,439	106,784	107,431	65,000	12,102,735
	Outstanding Interest		39,528	31,843	24,170	16,379	12,517	8,611	5,416	2,194	627,950
	Total Outstanding Long-Term Debt Service		1,014,760	637,753	421,414	161,341	158,956	115,395	112,847	67,194	12,730,685

City of Everett
Everett Budget Council Summary Report
FY26 ECTV Budget

169 - ECTV							
Account Number	Account Description	FY2024 Expended	FY2025 Budget	FY2025 Expended	FY2026 Requested	FY2026 Mayor Recommended	FY2026 Council Approved
PERSONNEL							
59-169-5170-5111	SALARIES	\$294,517.63	\$305,382.00	\$227,750.48	\$319,231.00	\$317,420.00	\$317,420.00
59-169-5170-5122	BENEFITS	\$0.00	\$70,000.00	\$0.00	\$70,000.00	\$70,000.00	\$70,000.00
59-169-5170-5130	OVERTIME	\$0.00	\$6,000.00	\$0.00	\$6,000.00	\$6,000.00	\$6,000.00
59-169-5170-5143	LONGEVITY	\$1,450.00	\$1,450.00	\$0.00	\$0.00	\$0.00	\$0.00
PERSONNEL Total:		\$295,967.63	\$382,832.00	\$227,750.48	\$395,231.00	\$393,420.00	\$393,420.00
EXPENSES							
59-169-5170-5302	PROFESSIONAL SERVICES	\$3,984.75	\$22,000.00	\$13,903.10	\$25,000.00	\$25,000.00	\$25,000.00
59-169-5170-5340	TELECOMMUNICATIONS	\$7,687.73	\$10,000.00	\$2,982.25	\$10,500.00	\$10,500.00	\$10,500.00
59-169-5170-5420	OFFICE SUPPLIES	\$149.82	\$4,000.00	\$432.40	\$4,000.00	\$4,000.00	\$4,000.00
59-169-5170-5510	PROFESSIONAL DEVELOPMENT	\$3,590.27	\$10,000.00	\$0.00	\$7,000.00	\$7,000.00	\$7,000.00
59-169-5170-5700	OTHER CHARGES & EXPENSES	\$526.66	\$6,000.00	\$142.57	\$6,000.00	\$6,000.00	\$6,000.00
59-169-5170-5721	OFFICIAL PUBLIC EVENTS	\$0.00	\$60,000.00	\$13,317.21	\$63,000.00	\$63,000.00	\$63,000.00
59-169-5170-5734	LICENSING FEES	\$0.00	\$1,000.00	\$0.00	\$1,000.00	\$1,000.00	\$1,000.00
59-169-5170-5853	OPERATING PRODUCTION	\$76,170.47	\$70,000.00	\$23,071.80	\$72,000.00	\$72,000.00	\$72,000.00
EXPENSES Total:		\$92,109.70	\$183,000.00	\$53,849.33	\$188,500.00	\$188,500.00	\$188,500.00
CAPITAL IMPROVEMENTS							
CAPITAL IMPROVEMENTS Total:		\$0.00	\$0.00	\$0.00	\$0.00	\$0.00	\$0.00
169 ECTV Total:		\$388,077.33	\$565,832.00	\$281,599.81	\$583,731.00	\$581,920.00	\$581,920.00
ECTV Total:		\$388,077.33	\$565,832.00	\$281,599.81	\$583,731.00	\$581,920.00	\$581,920.00
Grand Total:		\$388,077.33	\$565,832.00	\$281,599.81	\$583,731.00	\$581,920.00	\$581,920.00

169	ECTV									
	PERSONNEL SERVICES									
						FY26	FY26			FY26
					FY25	DEPT	MAYOR		FY26	MAYOR
			CLASS/		F T E	F T E	F T E	FY25	DEPT	& Council
DEPT	POSITION		STEP	HOURS	STAFF	REQ	REC	APPROPRIATION	REQUEST	REC
59-169-5170-5111	Communications Director ¹	Keith Sonia	UNCL	35	0	0	0	\$0	\$0	\$0
59-169-5170-5143	Communications Director	Keith Sonia	Longevity					\$0	\$0	\$0
59-169-5170-5111	Station Manager / Producer ²	Akinyele Staples	UNCL	35	1	1	1	\$90,178	\$94,687	\$92,883
59-169-5170-5111	ECTV Coordinator ³	Robert Barrett	UNCL	35	1	1	1	\$79,568	\$83,546	\$83,546
59-169-5170-5111	Administrative Assistant ³	Vacant	A-6U/8	35	1	1	1	\$70,766	\$72,889	\$72,889
59-169-5170-5143	Administrative Assistant		Longevity					\$1,450	\$0	\$0
59-169-5170-5111	Communications Specialist ³	Ron Colman	UNCL	35	1	1	1	\$63,654	\$66,837	\$66,837
					4	4	4			
169	ECTV TOTAL									
							Salary (5111)	\$305,382	\$319,231	\$317,420
							Benefits (5122)	\$70,000	\$70,000	\$70,000
							Overtime (5130)	\$6,000	\$6,000	\$6,000
							Longevity (5143)	\$1,450	\$0	\$0
							Personnel Total:	\$382,832	\$395,231	\$393,420
	Notes to Budget									
	¹ Entire salary moved to the Mayor's Office in FY25.									
	² 3% COLA increase									
	³ 5% salary adjustment									
	⁴ Local 25 Clerical union 3% increase in anticipation of a new contract.									

(169) ECTV - Notes to Budget

	FY25 Budget	FY26 Request	\$ + / -	% + / -	
<u>Personnel Services</u>					
Salaries	305,382	317,420	12,038	4%	Communications Director salary charged 100% to the Mayor's Office. 3% COLA on Manager's position; 5% salary adjustment for Robert Barret & Ron Coleman; 3% increase for Local 25 member in anticipation of a new contract.
Operating Benefits	70,000	70,000	0	0%	Employee benefits reimbursements to City
Overtime	6,000	6,000	0	0%	As needed.
Longevity	1,450	0	(1,450)	-100%	N/A with current staff
Total Personnel Services	\$382,832	\$393,420	\$10,588	3%	
<u>General Operating Expenses</u>					
Professional Services	22,000	25,000	3,000	14%	Contractual services as needed. Adequate software licenses, payment for programs needed to develop programming on ECTV.
Official Public Events	60,000	63,000	3,000	100%	Event production and enhancement: Audio & Lighting services, equipment rental, stage décor, entertainment, fireworks displays, live bands etc., for the purposes of enhancing the quality of the content that is recorded and later broadcast on ECTV public access channels.
Telecommunications	10,000	10,500	500	5%	Comcast.
Office Supplies	4,000	4,000	0	0%	For general office supplies, mostly from WB Mason.
Professional Development	10,000	7,000	(3,000)	-30%	Training on new equipment and classes as needed.
Other Charges & Expenses	6,000	6,000	0	0%	As necessary to vendors based on copyrighted material/miscellaneous.
Licensing & Membership Fees	1,000	1,000	0	0%	Local access channels
Operating Production	70,000	72,000	2,000	3%	Supplies/vendors needed for various City events that are to be televised. Supplies for ECTV studio. New equipment and various miscellaneous costs depending on events.
Total Expenditures	\$183,000	\$188,500	\$5,500	3%	
<u>Capital Improvements</u>					
Technology Upgrades	\$0	\$0	0	100%	
Total	\$565,832	\$581,920	\$16,088	3%	

8.10 CAPITAL IMPROVEMENT PLAN FY2025 - FY2029 & FY2026 CAPITAL BUDGET OVERVIEW


CARLO DEMARIA, MAYOR

ERIC DEMAS, CFO/CITY AUDITOR

MAY 12, 2025

OVERVIEW: CAPITAL IMPROVEMENT PLAN VS. CAPITAL IMPROVEMENT BUDGET

- Capital Improvement Plan (CIP) is the long term plan for capital improvements throughout the City (FY2025-FY2029).
- Capital Improvement Budget is the spending plan for the upcoming fiscal year (FY2026) for capital items.
- Combined, the CIP and Capital Budget are tools that help professionalize how capital projects are identified, prioritized, and funded for all City departments.



CAPITAL IMPROVEMENT PLAN – WHY?

- “Capital planning and budgeting is central to economic development, transportation, communication, delivery of essential services, environmental management and quality of life of our citizens. Much of what is accomplished by local government depends on a sound long-term investment in infrastructure and equipment.”
 - From ICMA’s *Capital Budgeting: A Guide For Local Governments*

CAPITAL IMPROVEMENT PLAN: FY2025 – FY2029

- The Capital Improvement Plan (CIP) is the long term plan for capital improvements throughout the City.
- CIP ensures that capital needs are being addressed responsibly based upon priority and thoughtful planning.
- CIP is a critical component of capital improvement budgeting (FY2026) and the overall budget strategy.
- CIP gives the administration the ability and knowledge to address deferred maintenance, infrastructure needs, and all other future capital needs of the City.

CAPITAL IMPROVEMENT PLAN: FY2025 – FY2029

- The CIP is a comprehensive document prepared by the administration that includes:
 - Mayor's Message
 - Program Overview
 - Executive Summary
 - Debt and Capital Improvement Policies
 - CIP comprehensive summary (five year)
 - Capital Plan - Debt Service Impact (one year)
 - Detailed summary of proposed FY2026 Capital Budget requests
- These documents are part of your CIP binder.

CAPITAL IMPROVEMENT BUDGET: FY2026

- The FY2026 Capital Improvement Budget is the upcoming year's spending plan for capital items.
- The Capital Improvement Budget dovetails into the City's FY2026 operational budget.
- Therefore, It is the hope of the administration that the capital budget is approved as part of the submission of the FY2026 operating budget.
- By approving the capital budget timely, the administration will be able to appropriately budget the capital expenses for all city departments.

CAPITAL IMPROVEMENT BUDGET:

“WHAT IS A CAPITAL ASSET?”

- All items in the CIP have to have the following to be included:
 - A value of \$25,000 or greater, and;
 - A useful life of five (5) or more years.
- Items that do not meet these two thresholds are considered operating costs and will be included as part of the operating budget.

FY2026 CAPITAL IMPROVEMENT BUDGET

EXECUTIVE SUMMARY – GENERAL FUND

- This Capital Budget has multiple funding sources, including grant funds, revolving fund appropriations, and bonding.
- The total proposed Capital Plan for the City of Everett for FY2026 is \$46,220,793.
 - \$ 41,315,721 ~ Bonding (Long term debt issuance)
 - \$ 2,464,072 ~ Capital Improvement Stabilization
 - \$ 2,355,000 ~ Grants and Other Financial Sources (OFS)
 - \$ 86,000 ~ FY26 Operating Budget
- Details on the General Fund CIP can be found in FY2026 Capital Improvement Program.

SUMMARY:

CAPITAL IMPROVEMENT PLAN AND ITS BENEFITS

- Sound financial management represents one of the most critical aspects of local government administration.
- Capital planning enhances a community's credit rating, controls its tax rate, and avoids sudden changes in debt service requirements.
- Capital planning process will keep public informed of current community objectives as well as future needs and projects.
- Sound policies and planning will identify the most economical means of financing capital needs of the city.

8.1 Capital Improvement Program: Mayor's Message

Goals of the Capital Improvement Program (CIP)

The City of Everett relies on a five (5) year capital improvement program and a one (1) year capital budget to ensure that capital needs are being addressed in a responsible manner based on priority and thoughtful planning. A capital improvement program is a critical component of the capital improvement budget and the overall budget strategy. By formalizing a capital plan and capital budget, the City of Everett now has the ability and knowledge to address deferred maintenance issues that have been postponed and ignored in prior years, as well as plan for the future needs of the City.

When considering funding items in the Capital Improvement Program, the City strategically pursues available options from grants at the state and federal levels, and also utilizes other financing sources to avoid the issuance of long-term debt for certain projects that can be covered in full by such retained earnings. From a financing perspective, priority is given to projects with grant revenues or other matching funds to offset the costs of borrowing.

Addressing capital needs when appropriate will assist the City in reaching many of its longer-term goals such as reducing fuel consumption, decreasing deferred maintenance costs, reducing heating and electricity expenses, and creating efficiencies by means of technological advances and automation. A sound capital improvement program will continue to ensure that our facilities, equipment and vehicles are safe, energy efficient and operable at all times to deliver top-notch services to the City's residents.

Goals of the Mayor – FY2026 Capital Improvement Program (CIP)

My main goals are to improve the overall planning and budget process for addressing capital needs and to ensure accountability as it relates to implementation of capital work projects. The FY2026 capital budget is focused on overhauling and renovating aging public buildings and facilities, playgrounds and recreational spaces, as well as continuing to improve the City's infrastructure.

In holding to the policies set forth in the CIP, we have given priority to projects that can use grant funds to help offset overall costs of projects, or in some cases, fund an entire project. Otherwise, projects are ranked based upon priority as well as the ability to reduce long term operational costs.

FY2026 Capital Improvement Program (CIP) – Highlights of Proposed CIP and FY2026 Capital Budget

For FY2026, my administration has created a capital plan that is fiscally responsible and transparent. The plan includes a particular focus on asset preservation, replacement of apparatus, and continued improvements to the City's infrastructure.

Proposed capital equipment purchases for FY2026 include, but are not limited to, the following:

- New vehicles and equipment for the Police Department
- Police Department building improvements and gym equipment replacement
- Replacement of Parking Enforcement vehicles
- Replacement of City Services vehicles
- New vehicles and equipment for the Fire Department
- Replacement of Inspectional Services vehicles
- Replacement of City voting machines
- Replacement of School Department vehicles
- Replacement of City and School Information Technology and Network Infrastructure systems
- Stage Improvements for the Whittier, Parlin and Lafayette Schools
- Everett High School Control Room and Auditorium Improvements

Proposed capital projects include, but are not limited to the following:

- Armory Renovations
- Chelsea Street Park Construction
- Chelsea Street Dog Park Design
- Lafayette Park and Tot Lot Design and Construction
- City Hall Feasibility Study and Improvements
- Bouvier Building Improvements
- Commercial Triangle Improvements and Drainage

- Bus Lane Improvements
- Waterfront Improvements
- Floating Dock
- Gateway Park Boardwalk
- Glenwood Cemetery Improvements

Further, with regards to the City's infrastructure, the City is estimating \$700,000 from the State's Chapter 90 program for eligible road and sidewalk repairs in addition to the approved bonding. Further details for all capital improvement items in the FY2026 Capital Improvement Budget will be included in your binders.

8.2 Capital Improvement Program Overview

A capital improvement program (CIP) is a blueprint for planning a community's capital expenditures. A CIP is typically a multi-year plan identifying capital projects and equipment to be funded during the planning period. A CIP is composed of two parts, a *capital program* and a *capital budget*. The capital program is a plan for capital expenditures that extends out past the capital budget. The capital budget is the upcoming year's spending plan for capital items.

Developing a CIP that will ensure sound financial and capital planning requires effective leadership and the involvement and cooperation of all municipal departments. A properly developed CIP will help the city in many ways such as enhancing a community's credit rating, stabilizing debt service payments, and identifying the most economical means of financing capital projects. It will also help increase opportunities to obtain federal and state aid and help avoid duplication by overlapping governmental units.

The city has several ways to finance its CIP, including state and federal grants, appropriations from available funds, capital leases, and long-term borrowing. Depending on the cost and the useful life, the City Auditor will make recommendations to the Mayor for funding the city's capital needs.

Capital leases are often three years or less and are built into the operating budget. Capital leases are often used for items such as school buses, office equipment, and other items that may not last five years in useful life. The city's policy is to fund capital items under \$35,000 through appropriations; however, the city may fund capital items over \$35,000 through appropriation if it is deemed prudent. Funding capital improvements through appropriation is beneficial because there is no borrowing or interest costs; you simply pay for the item in the year that it is purchased.

Most of the city's capital items over \$25,000 require long-term borrowing as authorized by a 2/3rd vote of the City Council upon recommendation of the Mayor. Long-term bonding helps spread the costs of expensive capital improvements over their full useful life (per MGL Chapter 44/7 and Chapter 44/8).

The CIP dovetails into the city's five-year financial forecast for planning purposes. The CIP has to be worked into the operational part of the budget so that both the operational and capital needs of the municipal departments are met on a year-to-year basis. Oftentimes, the CIP suffers as fixed costs such as health insurance and retirement assessments increase, which places further pressure on the operational budget. However, it is incumbent upon the administration to ensure that both the operating budget and CIP are reasonable and attainable to ensure fiscal stability within the limitations of Proposition 2 ½.

FY2026 CIP – General Fund: Executive Summary

- The total proposed Capital Plan for the City of Everett for FY26 is \$ 46,220,793
- The total amount proposed for borrowing is \$ 41,315,721
- This Capital Plan has multiple funding sources, including grants and other available funds, free cash, one-time appropriations, and bonding.
- The list proposed is a scaled down list from departmental requests, with priority given to those projects that are supplemented by grant dollars or any other revenue sources that will keep net general fund expenditures to a minimum.

FY26 CIP – Funding Sources

FY26 CIP – funded from operating budget:

• I.T. - Replacement of City Technology Systems	\$ 35,000
• Police Equipment Portable Radios	\$ 51,000
TOTAL ~ OPERATING BUDGET:	\$ 86,000

FY26 CIP – funded from grants and other available funds:

• City Services – Full-depth re-pavement program (Ch. 90)	\$ 700,000
• Commercial Triangle Drainage	\$ 1,155,000
• Armory Improvements	\$ 500,000
TOTAL ~ GRANTS and OTHER FINANCIAL SOURCES:	\$ 2,355,000

FY26 CIP – funded from Capital Improvement Stabilization fund:

• Police – Non-Administrative Vehicles (Patrol Division)	\$ 155,000
• Police – Non-Administrative Vehicles (Parking Division)	\$ 70,000
• Police – Administrative Vehicles	\$ 90,000
• Police – Portable Radios	\$ 75,000
• Police – Vehicle Computers	\$ 100,000
• Police – Fully Upfitted Vehicles	\$ 312,000
• Police – M4 Patrol Rifles & Less-Lethal Shotguns	\$ 45,000
• Police – Building Improvements (Accreditation)	\$ 57,000
• Police – Animal Control Vehicle	\$ 80,000
• Police – Gym Equipment	\$ 50,000
• Police – Body Armor	\$ 26,300
• Police – Taser Upgrades	\$ 82,800
• E911 – Antenna Replacement for Radio Sites	\$ 30,000
• E911- Replacement of Bapern Repeater	\$ 60,000
• Facilities Maintenance – Transit Van	\$ 52,000
• Inspectional Services – Ford F150	\$ 43,000
• Inspectional Services – Vehicles	\$ 70,000
• Fire Department – Administration Vehicles (3)	\$ 186,000
• Fire Department – Reporting Software	\$ 74,900
• Fire Department – Computer Automated Dispatch	\$ 133,072
• Fire Department – Turnout Gear	\$ 65,000
• Human Resources – Recruiting and Hiring Software	\$ 50,000
• ECTV – Website Updates	\$ 27,000
• City Hall – Feasibility Study	\$ 100,000
• Municipal Building Improvement Study	\$ 200,000
• Stadium Relocation Project	\$ 50,000
• Planning – Truck for City Arborist	\$ 60,000
• Elections – Voting Machines	\$ 90,000

- Keverian – Scoreboard Sign \$ 30,000

TOTAL ~ CAPITAL IMPROVEMENT STABILIZATION FUND: \$ 2,464,072

FY26 CIP – funded from anticipated Bond Authorization:

Vehicles and Equipment:

- City Services – F450 Dump Truck with Plow/Sander \$ 78,000
- City Services – Two (2) F350 Pickup Trucks \$ 45,000
- City Services – Front End Loader \$ 284,000
- City Services – Ford F350 w/ Plows & Sanders \$ 195,000
- City Services – Ford F550 Dump Truck \$ 95,000
- City Services – Ford Versalift Bucket Truck \$ 149,721
- Inspectional Services – Citywide Signs \$ 100,000
- EHS Control Room Improvements \$ 200,000
- EHS Media Truck \$ 250,000
- Whittier Stage Improvements \$ 125,000
- Lafayette Stage Improvements \$ 200,000
- Parlin Stage Improvements \$ 450,000
- EHS Auditorium Projector, Lights & Sound \$ 400,000
- EPS Network Infrastructure Modernization \$ 4,000,000
- EPS Information Technology Infrastructure \$ 200,000
- EPS Update Floor Plans \$ 80,000

SUB-TOTAL ~ VEHICLES AND EQUIPMENT: \$ 6,851,721

Parks and Open Space:

• Citywide – Design and Refurbish Tot Lots	\$ 700,000
• Everett Waterfront Improvements	\$ 1,334,000
• Glenwood Cemetery Improvements	\$ 500,000
• Bouvier Building	\$ 1,000,000
• Planning – Floating Dock	\$ 1,000,000
• Chelseas Street Park Construction	\$ 945,000
• Planning – Gateway Park Boardwalk	\$ 1,500,000
• Lafayette Tot Lot	\$ 1,100,000
• Lafayette Park Design & Construction	\$ 150,000
• Chelsea Street Dog Park Design	\$ 600,000
• Engineering – Stadium Retaining Wall	<u>\$ 3,000,000</u>

SUB-TOTAL ~ PARKS AND OPEN SPACE:	\$ 11,829,000
--	----------------------

FY26 CIP – funded from anticipated Bond Authorization (continued):

Public Buildings and Facilities:

• City Hall Improvements	\$ 200,000
• Armory Renovations	\$ 1,500,000
• New Stadium Design and Construction	\$ 50,000
• Police Station Design and Construction	\$ 125,000
• Planning – Energy Efficiency Upgrades for Buildings	\$ 500,000
• Planning – Boat House	\$ 1,500,000
• Replacement of Police Department Roof	\$ 300,000
• EHS Lighting and Control System	\$ 225,000
• EHS Stage Replacement and Orchestra Pit	\$ 750,000

• EHS Main Stairs	\$ 200,000
• EPS Districtwide Shades	\$ 500,000
• EPS Districtwide Doors	\$ 500,000
• Parlin School Carpeting	\$ 400,000
• EPS Admin Building Parking Lot	\$ 150,000
• Keverian School – AACU 1	\$ 335,000
• Keverian Fence	\$ 150,000
• Keverian Library Improvements	\$ 500,000
• English School 1 st Floor Repairs	\$ 250,000
• Existing Stadium Building	\$ 250,000
• Whittier School Gym Storage & Office Space	\$ 80,000
• Recreation Center	\$ 250,000
• EHS Crimson Café/Gym/Library Improvements	\$ 300 000
• English School Chiller	\$ 550,000
• Parlin Schol Wall ACs	<u>\$ 250,000</u>

SUB-TOTAL ~ PUBLIC BUILDINGS AND FACILITIES:	\$ 9,815,000
---	---------------------

Roadway Infrastructure/Surface Enhancements:

• Street and Sidewalk Repairs	\$ 3,000,000
• Complete Streets	\$ 1,000,000
• Bus Lane Improvements	\$ 2,000,000
• Ferry & Elm Improvements	\$ 500,000
• Elton & Tremont Phase 2	\$ 100,000
• Commercial Triangle Improvements	\$ 250,000
• Coburn Terrace Improvements	\$ 500,000
• Hancock Design & Construction	\$ 2,000,000
• Stormwater – Kelvin Street Outfall	\$ 1,000,000

- Citywide Drainage \$ 125,000
- Commercial Triangle Drainage \$ 2,345,000

SUB-TOTAL ~ Roadway Infrastructure: \$ 12,820,000

BOND AUTHORIZATION ~ GRAND TOTAL: \$41,315,721

8.4 Capital Improvement Policies

Budget Policies

- The City will make all capital purchases and improvements in accordance with the adopted capital improvement program.
- The City will develop a multi-year plan for capital improvements and update it annually.
- The City will enact an annual capital budget based on the multi-year capital improvement plan. Future capital expenditures necessitated by changes in population, changes in real estate development or changes in economic base will be calculated and included in capital budget projections.
- The City will coordinate development of the capital improvement budget with the development of the operating budget. Future operating costs associated with new capital improvement will be projected and included in operating budget forecasts.
- The City will use intergovernmental assistance to finance only those capital improvements that are consistent with the capital improvement plan and priorities, and whose operating and maintenance costs have been included in operating budget forecasts.
- The City will maintain all its assets at a level adequate to protect the City's capital investment and to minimize future maintenance and replacement costs.
- The City, as part of its capital planning process, will project its equipment replacement and maintenance needs for the next several years and will update this projection each year. From this projection, a maintenance and replacement schedule will be developed and followed.
- The City will identify the estimated costs and potential funding sources for each capital project proposal before it is submitted to the City Council for approval.
- The City will determine the least costly financing method for all new projects.

Debt Policies

- The City will confine long-term borrowing to capital improvements or projects/equipment that cannot be finance from current revenues.
- When the City finances capital projects by issuing bonds, it will pay back the bonds within a period not to exceed the expected useful life of the project.
- Total net debt service from general obligation debt will not exceed five (5) percent of total annual operating budget as listed on part 1a of the annual tax rate recapitulation as submitted to the Department of Revenue.
- Debt will only be issued for capital that is valued greater than \$25,000, and has a depreciable life of five (5) or more years.
- Total general obligation debt will not exceed that provided in the state statutes.
- Whenever possible, the City will use special revenue funds, special assessments, or other self-supporting bonds, instead of general obligation bonds.
- The City will not use long-term debt for current operations unless otherwise allowed via special legislation.
- The City will retire bond anticipation debt within six months after completion of the project.
- The City will maintain good communications with bond rating agencies about its financial condition.
- The City will follow a policy of full disclosure on every financial report and bond prospectus.

Source: “Handbook 4, Financial Performance Goals”, Evaluating Local Government Financial Condition, International City Management Association

8.5 City of Everett
Five Year Capital Improvement Plan - General Fund
Fiscal Years 2025 - 2029

CAPITAL REQUEST	FUNDING SOURCE	FY25	FY 2026	FY 2027	FY 2028	FY 2029
Vehicle/Equipment Acquisition						
I.T. - Replacement of City Technology Systems	Operating Budget	35,000	35,000	35,000	35,000	35,000
Police - Non-Administrative Vehicles (Patrol Division)	Capital Stabilization	140,000	155,000	155,000	155,000	155,000
Police - Administrative Vehicles	Capital Stabilization	120,000	90,000	90,000	90,000	90,000
Police - Equipment ~ Portable Radios	Operating Budget	35,000	51,000	35,000	35,000	35,000
Police - Radio System	Capital Stabilization	-	75,000	-	-	-
Police - Vehicle Computers	Capital Stabilization	-	100,000	-	-	-
Police Body Armor	Capital Stabilization	26,300	26,300	26,300	26,300	26,300
Police Taser upgrades	Capital Stabilization	82,800	82,800	82,800	82,800	82,800
Police Parking Enforcement Vehicles	Capital Stabilization	44,000	70,000	70,000	70,000	70,000
Police - Fully Upfitted Vehicles	Capital Stabilization	-	312,000	-	-	-
Police - M4 Patrol Rifles & Less Lethal Shotguns	Capital Stabilization	-	45,000	-	-	-
Police building improvements (Accreditation)	Capital Stabilization	-	57,000	-	-	-
Police - Animal Control Van	Capital Stabilization	-	80,000	-	-	-
Police - Gym Equipment	Capital Stabilization	-	50,000	-	-	-
E911 Dispatch - Antenna Replacement for Radio Sites	Capital Stabilization	-	30,000	-	-	-
E911 Dispatch - Replacement of Bapem Repeater	Capital Stabilization	-	60,000	-	-	-
Fire Department - Turnout gear	Capital Stabilization	60,000	65,000	65,000	65,000	65,000
Fire Department - Pumper ~ Engine 3 replacement	Bonding	965,000	-	-	-	-
Inspectional Services Vehicles	Capital Stabilization	70,000	70,000	35,000	35,000	35,000
School Truck	Bonding	60,000	-	-	-	-
City Services - F450 Dump truck with plow/sander	Bonding	78,000	78,000	78,000	78,000	78,000
City Services - Two (2) F350 Pickup Trucks	Bonding	45,000	45,000	45,000	45,000	45,000
ISD - Citywide signs	Bonding	100,000	100,000	100,000	100,000	100,000
City Services - Front End Loader	Bonding	-	284,000	-	-	-
City Services - Ford F350 w Plows & Salters (3)	Bonding	-	195,000	-	-	-
City Services - Ford 550 one and one-half ton dump truck	Bonding	-	95,000	-	-	-
City Services - Ford 600 Versalift bucket truck	Bonding	-	149,721	-	-	-
Facilities Maintenance - Transit Van	Capital Stabilization	-	52,000	-	-	-
Inspectional Services - Ford F150	Capital Stabilization	-	43,000	-	-	-
Fire Department - Administration Vehicles (3)	Capital Stabilization	-	186,000	-	-	-
Fire Department - Reporting Software	Capital Stabilization	-	74,900	-	-	-
Fire Department - Computer Automated Dispatch	Capital Stabilization	-	133,072	-	-	-
Human Resources - AI Automated Recruiting and Hiring Software	Capital Stabilization	-	50,000	-	-	-
ECTV - Website Updates	ECTV Capital	-	27,000	-	-	-
Planning - Truck For City Arborist	Capital Stabilization	-	60,000	-	-	-
Elections - Voting Machines	Capital Stabilization	-	90,000	-	-	-
Milling Machine	Bonding	300,000	-	-	-	-
Ambulance	Bonding	350,000	-	-	-	-
Public Safety Radio Improvements	Bonding	265,000	-	-	-	-
School Servers System Wide	Capital Stabilization	100,000	-	-	-	-
EHS Control Room Improvements	Bonding	100,000	200,000	-	-	-
EHS Media Truck	Bonding	250,000	250,000	-	-	-
Whittier Stage Improvements	Bonding	85,000	125,000	-	-	-
Lafayette Stage Improvements	Bonding	165,000	200,000	-	-	-
Parlin Stage Improvements	Bonding	350,000	450,000	-	-	-
EHS Auditorium Projector, Lights & Sound	Bonding	-	400,000	-	-	-
EHS Digital Sign	Capital Stabilization	50,000	-	-	-	-
Keverian Scoreboard Sign	Capital Stabilization	-	30,000	-	-	-
Everett Public Schools Network Infrastructure Modernization	Bonding	-	4,000,000	-	1,000,000	1,000,000
Everett Public Schools IT Infrastructure	Bonding	-	200,000	200,000	200,000	200,000
Everett Public Schools Update Floor Plans	Bonding	-	80,000	-	-	-
Council on Aging Van	Capital Stabilization	50,000	-	-	-	-
Engineering vehicles (2)	Capital Stabilization	65,000	-	-	-	-
Subtotal: Equipment Acquisition		\$ 3,991,100	\$ 9,051,793	\$ 1,017,100	\$ 2,017,100	\$ 2,017,100

8.5 City of Everett
Five Year Capital Improvement Plan - General Fund
Fiscal Years 2025 - 2029

CAPITAL REQUEST		FUNDING SOURCE	FY25	FY 2026	FY 2027	FY 2028	FY 2029
Land/Space Improvements & Other							
	Design and Refurbish City Parks and Tot Lots - Citywide	Bonding	700,000	700,000	700,000	700,000	700,000
	Everett Waterfront Improvements	Bonding	1,334,000	1,334,000	1,334,000	1,334,000	1,334,000
	Glenwood Cemetery Improvements	Bonding	1,000,000	500,000	500,000	500,000	500,000
	Stadium Turf	Bonding	1,400,000	-	-	-	-
	Revere Beach Parkway Parkland restoration	Bonding	2,000,000	-	-	-	-
	Everett Square improvements	Bonding / Grants	5,000,000	-	-	-	-
	Bouvier Building	Bonding		1,000,000			
	Planning - Floating Dock	Bonding	-	1,000,000			
	Chelsea Street Park Construction	Bonding		945,000			
	Planning - Gateway Park Boardwalk	Bonding		1,500,000			
	Lafayette tot lot	Bonding		1,100,000			
	Lafayette Park Design & Construction	Bonding		150,000	1,000,000		
	Chelsea street dog park design	Bonding		600,000			
	Engineering - Stadium Retaining Wall	Bonding	-	3,000,000	-	-	-
	Northern Strand - Bike Path/Malden Trail	Bonding	2,000,000	-	-	-	-
	Boat House	Bonding/Potential Grant	3,400,000	-	-	-	-
	Boardwalk	Bonding/Grant	4,010,000	-	-	-	-
	School Administration Parking Lot Improvements	Bonding	150,000	-	-	-	-
	Subtotal: Parks and Open Space		\$ 20,994,000	\$ 11,829,000	\$ 3,534,000	\$ 2,534,000	\$ 2,534,000
Public Buildings and Facilities							
	City Hall - Improvements	Bonding	200,000	200,000	200,000	200,000	200,000
	Armory Renovations	Bonding/Grant	7,500,000	2,000,000	-	-	-
	New Stadium design & Construction	Bonding	50,000	50,000	5,000,000	5,000,000	5,000,000
	Police Station design & Construction	Bonding	125,000	125,000	-	50,000,000	-
	Planning - Energy efficiency upgrades for buildings	Bonding	-	500,000	-	-	-
	Planning - Boat House	Bonding	-	1,500,000	-	-	-
	Facilities Maintenance - Replacement of Police Department Roof	Bonding	200,000	300,000	-	-	-
	Adams School (Down spouts, bricks, other)	Bonding	500,000	-	-	-	-
	Parlin School ADA Compliance	Bonding	3,500,000	-	3,500,000	-	-
	Replace Whittier School Ceiling	Bonding	500,000	-	-	-	-
	English School Parking lot	Bonding	500,000	-	-	-	-
	HS Roof underpass	Bonding	100,000	-	-	-	-
	HS Lighting and control system	Bonding	-	225,000	-	-	-
	HS Stage Replacement & Orchestra Pit	Bonding	-	750,000	-	-	-
	HS Main Stairs	Bonding	-	200,000	-	-	-
	HS Bleachers	Bonding	-	-	250,000	-	-
	EPS - Districtwide Shades	Bonding	-	500,000	-	-	-
	EPS - Districtwide Doors	Bonding	-	500,000	-	-	-
	Adams School Improvements	Bonding	500,000	-	-	-	-
	Parlin School Air Conditioners	Bonding	250,000	-	250,000	-	-
	Parlin Carpeting	Bonding	-	400,000	-	-	-
	School Admin building Parking lot	Bonding	-	150,000	150,000	-	-
	Lafayette School Roof	Bonding	1,000,000	-	1,000,000	-	-
	Lafayette School ACCU-2	Bonding	285,000	-	284,183	-	-
	Keverian School - ACCU-1	Bonding	-	335,000	-	-	-
	Keverian School - ACCU-2	Bonding	-	-	275,323	-	-
	Keverian Roof Improvements	Bonding	-	-	750,000	-	-
	Keverian Fence	Bonding	-	150,000	-	-	-
	Keverian Rugs	Bonding	-	-	200,000	-	-
	English School roof	Bonding	-	-	1,000,000	-	-
	English School 1st Floor Repairs	Bonding	-	250,000	-	-	-
	Existing Stadium Building	Bonding	250,000	250,000	250,000	250,000	250,000
	Keverian Library Improvements	Bonding	50,000	500,000	-	-	-
	Whittier School Gym Storage and Office Space	Bonding	-	80,000	-	-	-

8.5 City of Everett
Five Year Capital Improvement Plan - General Fund
Fiscal Years 2025 - 2029

CAPITAL REQUEST		FUNDING SOURCE	FY25	FY 2026	FY 2027	FY 2028	FY 2029
	Whittier School Bathroom Renovations	Bonding	-	-	400,000	-	-
	Whittier Café	Bonding	-	-	250,000	-	-
	Recreation Center	Bonding	250,000	250,000	250,000	250,000	250,000
	Insulation and Weatherization Improvements	Bonding/Grants	807,641	-	-	-	-
	EHS Crimson Café/Gym/Library Improvements	Bonding	200,000	300,000	-	-	-
	English School Chiller	Bonding	-	550,000	549,501	-	-
	Parlin School Wall AC's	Bonding	-	250,000	-	-	-
	English School ACCU-2	Bonding	-	-	281,572	-	-
	MSBA High School Feasibility Study	Bonding	2,000,000	-	-	-	-
	Old Everett High School Improvements	Bonding	5,000,000	-	80,000,000	-	-
	Old High School Roof	ARPA	10,000,000	-	-	-	-
	Old High School Feasibility Study	Bonding	500,000	-	-	-	-
	City Hall - Feasibility Study	CIP Stabilization	-	100,000	-	-	-
	Municipal Building Improvement Study	CIP Stabilization	-	200,000	-	-	-
	Stadium Relocation Project	Bonding /CIP Stabilization	-	50,000	-	20,000,000	-
	Old High School Parking Structure	Bonding /CIP Stabilization	-	-	50,000	-	10,000,000
	Subtotal: Public Buildings and Facilities		\$ 34,267,641	\$ 10,665,000	\$ 94,890,579	\$ 75,700,000	\$ 15,700,000
Surface Enhancements							
	Street and Sidewalk Repairs	Bonding	3,000,000	3,000,000	3,000,000	3,000,000	3,000,000
	Full Depth Replacement Program - Chapter 90	Grant	696,593	700,000	700,000	700,000	700,000
	Complete Streets	Bonding	1,000,000	1,000,000	1,000,000	1,000,000	1,000,000
	Bus Lane Improvements	Bonding	2,000,000	2,000,000	2,000,000	2,000,000	2,000,000
	Ferry & Elm Improvements	Bonding	1,000,000	500,000	-	-	-
	Elton & Tremont Phase 2	Bonding	100,000	100,000	-	-	-
	Commercial Triangle improvements	Bonding	3,300,000	250,000	1,000,000	1,000,000	1,000,000
	Coburn Terrace Improvements	Bonding	-	500,000	-	-	-
	Hancock Design & Construction	Bonding	-	2,000,000	2,000,000	2,000,000	2,000,000
	Stormwater - Kelvin Street Outfall	Bonding	125,000	1,000,000	1,000,000	1,000,000	1,000,000
	Citywide Drainage	Bonding	125,000	125,000	125,000	125,000	125,000
	Commercial Triangle Drainage	Bonding/Grant	2,150,000	3,500,000	3,500,000	3,500,000	3,500,000
	Subtotal: Surface Enhancements		\$ 13,496,593	\$ 14,675,000	\$ 14,325,000	\$ 14,325,000	\$ 14,325,000
	Total - General Fund		\$ 72,749,334	\$ 46,220,793	\$ 113,766,679	\$ 94,576,100	\$ 34,576,100
<u>LESS ~ Non Grant Funds to offset costs</u>							
CIP: from Capital Improvement Stabilization Fund:							
	Police - Non-Administrative Vehicles (Patrol Division)		(140,000)	(155,000)	(155,000)	(155,000)	(155,000)
	Police - Non-Administrative Vehicles (Parking Division)		(44,000)	(70,000)	(70,000)	(70,000)	(70,000)
	Police - Administrative Vehicles		(120,000)	(90,000)	(90,000)	(90,000)	(90,000)
	Police - Portable Radios		-	(75,000)	-	-	-
	Police - Vehicle Computers		-	(100,000)	-	-	-
	Police - Fully Upfitted Vehicles		-	(312,000)	-	-	-
	Police - M4 Patrol Rifles & Less Lethal Shotguns		-	(45,000)	-	-	-
	Police building improvements (Accreditation)		-	(57,000)	-	-	-
	Police - Animal Control Vehicle		-	(80,000)	-	-	-
	Police - Gym Equipment		-	(50,000)	-	-	-
	E911 Antenna Replacement for Radio Sites		-	(30,000)	-	-	-
	E911 Replacement of Bapern Repeater		-	(60,000)	-	-	-
	Facilities Maintenance - Transit Van		-	(52,000)	-	-	-
	Inspectional Services - Ford F150		-	(43,000)	-	-	-
	Fire Department - Administration Vehicles (3)		-	(186,000)	-	-	-

8.5 City of Everett
Five Year Capital Improvement Plan - General Fund
Fiscal Years 2025 - 2029

CAPITAL REQUEST	FUNDING SOURCE	FY25	FY 2026	FY 2027	FY 2028	FY 2029
Fire Department - Reporting Software		-	(74,900)	-	-	-
Fire Department - Computer Automated Dispatch		-	(133,072)	-	-	-
Human Resources - AI Automated Recruiting and Hiring Software		-	(50,000)	-	-	-
Inspectional Services Vehicles		(70,000)	(70,000)	(35,000)	(35,000)	(35,000)
ECTV - Website Updates		-	(27,000)	-	-	-
Fire Department - Turnout gear		(60,000)	(65,000)	(65,000)	(65,000)	(65,000)
Police Body Armor		(26,300)	(26,300)	(26,300)	(26,300)	(26,300)
Police Taser upgrades		(82,800)	(82,800)	(82,800)	(82,800)	(82,800)
School Servers System Wide		(100,000)	-	-	-	-
EHS Digital Sign		(50,000)	-	-	-	-
Council on Aging Van		(50,000)	-	-	-	-
Engineering vehicles (2)		(65,000)	-	-	-	-
City Hall - Feasibility Study		-	(100,000)	-	-	-
Municipal Building Improvement Study		-	(200,000)	-	-	-
Stadium Relocation Project		-	(50,000)	-	-	-
Old High School Parking Structure		-	-	(50,000)	-	-
Planning - Truck For City Arborist		-	(60,000)	-	-	-
Elections - Voting Machines		-	(90,000)	-	-	-
Keverian Scoreboard Sign		-	(30,000)	-	-	-
		-	-	-	-	-
		-	-	-	-	-
		-	-	-	-	-
		-	-	-	-	-
LESS ~ Grants and other sources/funds to offset costs		-	-	-	-	-
		-	-	-	-	-
CIP: Grants and other sources/funds to offset costs		-	-	-	-	-
GRANTS AND OTHER AVAILABLE FUNDS		-	-	-	-	-
Engineering - Chapter 90		(696,593)	(700,000)	(700,000)	(700,000)	(700,000)
Old High School Roof	ARPA	(10,000,000)	-	-	-	-
Commercial Triangle Drainage	Mass Works	(709,500)	(1,155,000)	(1,155,000)	(1,155,000)	(1,155,000)
Armory Improvements	Energy Grants	(1,875,000)	(500,000)	-	-	-
MSBA - New Highschool	MSBA	(1,540,000)	-	-	-	-
Boardwalk	MGC Grant	(1,335,000)	-	-	-	-
Insulation and Weatherization Improvements	National Grid Incentives	(433,717)	-	-	-	-
Boat House	Valley Charter Grant	(500,000)	-	-	-	-
Everett Square Improvements	Various	(3,000,000)	-	-	-	-
APPROPRIATIONS - OPERATING BUDGET						
I.T. - Replacement of City Technology Systems		(35,000)	(35,000)	(35,000)	(35,000)	(35,000)
Police - Radio System		(35,000)	(51,000)	(35,000)	(35,000)	(35,000)
Net ~ General Fund Expenses - to be bonded		\$ 51,781,424	\$ 41,315,721	\$ 111,267,579	\$ 92,127,000	\$ 32,127,000
		FY25	FY 2026	FY 2027	FY 2028	FY 2029

8.6 City of Everett
Capital Plan - Enterprise Fund (Water/Sewer)
Fiscal Year 2025 - 2029

CAPITAL REQUEST	FUNDING SOURCE	FY25	FY 26	FY 27	FY 28	FY 29
Enterprise Fund (Water/Sewer Projects)						
Hydrant Replacement Program	Operating Budget	\$ 25,000	\$ 25,000	\$ 25,000	\$ 25,000	\$ 25,000
Water Main Replacement (MWRA's LWSAP program (Phase 11*))	Bond - MWRA int. free loan	\$ 629,800	\$ 629,800	\$ 629,800	\$ 629,800	\$ 629,800
MWRA Lead program	Bond - MWRA int. free loan/Grant	\$ 1,500,000	\$ 1,500,000	\$ 1,500,000	\$ 1,500,000	\$ 1,500,000
Stormwater Capital	Operating Budget	\$ 105,000	\$ 105,000	\$ 105,000	\$ 105,000	\$ 105,000
Boston street improvements	Bond/potential grants	\$ -	\$ 1,500,000	\$ -	\$ -	\$ -
Commercial Triangle Water Improvements	Bond/potential grants	\$ 1,200,000	\$ 1,200,000	\$ 3,000,000	\$ 3,000,000	\$ 3,000,000
Work Truck	Operating Budget	\$ 50,000				
INFRASTRUCTURE - SEWER						
Sewer Infiltration (MWRA's Inflow/Infiltration program phase 11-14**)	MWRA bond /grant	\$ 1,770,000	\$ 1,770,000	\$ 1,770,000	\$ 1,770,000	\$ 1,770,000
Subtotal: Water and Sewer Enterprise Fund		\$ 5,279,800	\$ 6,729,800	\$ 7,029,800	\$ 7,029,800	\$ 7,029,800
LESS ~ Non Grant Funds to offset costs						
Water/Sewer CIP: OFS						
Operating Fund appropriation - Fire Hydrant Replacement		\$ (25,000)	\$ (25,000)	\$ (25,000)	\$ (25,000)	\$ (25,000)
Operating Fund appropriation - Storm water		\$ (105,000)	\$ (105,000)	\$ (105,000)	\$ (105,000)	\$ (105,000)
Work Truck		\$ (50,000)				
LESS ~ Grants and other sources/funds to offset costs						
Other Potential Grants		\$ -	\$ -	\$ -	\$ -	\$ -
MWRA Grant		\$ (375,000)	\$ (375,000)	\$ (375,000)	\$ (375,000)	\$ (375,000)
Net ~ Enterprise Fund Expenses - to be bonded		\$ 4,724,800	\$ 6,224,800	\$ 6,524,800	\$ 6,524,800	\$ 6,524,800
		FY25	FY 26	FY 27	FY 28	FY 29



8.7 CIP Criteria

City of Everett, Massachusetts

Chief Financial Officer

484 Broadway
Everett, MA 02149
Tel: (617) 394-2210
Fax: (617) 394-2453

Carlo DeMaria, Mayor
Eric Demas, Chief Financial Officer

Memo

To: All Department Heads
From: Eric Demas
Re: FY2025 Capital Requests and Five-year Capital Plan
Date: January 7, 2025

The City has begun modifying the Capital Improvement Program (five year plan) and Capital Improvement Budget (one year plan) for FY2026 budgeting purposes. As such, I have included the documents necessary in order for you to complete your requests for FY2026. You will find the following documents attached:

- Capital Improvement Program Overview
- Capital Project/Equipment request form (required for each FY2026 request)
- Copy of most recent CIP (including FY2025 approved projects and FY2025-FY2029 projected plans) for your review and to modify if necessary
- Capital Improvement/Debt Policy

When completing your capital budget request forms, please follow the following guidelines:

1. Only capital purchases with a value of \$25,000 or greater should be included in your plan; anything under \$25,000 should be part of your operating budget.
2. Capital items must have a depreciable life of five (5) or more years. Examples of Capital Assets are as follow:

Capital Asset

- Fire truck, DPW equipment, etc.
- Buildings (purchase or major renovations)
- Infrastructure (roadways, pumping stations, etc.)
- Building plans, some studies.

Not a Capital Asset

- Services. Books.
- Painting rooms or a building.
- Medical treatment.
- Routine building maintenance.

There are two distinct types of Capital Items for budgeting purposes:

1. CAPITAL PROJECTS
 - a. For FY26 and beyond, all Capital Projects will be directed through the City's Planning Department, once received by the CFO.
 - b. Projects that have matching funds will have priority and the source of the matching funds should be identified within the request form or in a separate document.
2. CAPITAL EQUIPMENT
 - a. For FY26 and beyond, all Capital Equipment will be directed through the City Services Department where applicable, once received by the CFO.
 - b. Backup documentation (i.e., literature from manufacturer of equipment, detailed descriptions, price quotes obtained, state bid list identification, etc.) will help keep the process efficient.
 - c. Any equipment that may be traded in and/or surplusd should be identified.

You may have already queued up projects or equipment for FY2026, this does not bind you to that schedule. This is your opportunity to eliminate, add, or reprioritize your respective plans. Feel free to mark up the five (5) year Capital Improvement Program spreadsheet if need be. I will then make the adjustments for the final presentation to the Mayor.

The deadline for submittal of your capital plan requests is Wednesday, February 17, 2025. Finance Department staff will be contacting you to set up a meeting to discuss your capital requests.

Thank you for your anticipated cooperation and please feel free to call if you should have any questions.

Everett Debt Service Projection

FY2026 Projects - General Fund

	Yrs.	5.00%	Projected Bond Interest Rate						
Departmental Equipment				FY27	FY28	FY29	FY30	FY31	TOTAL
City Services - F450 Dump Truck with Plow/Sander	10	\$ 78,000	Principal		7,800	7,800	7,800	7,800	78,000
			Interest	1,950	3,705	3,315	2,925	2,535	21,255
City Services - Two (2) F350 Pickup Trucks	5	\$ 45,000	Principal		9,000	9,000	9,000	9,000	45,000
			Interest	1,125	2,025	1,575	1,125	675	6,750
Inspectional Services - Citywide Signs	10	\$ 100,000	Principal		10,000	10,000	10,000	10,000	100,000
			Interest	2,500	4,750	4,250	3,750	3,250	27,250
City Services - Front End Loader	10	\$ 284,000	Principal		28,400	28,400	28,400	28,400	284,000
			Interest	7,100	13,490	12,070	10,650	9,230	77,390
City Services - Ford F350 w Plows/Sanders	10	\$ 195,000	Principal		19,500	19,500	19,500	19,500	195,000
			Interest	4,875	9,263	8,288	7,313	6,338	53,138
City Services - Ford F550 1.5 Ton Dump Truck	10	\$ 95,000	Principal		9,500	9,500	9,500	9,500	95,000
			Interest	2,375	4,513	4,038	3,563	3,088	25,888
City Services - Ford 600 Versalift Bucket Truck	10	\$ 149,721	Principal		14,972	14,972	14,972	14,972	149,721
			Interest	3,743	7,112	6,363	5,615	4,866	40,799
EHS Control Room Improvements	10	\$ 200,000	Principal		20,000	20,000	20,000	20,000	200,000
			Interest	2,000	9,500	8,500	7,500	6,500	51,500
EHS - Media Truck	5	\$ 250,000	Principal		50,000	50,000	50,000	50,000	250,000
			Interest	2,500	11,250	8,750	6,250	3,750	33,750
Whittier Stage Improvements	10	\$ 125,000	Principal		12,500	12,500	12,500	12,500	125,000
			Interest	1,250	5,938	5,313	4,688	4,063	32,188
Lafayette Stage Improvements	10	\$ 200,000	Principal		20,000	20,000	20,000	20,000	200,000
			Interest	2,000	9,500	8,500	7,500	6,500	51,500
Parlin Stage Improvements	10	\$ 450,000	Principal		45,000	45,000	45,000	45,000	450,000
			Interest	4,500	21,375	19,125	16,875	14,625	115,875
EHS Auditorium Projector, Lights & Sound	10	\$ 400,000	Principal		40,000	40,000	40,000	40,000	400,000
			Interest	4,000	19,000	17,000	15,000	13,000	103,000
EPS Network Infrastructure Modernization	10	\$ 4,000,000	Principal		400,000	400,000	400,000	400,000	4,000,000
			Interest	40,000	190,000	170,000	150,000	130,000	1,030,000
EPS IT Infrastructure	10	\$ 200,000	Principal		20,000	20,000	20,000	20,000	200,000
			Interest	2,000	9,500	8,500	7,500	6,500	51,500
EPS Update Floor Plans	5	\$ 80,000	Principal		16,000	16,000	16,000	16,000	80,000
			Interest	800	3,600	2,800	2,000	1,200	10,800
									-
SUBTOTAL: Departmental Equipment		\$ 6,851,721	Principal	-	722,672	722,672	722,672	722,672	6,851,721
			Interest	82,718	324,519	288,386	252,252	216,118	1,732,581
Parks and Open Space				FY27	FY28	FY29	FY30	FY30	TOTAL

Everett Debt Service Projection

FY2026 Projects - General Fund

	Yrs.	5.00%	Projected Bond Interest Rate							
Design & Refurbish City Parks & Tot Lots - Citywide	10	\$ 700,000	Principal		70,000	70,000	70,000	70,000		700,000
			Interest	17,500	33,250	29,750	26,250	22,750		190,750
Everett Waterfront Improvements	10	\$ 1,334,000	Principal		133,400	133,400	133,400	133,400		1,334,000
			Interest	33,350	63,365	56,695	50,025	43,355		363,515
Glenwood Cemetery Improvements	10	\$ 500,000	Principal		50,000	50,000	50,000	50,000		500,000
			Interest	12,500	23,750	21,250	18,750	16,250		136,250
Bouvier Building	10	\$ 1,000,000	Principal		100,000	100,000	100,000	100,000		1,000,000
			Interest	25,000	47,500	42,500	37,500	32,500		272,500
Planning - Floating Dock	10	\$ 1,000,000	Principal		100,000	100,000	100,000	100,000		1,000,000
			Interest	25,000	47,500	42,500	37,500	32,500		272,500
Chelsea Street Park Construction	10	\$ 945,000	Principal		94,500	94,500	94,500	94,500		945,000
			Interest	23,625	44,888	40,163	35,438	30,713		257,513
Gateway Park Boardwalk	10	\$ 1,500,000	Principal		150,000	150,000	150,000	150,000		1,500,000
			Interest	37,500	71,250	63,750	56,250	48,750		408,750
Lafayette Tot Lot	10	\$ 1,100,000	Principal		110,000	110,000	110,000	110,000		1,100,000
			Interest	27,500	52,250	46,750	41,250	35,750		299,750
Lafayette Park Design	10	\$ 150,000	Principal		15,000	15,000	15,000	15,000		150,000
			Interest	3,750	7,125	6,375	5,625	4,875		40,875
Chelsea Street Dog Park Design	10	\$ 600,000	Principal		60,000	60,000	60,000	60,000		600,000
			Interest	15,000	28,500	25,500	22,500	19,500		163,500
Engineering - Stadium Retaining Wall	10	\$ 3,000,000	Principal		300,000	300,000	300,000	300,000		3,000,000
			Interest	30,000	142,500	127,500	112,500	97,500		772,500
SUBTOTAL: Parks and Open Space		\$ 11,829,000	Principal	-	1,182,900	1,182,900	1,182,900	1,182,900		11,829,000
			Interest	250,725	561,878	502,733	443,588	384,443		3,178,403
Public Buildings, Facilities and Infrastructure				FY27	FY28	FY29	FY30	FY31		TOTAL
City Hall Improvements	10	\$ 200,000	Principal		20,000	20,000	20,000	20,000		200,000
			Interest	5,000	9,500	8,500	7,500	6,500		55,000
Armory Renovations	20	\$ 1,500,000	Principal		75,000	75,000	75,000	75,000		1,500,000
			Interest	37,500	73,125	69,375	65,625	61,875		755,625
New Stadium Design & Construction	20	\$ 50,000	Principal		2,500	2,500	2,500	2,500		50,000
			Interest	1,250	2,438	2,313	2,188	2,063		25,188
Police Station Design & Construction	20	\$ 125,000	Principal		6,250	6,250	6,250	6,250		125,000
			Interest	3,125	6,094	5,781	5,469	5,156		62,969
Planning - Emergency Efficiency Upgrades for Buildings	20	\$ 500,000	Principal		25,000	25,000	25,000	25,000		500,000
			Interest	12,500	24,375	23,125	21,875	20,625		251,875
Boat House	20	\$ 1,500,000	Principal		75,000	75,000	75,000	75,000		1,500,000
			Interest	37,500	73,125	69,375	65,625	61,875		755,625
Replacement of Police Department Roof	20	\$ 300,000	Principal		15,000	15,000	15,000	15,000		300,000

Everett Debt Service Projection

FY2026 Projects - General Fund

	Yrs.	5.00%	Projected Bond Interest Rate							
			Interest	7,500	14,625	13,875	13,125	12,375		151,125
EHS Lighting and Control System	10	\$ 225,000	Principal		22,500	22,500	22,500	22,500		225,000
			Interest	5,625	10,688	9,563	8,438	7,313		61,313
EHS Stage and Orchestra Pit	10	\$ 750,000	Principal		75,000	75,000	75,000	75,000		750,000
			Interest	18,750	35,625	31,875	28,125	24,375		204,375
EHS Main Stairs	20	\$ 200,000	Principal		10,000	10,000	10,000	10,000		200,000
			Interest	5,000	9,750	9,250	8,750	8,250		104,750
EPS Districtwide Shades	10	\$ 500,000	Principal		50,000	50,000	50,000	50,000		500,000
			Interest	12,500	23,750	21,250	18,750	16,250		136,250
EPS Districtwide Doors	20	\$ 500,000	Principal		25,000	25,000	25,000	25,000		500,000
			Interest	12,500	24,375	23,125	21,875	20,625		261,875
Parlin Carpeting	10	\$ 400,000	Principal		40,000	40,000	40,000	40,000		400,000
			Interest	10,000	19,000	17,000	15,000	13,000		109,000
School Admin Building Parking Lot	10	\$ 150,000	Principal		15,000	15,000	15,000	15,000		150,000
			Interest	3,750	7,125	6,375	5,625	4,875		40,875
Keverian School ACCU-1	20	\$ 335,000	Principal		16,750	16,750	16,750	16,750		335,000
			Interest	8,375	16,331	15,494	14,656	13,819		175,456
Keverian Fence	10	\$ 150,000	Principal		15,000	15,000	15,000	15,000		150,000
			Interest	3,750	7,125	6,375	5,625	4,875		40,875
English School 1st Floor Repairs	10	\$ 250,000	Principal		25,000	25,000	25,000	25,000		250,000
			Interest	6,250	11,875	10,625	9,375	8,125		68,125
Existing Stadium Building	10	\$ 250,000	Principal		25,000	25,000	25,000	25,000		250,000
			Interest	6,250	11,875	10,625	9,375	8,125		68,125
Keverian Library Improvements	20	\$ 500,000	Principal		25,000	25,000	25,000	25,000		500,000
			Interest	12,500	24,375	23,125	21,875	20,625		261,875
Whittier School Gym Storage and Office Space	10	\$ 80,000	Principal		8,000	8,000	8,000	8,000		80,000
			Interest	2,000	3,800	3,400	3,000	2,600		21,800
Recreation Center	20	\$ 250,000	Principal		12,500	12,500	12,500	12,500		250,000
			Interest	6,250	12,188	11,563	10,938	10,313		130,938
EHS Crimson Café/Gym/Library Improvements	10	\$ 300,000	Principal		30,000	30,000	30,000	30,000		300,000
			Interest	7,500	14,250	12,750	11,250	9,750		81,750
English School Chiller	10	\$ 550,000	Principal		55,000	55,000	55,000	55,000		550,000
			Interest	13,750	26,125	23,375	20,625	17,875		149,875
Parlin School Wall Acs	10	\$ 250,000	Principal		25,000	25,000	25,000	25,000		250,000
			Interest	6,250	11,875	10,625	9,375	8,125		68,125
Street and Sidewalk Repair	20	\$ 3,000,000	Principal		150,000	150,000	150,000	150,000		3,000,000
			Interest	75,000	146,250	138,750	131,250	123,750		1,571,250
Complete Streets	20	\$ 1,000,000	Principal		50,000	50,000	50,000	50,000		1,000,000
			Interest	25,000	48,750	46,250	43,750	41,250		523,750

Everett Debt Service Projection

FY2026 Projects - General Fund

	Yrs.	5.00%	Projected Bond Interest Rate							
Bus Lane Improvements	20	\$ 2,000,000	Principal		100,000	100,000	100,000	100,000		2,000,000
			Interest	50,000	97,500	92,500	87,500	82,500		1,047,500
Ferry & Elm Improvements	20	\$ 500,000	Principal		25,000	25,000	25,000	25,000		500,000
			Interest	12,500	24,375	23,125	21,875	20,625		261,875
Elton & Tremont Phase 2	20	\$ 100,000	Principal		5,000	5,000	5,000	5,000		100,000
			Interest	2,500	4,875	4,625	4,375	4,125		52,375
Commercial Triangle Improvements	20	\$ 250,000	Principal		12,500	12,500	12,500	12,500		250,000
			Interest	6,250	12,188	11,563	10,938	10,313		130,938
Coburn Terrace Improvements	20	\$ 500,000	Principal		25,000	25,000	25,000	25,000		500,000
			Interest	12,500	24,375	23,125	21,875	20,625		261,875
Hancock Design & Construction	20	\$ 2,000,000	Principal		100,000	100,000	100,000	100,000		2,000,000
			Interest	50,000	97,500	92,500	87,500	82,500		1,047,500
Stormwater - Kelvin Street Outfall	20	\$ 1,000,000	Principal		50,000	50,000	50,000	50,000		1,000,000
			Interest	25,000	48,750	46,250	43,750	41,250		523,750
Citywide Drainage	20	\$ 125,000	Principal		6,250	6,250	6,250	6,250		125,000
			Interest	3,125	6,094	5,781	5,469	5,156		65,469
Commercial Triangle Drainage	20	\$ 2,345,000	Principal		117,250	117,250	117,250	117,250		2,345,000
			Interest	58,625	114,319	108,456	102,594	96,731		1,228,194
			Principal							
			Interest							
SUBTOTAL: Public Bldgs, Facilities, and Infrastructure		\$ 22,635,000	Principal	-	1,334,500	1,334,500	1,334,500	1,334,500		22,635,000
			Interest	564,625	1,095,950	1,029,350	962,750	896,150		10,732,075
GRAND TOTAL		\$ 41,315,721	Principal	-	3,240,072	3,240,072	3,240,072	3,240,072		41,315,721
			Interest	898,068	1,982,347	1,820,468	1,658,590	1,496,711		15,643,059